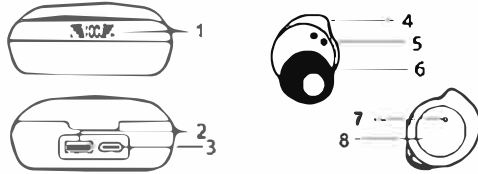


产品说明书



无线蓝牙耳机 V5.0

产品图解



1. 充电盒电量显示
2. USB接口
3. 充电盒充电口
4. 耳翼
5. 耳机充电触点
6. 耳帽
7. 耳机指示灯
8. 多功能按键

产品参数

产品型号: TWS-24
蓝牙版本: 5.0 (EDR)
语音支持: 中文、英文
传输半径: 10m
待机时间: ≥40小时
持续音乐: 3-4小时(左右)
操作方式: 触摸触摸

电池类别: 锂离子电池3.7V
电池盒容量: 1000mAh
耳机电池容量: 40mAh
接口类型: TYPE-C
充电时长: 1.5小时
充电电流: DC 5V 100mA
颜色分类: 黑色、白色、灰色

使用方法

开机/关机

离开充电仓自动开机 (1秒内能听到提示音) 入仓关机;
手动关开机 (长按5秒开机, 长按5秒关机)

左右耳机配对

1. 自动配对: 离仓自动配对 (对耳机自检配对)
2. 配对成功: 配对上之后有一只耳机会灯灭 (副机), 另一只红蓝灯交替闪 (主机), 此时可跟手机配对连接。



与手机配对连接

离开充电仓, 耳机自动开机并进行左右耳自动配对。对耳配对完成后, 其中一只耳机会红蓝灯交替闪 (耳机自动配对时不要按任何按键), 此时打开手机蓝牙搜索并连接; 如果对耳此前已经跟手机连接过, 对耳会自动回连手机。

温馨提示: 当您收到本产品后, 请在首次使用前先充满电。

多功能键介绍



电话

双击任意耳机: 接听/挂断电话
拒接电话: 长按任意耳机2秒(挂断电话有du的提示音)
来电报号: 来电语音播报来电号码



音乐

播放/暂停: 双击任意左右耳机 (播放音乐状态下)
下一曲: 长按右耳1s (每调节一下都有du的提示音)
上一曲: 长按左耳1s (每调节一下都有du的提示音)



语音助手

三击任意左右耳机激活语音助手 (例: Siri, Google, 小爱)



声音控制

音量+: 单击一下右耳机 (每调节一下都有du的提示音/达到最大音量嘟2声)
音量-: 单击一下左耳机 (每调节一下都有du的提示音/最小音量无提示音声)

其他功能介绍

语言切换: 配对状态下, 快速单击5下 (不要连接上手机的状态下)
自动回连: 开机后自动与已配对的手机连接 (部分手机需要点确认)

指示灯指南

名称/状态	有电状态	低电量	正在充电	充满电量
耳机	/	语音提示 (不亮灯)	红灯长亮	蓝灯长亮 (90秒后灭灯)
充电盒	蓝灯长亮 (接充电线)	蓝灯闪烁	红灯闪烁	红灯长亮 (未接充电线)

听力保护

- 请勿长时间在高音量状态下使用, 以防损害听力。
- 请勿将声音调整过大以防听不到周围的声音。
- 请勿在开车时使用耳机听歌。

包装内含

- 耳机 x 2 (左耳&右耳)
- 充电线 x 1
- 挂绳 x 1
- 充电盒 x 1
- 说明书 x 1
- 耳帽 x 4 (左耳&右耳)



FCC Caution

FCC WARNING
This device complies with part 15 of the FCC Rules. Operation is subject to the following two conditions:

- (1) this device may not cause harmful interference, and
- (2) this device must accept any interference received, including interference that may cause undesired operation.

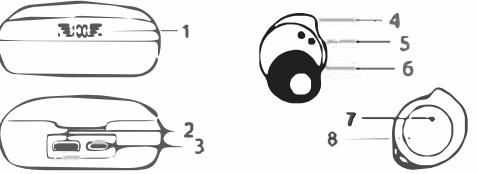
Any changes or modifications not expressly approved by the party responsible for compliance could void the user's authority to operate the equipment.

USER'S MANUAL



TRUE WIRELESS EARPHONE V5.0

IDENTIFYING KEY PARTS



1. LED Battery Indicator
2. USB Interface
3. Charging Port
4. EarWings
5. Charging Contact
6. Ear-Tips
7. Headphone Indicator Light
8. Multi-function Button

Basic Parameters

Model: TWS-24
Version: 5.0 (EDR)
Voice support: Chinese, English
Connection Range: 10m
Standby time: ≥ 40 hours
Play music: 3-4 hours
Operation Method: Touch button

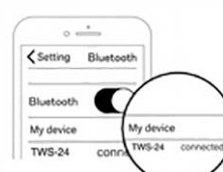
Battery type: lithium polymer 3.7V
Box capacity: 1000mAh
earphone capacity: 40mAh
Interface type: TYPE-C
Charging time: 1.5 hours
Charging current: DC 5V 100mA
Color: Black, White, Grey

Usage

Power On/Power Off & Pairing

1. Take the headphones out from the charging case, it will turn on automatically;
Or, long press the Multi Function Buttons both sides for about 5 seconds.

2. Activate Bluetooth on your phone and set it to search for new devices "TWS-24".



To power off the device, put the headphones back to the charging case, or long press the Multi Function Buttons both sides for about 5 seconds.

Note: Please fully charge it with the charging case before the first use when you receive the product.

Touch Multi-function Button(MFB)



CALL

Answer/End Call: Double press any Multi Function Button.
Reject Call: Long press any Multi Function Button for about 2 seconds
Call in: Call in and broadcast the number.



Music

Play/Pause: Double press any Multi Function Button to play/ pause music.
(Some phones may require you to start a media player first).
Next Track: Long press Multi Function Button (R) for about 2 seconds.
Previous Track: Long press Multi Function Button (L) for about 2 seconds.



Voice Assistant

Triple press any Multi Function Button to active the voice assistant.



Volume Control

Short press Multi-Function Button (R) to volume up.
Short press Multi-Function Button (L) to volume down.

Other Function

Language switch: In paired state, quickly click 5 times (Do not connect to the phone)
Automatic reconnection: automatically connect with paired phones after power on (some phones need to be confirmed)

Guide to indicator lights for earphone

	Enough Electricity	Low Power	Charging	Full Charge
Earphone	/	Voice Prompt	Red LED ON	Blue LED ON (About 90 seconds)
Box	Blue LED ON (Out of the USB Cable)	Blue LED Flash	Red LED Flash	Red LED ON (Plug in the USB Cable)

Hearing Safety

- To avoid hearing damage, do not listen for long time at high volume.
- Do not turn the volume so high that you're unable to hear your surroundings
- Please do not use earphones to listen to music while driving.

Packing List

- Earphone x 2(Left & Right)
- USB Cable x 1
- Lanyard x 1
- Charging box x 1
- Manual x 1
- Eartips x 4 (Left & Right)

