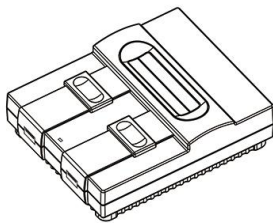


# USER MANUAL


## SUPER MINI GAME SERIES



### SUPER MINI TV GAME CONSOLE



#### INTRODUCTION FOR CONNECTING TV



Note : There may be some differences when connecting different televisions, more details can be consulted with the dealers or the TV factory .

#### Introduction of the machine's Function

1. It TF Card has built-in classic games in total, which cannot be changed.
2. It uses 5V charger for power supply and the available voltage is 1 10V-220V so the ordinary household power source can afford that
3. It will send with an AV cable which support TV output
4. There are A and B buttons on the machine, which do not support running-kick so it has a higher requirement on APM and operationand the playability is also higher

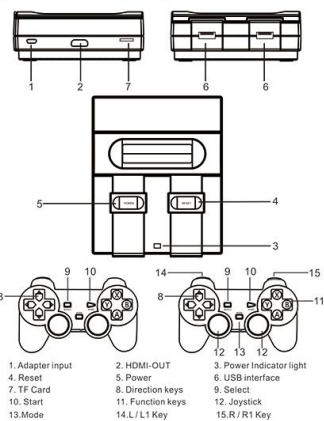
#### Attention for Using

1. Never allow children play it alone for it comes to the power using.
2. Please turn off the machine and operate it after cooling it when there is something wrong with the running machine like system halted.
3. Never put the machine stay at some places extremely cold and hot.
4. Never disassemble or repair the machine by yourself.
5. It may be unavailable for some TV with 4K resolution ratio

#### Using Attention for Power Adapter

1. Never allow children below 3 years old using it alone.
2. Never play the transformer casually for it is not a toy.
3. The machine is available for those recommended transformers conforming to international standard.
4. Please disconnect the machine with the power source when cleaning the machine
5. Please check the lines, plug, shell and other parts regularly, and stop using if there is anything wrong with them until being repaired.
6. Never play it with other power sources not recommended.

#### Introduction of the buttons



**FCC Warning:**

This equipment has been tested and found to comply with the limits for a Class B digital device, pursuant to part 15 of the FCC Rules. These limits are designed to provide reasonable protection against harmful interference in a residential installation. This equipment generates, uses and can radiate radio frequency energy and, if not installed and used in accordance with the instructions, may cause harmful interference to radio communications. However, there is no guarantee that interference will not occur in a particular installation. If this equipment does cause harmful interference to radio or television reception, which can be determined by turning the equipment off and on, the user is encouraged to try to correct the interference by one or more of the following measures:

- Reorient or relocate the receiving antenna.
- Increase the separation between the equipment and receiver.
- Connect the equipment into an outlet on a circuit different from that to which the receiver is connected.
- Consult the dealer or an experienced radio/TV technician for help.

**Caution:** Any changes or modifications to this device not explicitly approved by manufacturer could void your authority to operate this equipment.

This device complies with part 15 of the FCC Rules. Operation is subject to the following two conditions:

(1) This device may not cause harmful interference, and (2) this device must accept any interference received, including interference that may cause undesired operation.

This equipment complies with FCC radiation exposure limits set forth for an uncontrolled environment. This equipment should be installed and operated with minimum distance 0cm between the radiator and your body.