


80mm

80mm

Transaction & Payment4



Insert smart card

FCC Compliance Statement

This device complies with Part 15 of the FCC Rules. Operation is subject to the following two conditions: (1) this device may not cause harmful interference, and (2) this device must accept any interference received, including interference that may cause undesired operation.

changes or modifications not expressly approved by the party responsible for compliance could void the user's authority to operate the equipment.


This equipment has been tested and found to comply with the limits for a Class B digital device, pursuant to Part 15 of the FCC Rules. These limits are designed to provide reasonable protection against harmful interference in a residential installation. This equipment generates, uses and can radiate radio frequency energy and, if not installed and used in accordance with the instructions, may cause harmful interference to radio communications. However, there is no guarantee that interference will not occur in a particular installation.

If this equipment does cause harmful interference to radio or television reception, which can be determined by turning the equipment off and on, the user is encouraged to try to correct the interference by one or more of the following measures:

- Reorient or relocate the receiving antenna.
- Increase the separation between the equipment and receiver.
- Connect the equipment into an outlet on a circuit different from that to which the receiver is connected.
- Consult the dealer or an experienced radio/TV technician for help.


Dspread Technology (Beijing) Inc

Email: reception@dspread.com  
Tel: +86-10-84493638  
Address: Rm.407, B12C, #10(Universal Business Park), Jiuxianqiao Road, Chaoyang District, Beijing, China


 **DSPREAD**  
www.dspread.com

MP200 Manual


Product Details1



Smart Card Reader




LED





Micro USB port

Data Connectivity2




MP200

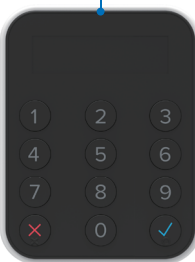
Can be connected seamlessly via Bluetooth to Android or iOS Smartphones & Tablets.



Power on/off3



Power on/off



LED

LED indicator

Power indicator will light up

Power on/off

Press this key for 2 seconds

Caution

Risk of explosion if battery is replaced by an incorrect type.  
Dispose of used batteries according to the instructions