



# OTA TEST REPORT

**Applicant** Mercado Libre SRL  
**Product** Mobile POS  
**Model** MP200  
**Report No.** R2203A0264-T1  
**Issue Date** October 17, 2022

TA Technology (Shanghai) Co., Ltd. tested the above equipment in accordance with the requirements in **ANSI/IEEE Std 149-2008**. The test results show that the equipment tested is capable of demonstrating compliance with the requirements as documented in this report.

*Prepared by: Xu Ying*

*Approved by: Xu Kai*

---

**TA Technology (Shanghai) Co., Ltd.**

*Building 3, No.145, Jintang Rd, Tangzhen Industry Park, Pudong Shanghai, China*

*TEL: +86-021-50791141/2/3*

*FAX: +86-021-50791141/2/3-8000*



## TABLE OF CONTENTS

1.	Test Laboratory.....	4
1.1.	Notes of the Test Report .....	4
1.2.	Test facility .....	4
1.3.	Testing Location .....	4
1.4.	Laboratory Environment .....	5
2.	General Description of Equipment under Test .....	6
2.1.	Applicant and Manufacturer Information .....	6
2.2.	General information .....	6
2.3.	Test Date .....	6
2.4.	Receiving Date .....	6
2.5.	Applied Standards .....	7
3.	Test Conditions .....	8
3.1.	Test Configuration .....	8
3.2.	Test Measurement.....	8
4.	Test Results.....	9
4.1.	Gain and Efficiency.....	9
5.	Equipment List.....	10
ANNEX A	3-D Pattern Plots .....	11
<b>ANNEX B:</b>	<b>The EUT Appearance and Test Configuration .....</b>	<b>12</b>
<b>ANNEXC:</b>	<b>Antenna diagram .....</b>	<b>13</b>



Version	Revision description	Issue Date
Rev.0	Initial issue of report.	January 14, 2022
Rev.1	Update information.	October 17, 2022
Rev.2	Add an antenna diagram.	October 17, 2022
Note: This revised report (Report No. R2203A0264-T1V2) supersedes and replaces the previously issued report (Report No. R2203A0264-T1V1). Please discard or destroy the previously issued report and dispose of it accordingly.		



## 1. Test Laboratory

### 1.1. Notes of the Test Report

This report shall not be reproduced in full or partial, without the written approval of **TA technology (shanghai) co., Ltd.** The results documented in this report apply only to the tested sample, under the conditions and modes of operation as described herein. Measurement Uncertainties were not taken into account and are published for informational purposes only. This report is written to support regulatory compliance of the applicable standards stated above.

### 1.2. Test facility

#### A2LA (Certificate Number: 3857.01)

TA Technology (Shanghai) Co., Ltd. has been listed by American Association for Laboratory Accreditation to perform measurement.

### 1.3. Testing Location

Company: TA Technology (Shanghai) Co., Ltd.  
Address: Building 3, No.145, Jintang Rd, Tangzhen Industry Park, Pudong Shanghai, China  
City: Shanghai  
Post code: 201201  
Country: P. R. China  
Contact: Xu Kai  
Telephone: +86-021-50791141/2/3  
Fax: +86-021-50791141/2/3-8000  
Website: <http://www.ta-shanghai.com>  
E-mail: [xukai@ta-shanghai.com](mailto:xukai@ta-shanghai.com)



#### 1.4. Laboratory Environment

Temperature	Min. =19°C, Max. = 25°C	
Relative humidity	Min. =40%, Max. =72%	
Shield effect	0.7-6GHz	> 100dB
Ground resistance	<0.5Ω	

## 2. General Description of Equipment under Test

### 2.1. Applicant and Manufacturer Information

<b>Applicant Name</b>	Mercado Libre SRL
<b>Applicant address</b>	Caseros 3039, Buenos Aires, Argentina Buenos Aires 1264 ARGENTINA
<b>Manufacturer Name</b>	Dspread Technology (Beijing) Inc.
<b>Manufacturer address</b>	Rm.407, b12c. #10 (Universal Business Park), Jiuxianqiao Road, Chaoyang District, Beijing, China,100015

### 2.2. General information

EUT Description	
Product Name:	Mobile POS
Model	MP200
HW Version:	1.0
SW Version:	1.0.1
Antenna Type:	Internal Antenna
Antenna size:	2.48mm*8.47mm*0.15mm
Antenna Manufacturer:	Mercado Libre SRL
Test Frequency:	2402MHz ~ 2480MHz
Note: The EUT is sent from the applicant to TA and the information of the EUT is declared by the applicant. All indications of Pass/Fail in this report are opinions expressed by TA Technology (Shanghai) Co., Ltd. based on interpretations and/or observations of test results. Measurement Uncertainties were not taken into account and are published for informational purposes only.	

### 2.3. Test Date

The test is performed from September 19, 2022 to September 22, 2022.

### 2.4. Receiving Date

The sample was received on September 19, 2022.



## 2.5. Applied Standards

According to the specifications of the manufacturer, it must comply with the requirements of the following standards:

Test Method: **ANSI/IEEE Std 149-2008**



## 3. Test Conditions

### 3.1. Test Configuration

Great-Circle-Cut method is used to measure the antenna 3D GAIN of EUT in OTA qualified anechoic chamber. Equipment Under Test (EUT) geometry centre vertical projection at the centre of platform, the distance from EUT to measurement antenna is 5m.

### 3.2. Test Measurement

#### Spherical coordinate system

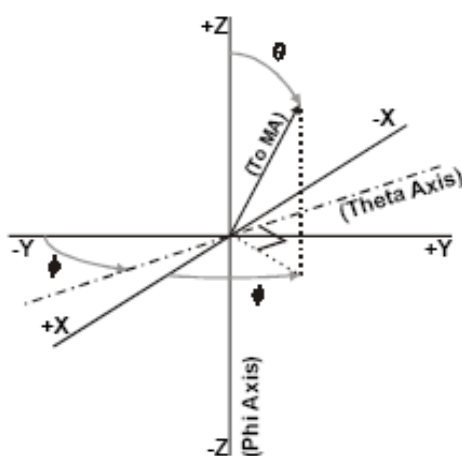
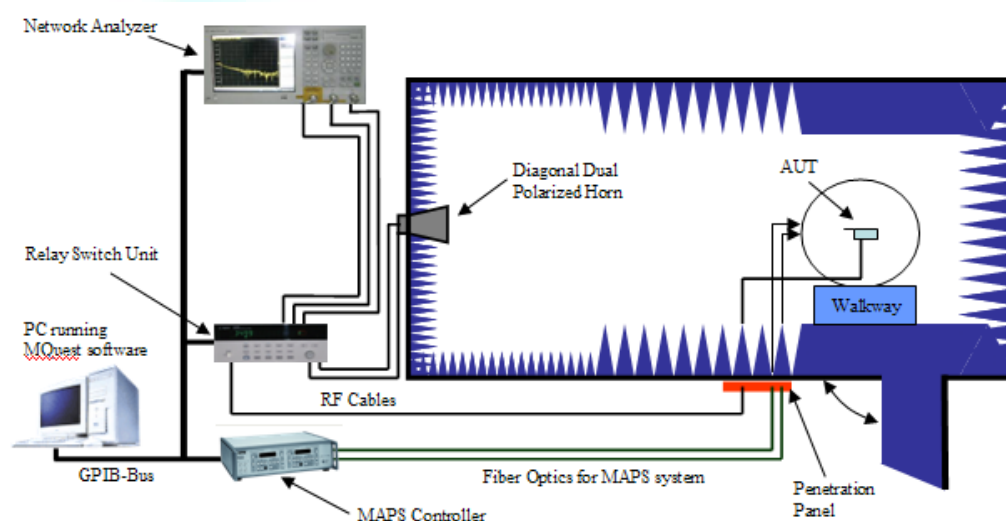


Figure 1 Test coordinate system

Note: Theta is from 0~180 degree. Phi is from 0~360. Rotate the EUT and record the Data, the step of rotation is 15 degree.

#### Test Setup







## 4. Test Results

### 4.1. Gain and Efficiency

Test Item	Test State	Frequency (MHz)	Efficiency (%)	Gain (dBi)	Note
3D Gain	FS	2402	29.06	1.21	/
		2441	36.47	2.05	
		2480	37.11	2.62	

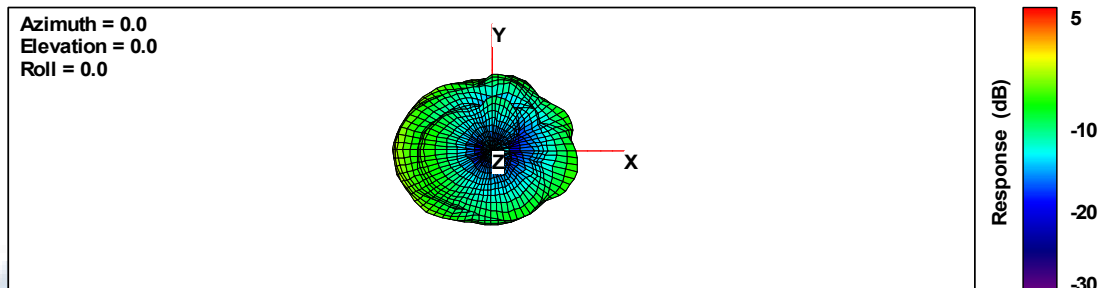


## 5. Equipment List

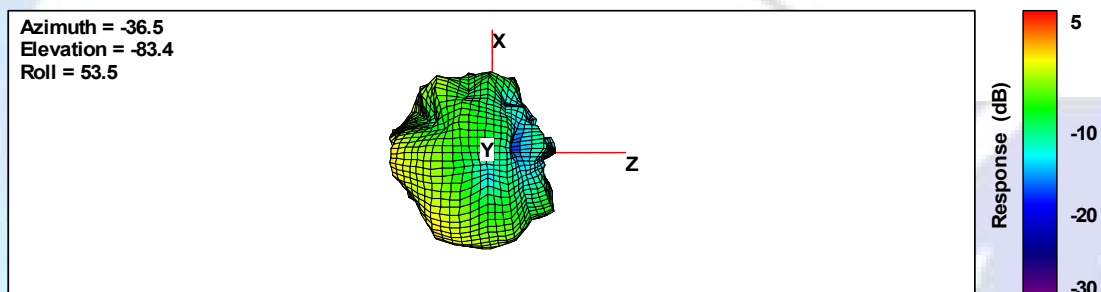
Type of Equipment	Manufacture	Model Number	S/N	Calibration Date	Expiration Time
Anechoic Chamber	ETS	AMS-8500	CT-001157-1219	2020-05-17	2025-05-16
Test Software	ETS	EMQuest™	REV 1.0.9	--	--
EMCenter_Switch Control System	ETS	7006/7001	00059957/MY42001152	--	--
Network Analyzer	Keysight	E5071B	MY42404014	2022-05-14	2023-05-13
Diagonal Dual Polarized Horn	ETS	ETS 3164-04	00062743	2020-04-14	2025-04-13

## ANNEX A 3-D Pattern Plots

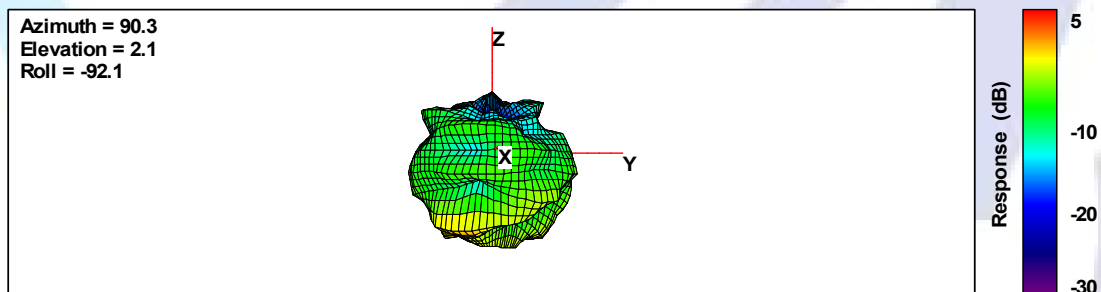
Total



Total



Total





## ANNEX B: The EUT Appearance and Test Configuration

The EUT Appearance and Test Configuration are submitted separately.





## ANNEXC: Antenna diagram

The Antenna diagram are submitted separately.

\*\*\*\*\*END OF REPORT \*\*\*\*\*

