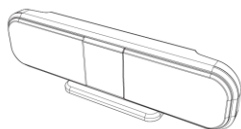




聚音宝

超指向性扬声器

使用说明书



TYPE X 系列

苏州清听声学科技有限公司 · 2025 年

QT-PS-PD-021 (A/4)

目录

第一章 重要安全信息	1
第二章 本说明书涉及产品与型号	3
第三章 产品描述	4
第四章 产品型号参数信息	5
4.1 TYPE X 系列	5
第五章 设备使用	6
5.1 产品清单	6
5.2 产品示意	7
5.3 支架说明	8
5.4 连接方式	9
5.5 使用支架走线方式（推荐）	11
第六章 保修条例	13
第七章 产品合格证书	14
第八章 联络信息	15

第一章 重要安全信息

- 操作设备前,请务必仔细阅读所有文件;
- 请按说明书操作;
- 请妥善保存本说明书;
- 连接设备前请断开电源;
- 请务必使用符合功率要求的电源插座;
- 请使用指定功放和电源;
- 天气恶劣或长时间不用时,请将设备插头拔掉;
- 请保持通风口畅通无堵;
- 设备注意防热防潮;
- 设备仅供室内常温下使用;
- 请勿踩踏或揉捏电源线,特别是插头以及电源线和设备的连接处;
- 请勿移除保护套以防触电;
- 设备内部不含用户可自行维修件;
- 发声面板前格栅丢失时,请勿操作设备;
- 发声面板前格栅应保持无异物;
- 请勿将水或其他液体洒到设备上;
- 设备安装应由专业人士操作;
- 该设备符合 FCC 规则第 15 部分。操作受以下两个条件的约束:

(1) 此设备可能不会造成有害干扰,并且 (2) 此设备必须接受接收到的任何干扰,

包括可能导致意外操作的干扰。

注 1: 根据 FCC 规则第 15 部分,该设备经过测试,符合 B 类数字设备的限制。这些限制

旨在为住宅安装中的有害干扰提供合理的保护。该设备产生、使用并可以辐射射频能

量，如果不按照说明安装和使用，可能会对无线电通信造成有害干扰。但是，不能保证在特定安装中不会发生干扰。如果此设备确实对无线电或电视接收造成有害干扰，可以通过关闭和打开设备来确定，鼓励用户尝试通过以下一种或多种措施来纠正干扰：

- 重新定向或重新定位接收天线。
- 增加设备和接收器之间的间距。
- 将设备连接到与接收器连接的电路不同的插座上。
- 请咨询经销商或经验丰富的无线电/电视技术人员以获取帮助。

注 2：未经负责合规的一方明确批准，对本装置的任何更改或修改都可能使用户操作设备的权限无效。

射频暴露声明

为了保持符合 FCC 的射频暴露指南，该设备的安装和操作应在散热器和身体之间至少 20cm 处进行。此设备及其天线不得与任何其他天线或发射机位于同一位置或协同工作。

注：未经制造商或质检人员许可不得拆解设备。

第二章 本说明书涉及产品与型号

1. TYPE X 系列

FSC3-X2

第三章 产品描述

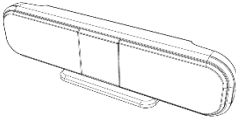
聚音宝是清听声学自主研发的高科技声音环保产品，是国内首个实现商业化的“定向音箱”，传承了国内顶尖的声学研究成果，十余项自主专利，突破性的实现了“让声音，像手电筒的光一样，定向传播”的技术，巧妙的控制了声音传播的方向以及传播广度，为用户打造全新独特的视听体验，是中国首个定向声音解决方案专家。

聚音宝开创性的定向音频解决方案，提供了一种全新的声音传播方式，它可以将声音定向的投射到指定区域，可以在开放的空间内，创造多个互相独立、互不干扰的音频空间，营造全新独特的视听体验。

主要特点	商业价值
更小尺寸	更方便于各类型的商业应用
更轻便	多种安装形式，超薄特性，安装简易
具有高指向性	将声音控制在局部范围内传播；独立的声音针对独立区域和目标人群，互不干扰；传播距离更远，衰减幅度小；有效解决噪音污染
折射特性	声音遇到平面可产生反射，可实现虚拟声源
多声道	可实现立体声
独有专利音频处理技术	低失真，频率响应更宽，支持多种定向音频应用

第四章 产品型号参数信息

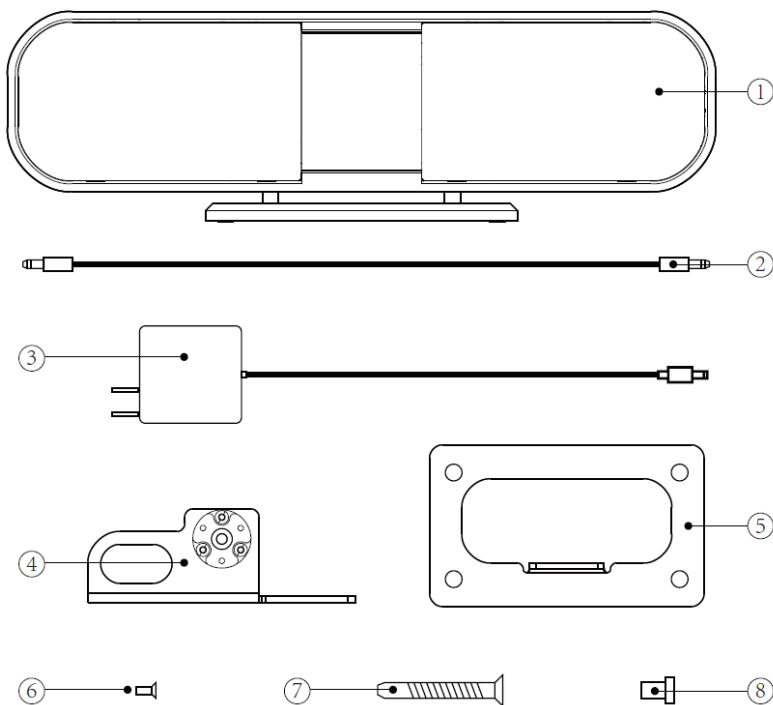
4.1 TYPE X 系列

产品型号	FSC3-X2
最大声压级	单声道：71±3dB@2m/1kHz *等效声压级：77±3dB@2m/1kHz
峰值声压级	82dB
指向性角度	<15° (-20dB)
输入灵敏度	0.5 Vrms
频率范围	500Hz-20kHz
额定功率	15W
输入接口	Φ3.5mm AUX/蓝牙/Type C
电源要求	输入：110-240Vac 50/60Hz 输出：24V DC/2A
工作温度	0°C-45°C
工作湿度	0-90%
尺寸	272×69×30mm（不含底座和壁挂支架）
重量	395g（含底座） 400g（含壁挂支架）
安装配件	壁挂支架
颜色	黑灰色
音频线	Φ3.5mm 音频线
指示灯	节奏指示灯*7 电源状态灯*1 蓝牙指示灯*1
线框图	

*等效声压级：指两个声道同时发声的等效声音大小；

第五章 设备使用

5.1 产品清单



①聚音宝音箱

② $\Phi 3.5\text{mm}$ 音频线

③电源适配器

④连接架 **A**

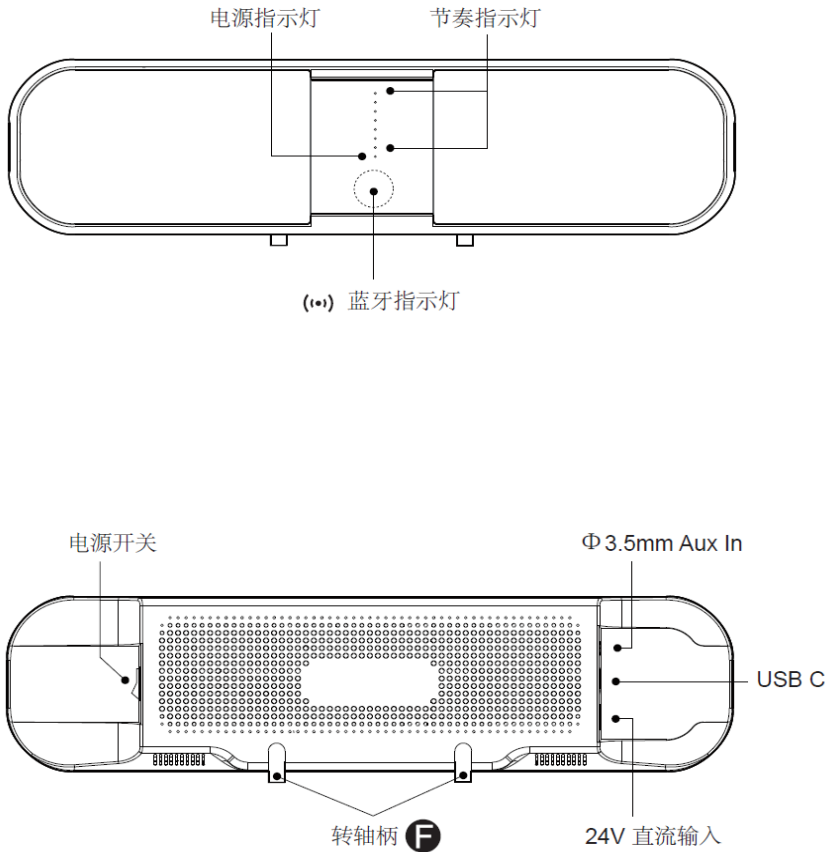
⑤墙固定架 **B**

⑥M2*4 沉头螺钉 **C***3

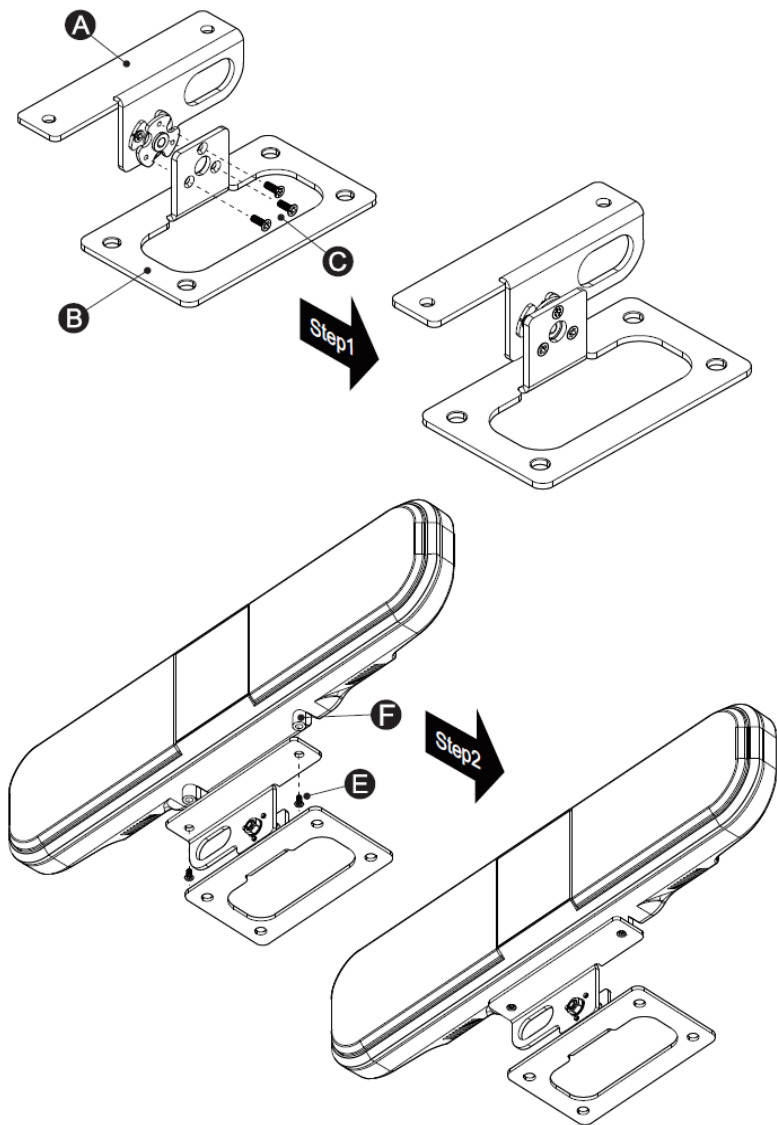
⑦M4*30 沉头螺钉 **D***4

⑧M4*6 平头螺钉 **E***2

5.2 产品示意

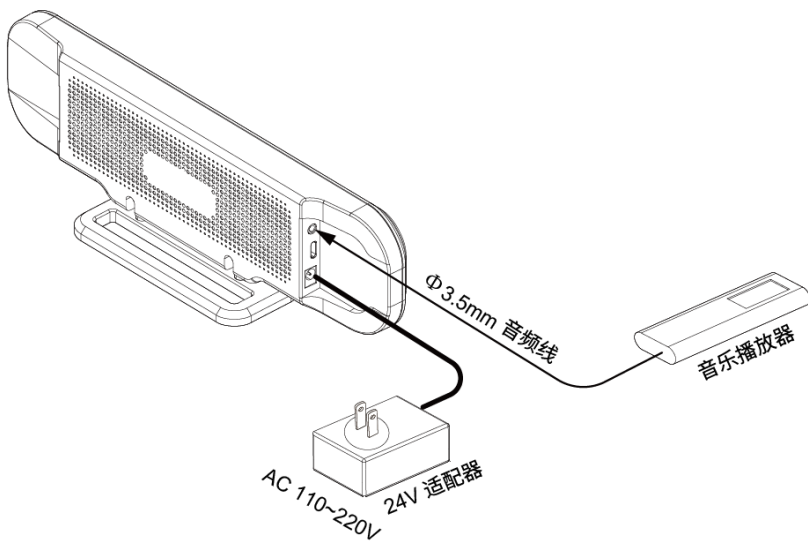


5.3 支架说明

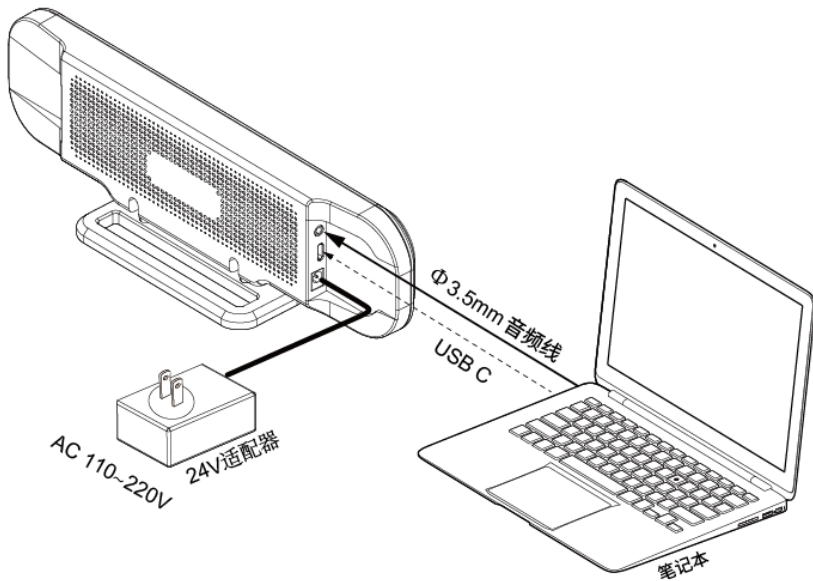


5.4 连接方式

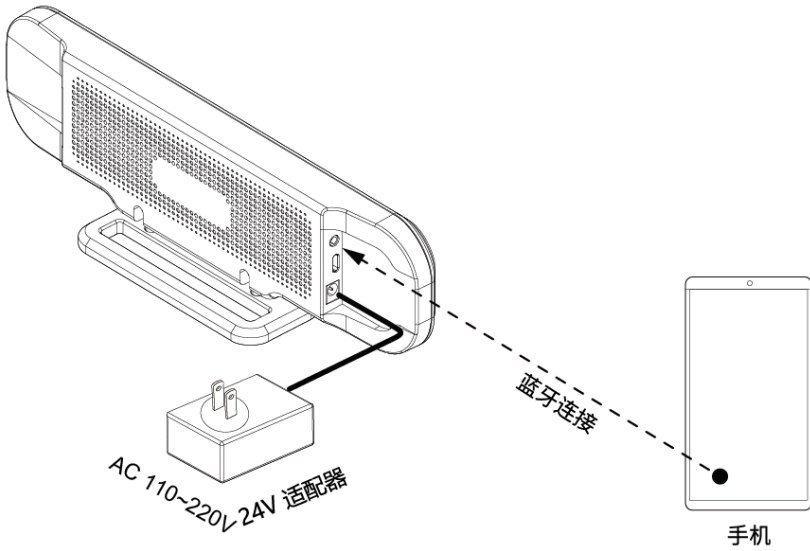
连接方式①：MP3 连接



连接方式②：笔记本连接



连接方式③：蓝牙连接

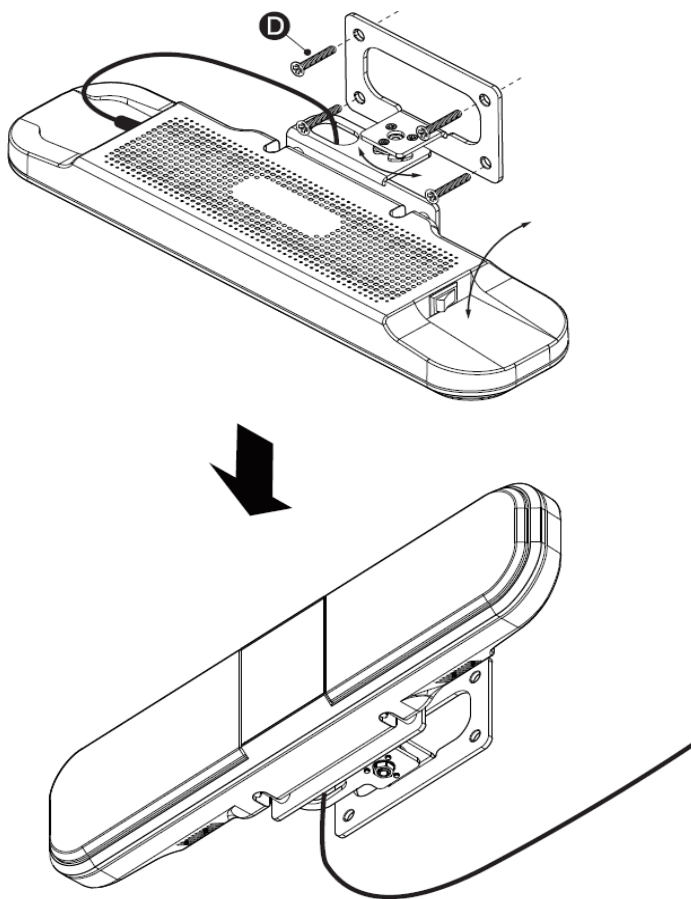


播放优先级

USB C 输入 > 3.5mm 音频输入 > 蓝牙输入

当优先级高的输入被占用时，其他音频输入将无法播放。

5.5 使用支架走线方式（推荐）



第六章 保修条例

尊敬的客户您好！

承蒙惠购本公司的产品，谨致谢意！

为了保护您的合法权益，免除您的后顾之忧，同时为改善对客户的服务，特制订本保修条例，请您认真阅读并提供宝贵的意见和建议。

一、本公司产品享有自出售之日起 12 个月的免费保修服务，如产品自出售之日起超过 12 个月的保修期限，本公司将视产品故障情况酌情收取零件成本费用。

二、送修产品需要妥善包装运送,运送过程中如有损坏或遗失，本公司恕不负责。

三、在免费保修期内发生下列事项者，本公司有权拒绝服务或酌情收取材料、服务费。

1. 用户使用不当造成产品故障或损坏；
2. 产品磨损件；
3. 电击或自行安装不当导致烧毁之事故；
4. 非维修服务者拆修造成损坏的。

四、获得保修服务，可通过我们的官网与我们客服取得联系，也可致电 4001-581-281，谢谢！

第七章 产品合格证书

产品型号： FSC3-X2

生产日期：

检验日期：

检验员：

本产品经检验符合标准，准许出厂！

QC PASS

第八章 联络信息

公司地址：江苏省苏州市高新区苏高新软件园科灵路 78 号

公司网站：www.audflyspeaker.com www.audfly.com

电话：(0086)0512-68071105

传真：(0086)0512-68071105-8015

邮箱：contact@audfly.com

全国统一服务热线：+86 400 1581 281



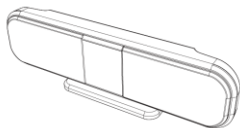
清听声学 · 声学创新应用解决方案领导者



Audfly

Directional Speaker

User Manual



TYPE X Series

Audfly Technology (Suzhou) Co., Ltd. · 2025

QT-PS-PD-021 (A/4)

Contents

1. Important Safety Instructions	1
2. Product and Model	3
3. Product Description.....	4
4. Product Model and Parameter Information.....	5
4.1 TYPE X Series	5
5. Use of Product.....	6
5.1 Product list.....	6
5.2 Product Overview	7
5.3 Bracket Description.....	8
5.4 Connection method	9
5.5 Using bracket wiring method (recommended).....	11
6 Warranty Policy.....	12
7. Certificate of Conformity	13
8. Contact Information.....	14

1. Important Safety Instructions

- Carefully read all documents before operating the product.
- Follow the instructions provided in this manual.
- Keep this manual in a safe place for future reference.
- Always disconnect the power supply before connecting the product.
- Use a power outlet that meets the product's power requirements.
- Use only the specified amplifier and power supply for this product.
- Unplug the product during inclement weather or if it will not be used for an extended period.
- Ensure the product's ventilation is unobstructed.
- Keep the product away from heat and moisture.
- Use this product indoors, and only at room temperature.
- Avoid stepping on or pinching the power cable, especially near the plug or connection points.
- Do not remove the protective cover to prevent the risk of electric shock.
- This product contains no user-serviceable parts.
- Do not operate the product if the front grille of the sounding panel is missing.
- Ensure the front grille is free of foreign objects.
- Do not spill water or any other liquids on the product.
- Installation must be performed by qualified professionals.
- This device complies with Part 15 of the FCC Rules. Operation is subject to the following two conditions:

(1) This device may not cause harmful interference, and (2) this device must accept any interference received, including interference that may cause undesired operation.

NOTE 1: This equipment has been tested and found to comply with the limits for a Class B digital device, pursuant to part 15 of the FCC Rules. These limits are designed to provide reasonable protection against harmful interference in a residential installation. This equipment generates, uses and can radiate radio frequency energy and, if not installed and used in accordance with the instructions, may cause harmful

interference to radio communications. However, there is no guarantee that interference will not occur in a particular installation. If this equipment does cause harmful interference to radio or television reception, which can be determined by turning the equipment off and on, the user is encouraged to try to correct the interference by one or more of the following measures:

Reorient or relocate the receiving antenna.

Increase the separation between the equipment and receiver.

Connect the equipment into an outlet on a circuit different from that to which the receiver is connected.

Consult the dealer or an experienced radio/TV technician for help.

NOTE 2: Any changes or modifications to this unit not expressly approved by the party responsible for compliance could void the user's authority to operate the equipment.

RF Exposure Statement

To maintain compliance with FCC'S RF Exposure guidelines, This equipment should be installed and operated with minimum 20cm between the radiator and your body. This device and its antenna(s) must not be co-located or operation in conjunction with any other antenna or transmitter.

Note: Do not disassemble the product without prior authorization from the manufacturer or a qualified inspector.

2. Product and Model

- **TYPE X series**

FSC3-X2

3. Product Description

Audfly Directional Speaker is an innovative directional audio system. It provides a comprehensive sound focusing solutions for a wide variety of indoor and outdoor applications, including museums, digital signs, retail stores, trade shows ,banks etc. With the Audfly Directional Speaker, you will Target Sound Exactly Where You Need It.

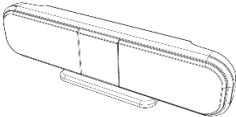
Model X2 is the latest update version of Audfly directional speaker series. With built-in amplifier and latest audio algorithm, X2 is both elegant in appearance, and great performance in design and audio quality. X2 is designed to have two audio channels, ensuring a stereo effect. The sound of X2 is with high sound clarity and intelligibility, makes it beneficial for people with hard-of-hearing problems and enhance their listening experience.

Features:

- Built-in amplifier;
- Dual audio channels stereo effect;
- Elegant, sleek and sophisticated design and good looking;
- Diversified interface connection: 3.5mm AUX/Bluetooth/Type-c;
- Power Signal/Bluetooth/ Rhythm LEDs, enhance man-machine experience;
- Rotating base/Wall-mounted bracket, supporting different application and multi-angle adjustment;

4. Product Model and Parameter Information

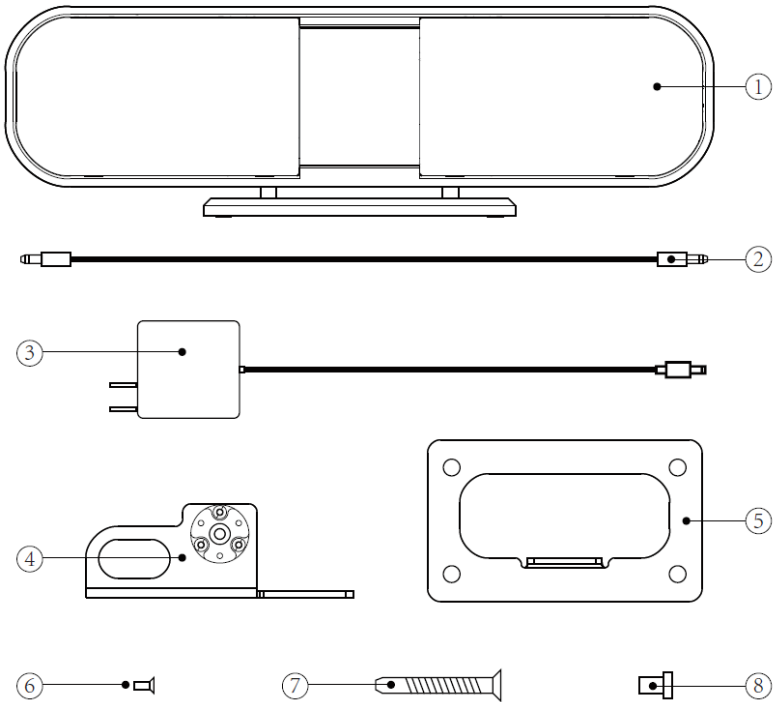
4.1 TYPE X Series

Product model	FSC3-X2
Maximum SPL	Mono: $71 \pm 3\text{dB}@2\text{m}/1\text{kHz}$ *Equivalent SPL: $77 \pm 3\text{dB}@2\text{m}/1\text{kHz}$
Peak SPL	82dB
Directivity	$<15^\circ$ (-20dB)
Input sensitivity	0.5 Vrms
Frequency Range	500Hz-20kHz
Power Rating	15W
Audio Inputs	$\Phi 3.5\text{mm}$ AUX/Bluetooth/Type C
Adapter	Input: 110-240Vac 50/60Hz Output: 24V DC/2A
Temperature Range	0-45°C
Operation Humidity	0-90%
Size	272×69×30mm (exclude table stand and wall mounted bracket)
Weight	395g (include table stand) 400g (include wall mounted bracket)
Accessories	Wall Bracket
Color	Black&Gray
Audio cable	$\Phi 3.5\text{mm}$ AUX cable
Indicator	Rhythm LEDS * 7 Power Indicator * 1 Bluetooth Indicator * 1
Wire-frame	

***Equivalent SPL:** It refers to the equivalent sound size of two channels simultaneously producing sound.

5. Use of Product

5.1 Product list



① Directional speaker

② $\Phi 3.5\text{mm}$ Audio Cable

③ Power Adapter

④ Connector **A**

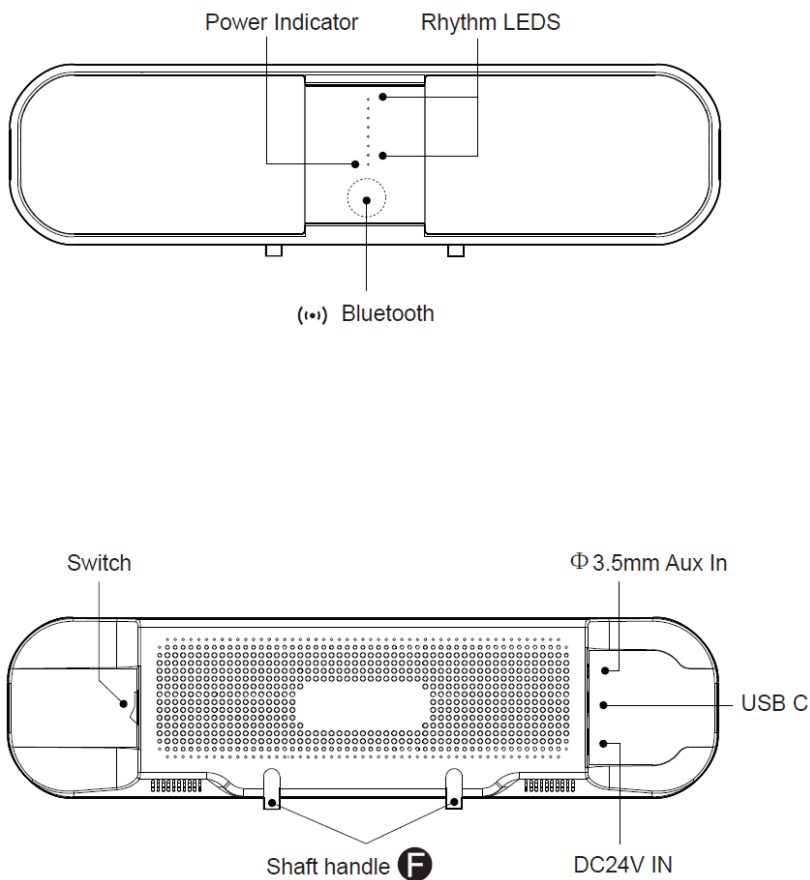
⑤ Wall Bracket **B**

⑥ M2*4 Countersunk screw **C***3

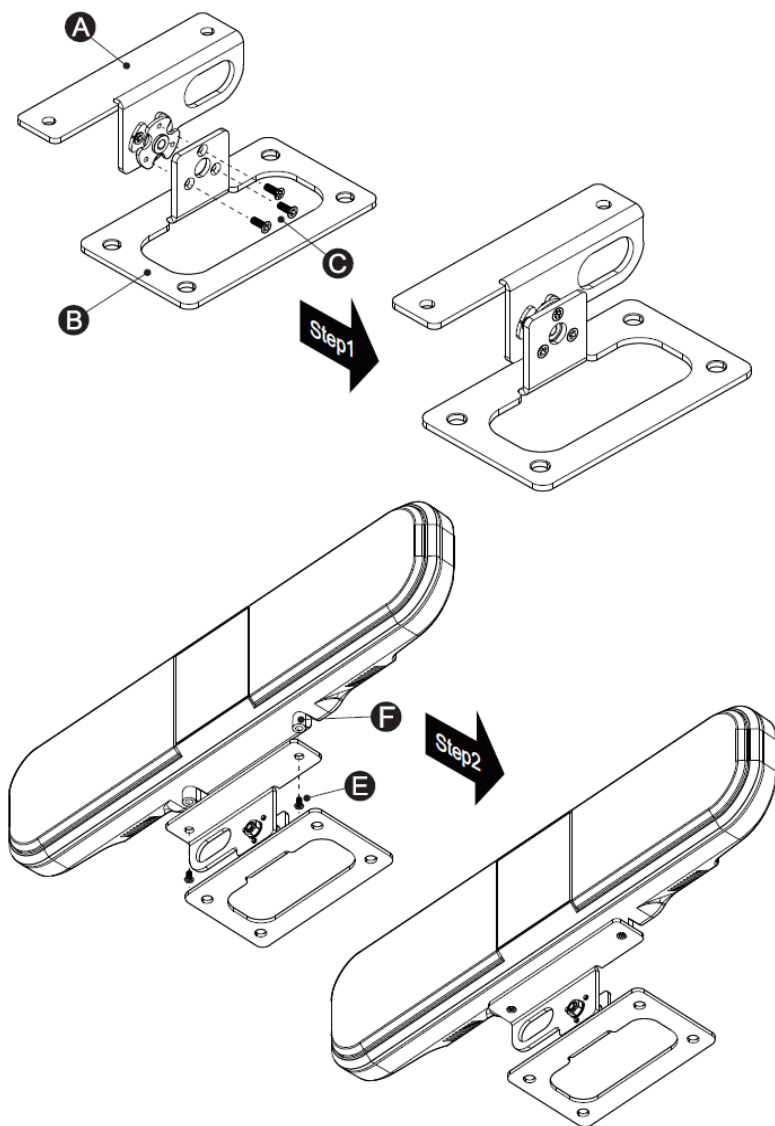
⑦ M4*30 Countersunk Screw **D***4

⑧ M4*6 Flat Head Screw **E***2

5.2 Product Overview

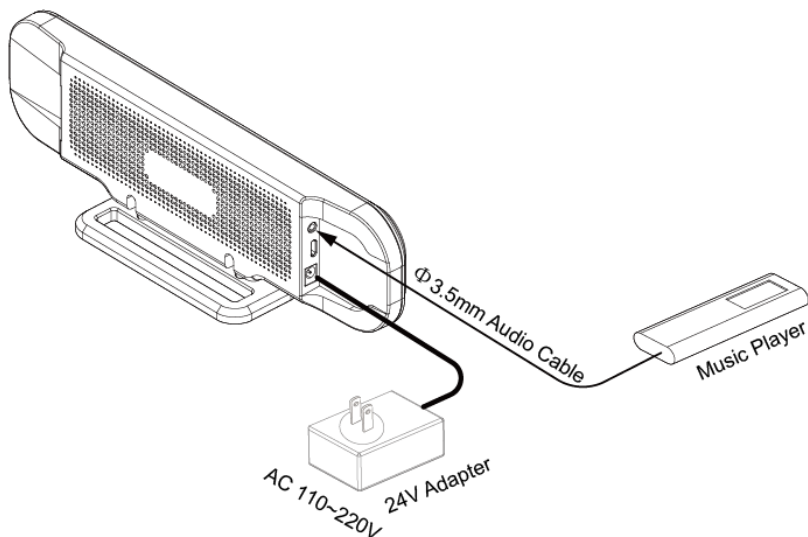


5.3 Bracket Description

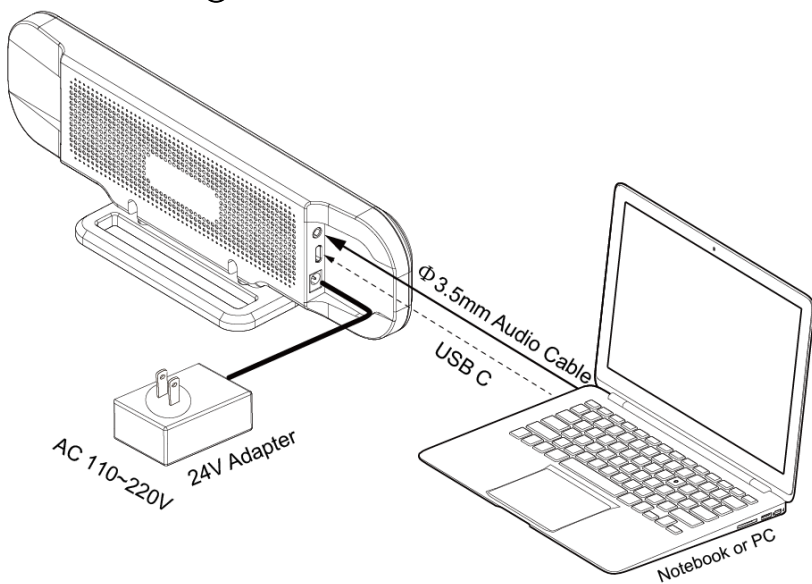


5.4 Connection method

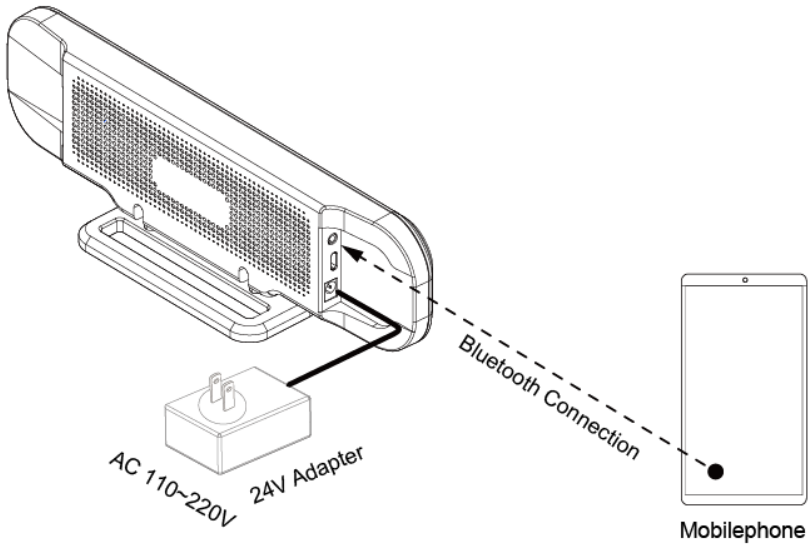
Connection method①: MP3 connection



Connection method②: PC connection



Connection method③: Bluetooth connection

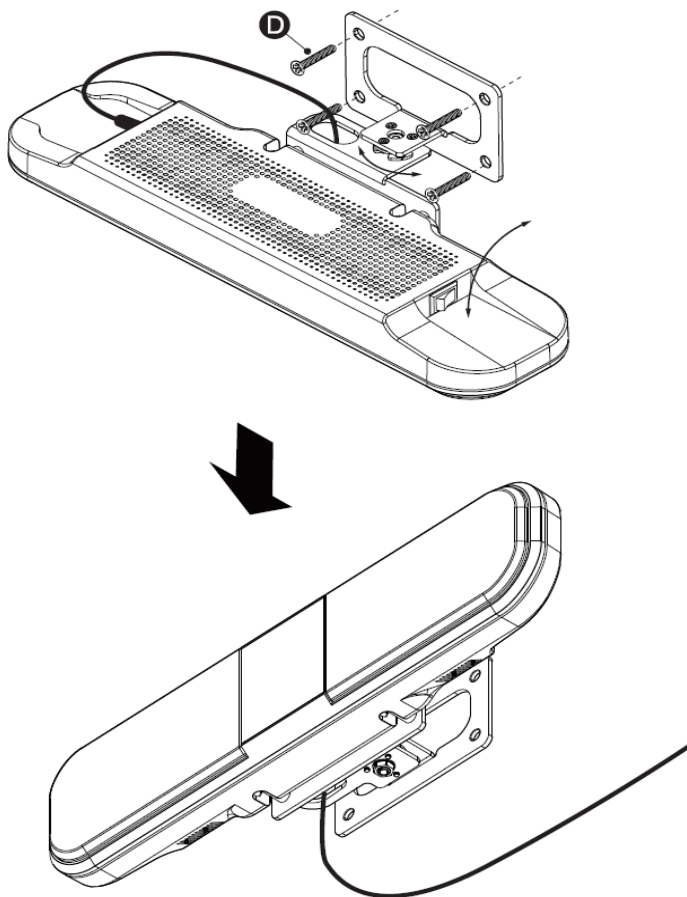


Play priority:

USB C Input > 3.5mm Audio input > Bluetooth Input

When high priority inputs are occupied, other audio inputs will not be able to play.

5.5 Using bracket wiring method (recommended)



6 Warranty Policy

Dear Customer,

Thank you for purchasing our products! We are committed to providing high-quality products and exceptional after-sales service. To protect your rights and offer peace of mind, we have outlined our warranty policy below. Please read it carefully and feel free to share any feedback or suggestions you may have.

6.1. Warranty Period and Coverage

Our products come with a **12-month warranty** starting from the date of purchase. This warranty covers any manufacturing defects or malfunctions. If the product is returned after the 12-month warranty period, we will assess the condition of the product and may charge for any repairs based on the specific issue.

6.2. Shipping and Packaging for Repairs

If your product requires repair, please ensure that it is securely packaged for transport. Our company is not responsible for any damage or loss incurred during shipping.

6.3. Warranty Exclusions

We reserve the right to refuse warranty service or charge for materials and labor under the following circumstances during the warranty period:

- Improper use or handling by the customer, leading to product malfunction or damage.
- Natural wear and tear of the product's components.
- Accidental damage resulting from electric shock, improper installation, or misuse.
- Damage caused by unauthorized repairs or tampering by non-authorized personnel.

6.4. How to Request Warranty Service

To initiate a warranty claim, please contact our customer service team through our official website or call **4001-581-281**. We are here to assist you!

7. Certificate of Conformity

Product model: FSC3-X2

Product date:

Inspection date :

Inspector:

This product has been inspected and meets the standards, and is allowed to leave the factory!

QC PASS

8. Contact Information

Address: No.78, Keling Road, Suzhou Hi-Tech Zone, Suzhou, Jiangsu, China

Website: www.audflyspeaker.com

Tel: (0086)0512-68071105

Fax: (0086)0512-68071105-8015

Email: contact@audfly.com

Nationwide service hotline: +86 400 1581 281



Global leader in audio innovation and expert in directed audio.