



FCC PART 15C Test Setup Photo

Description: Front View of Conducted Emission Test Setup for Power Port




Description: Back View of Conducted Emission Test Setup for Power Port




Test Mode 1

Description: Radiated Spurious Emission Test Setup for 30MHz ~ 1GHz




Test Mode 1

Description: Radiated Spurious Emission Test Setup for 1GHz ~ 18GHz




Test Mode 1

Description: Radiated Spurious Emission Test Setup for 18GHz ~ 40GHz




Test Mode 1

Description: Radiated Spurious Emission Test Setup for 40GHz ~ 50GHz




Test Mode 1

Description: Radiated Spurious Emission Test Setup for 50GHz ~ 75GHz




Test Mode 1

Description: Radiated Spurious Emission Test Setup for 75GHz ~ 110GHz



Test Mode 1

Description: Radiated Spurious Emission Test Setup for 110GHz ~ 140GHz



Test Mode 1

Description: Radiated Spurious Emission Test Setup for 140GHz ~ 200GHz

