

CHECK US OUT ON SOCIAL MEDIA



WARRANTY INFO

GO TO  
[WWW.GOAXIL.COM/WARRANTY](http://WWW.GOAXIL.COM/WARRANTY)  
TO ACTIVATE YOUR WARRANTY



#### FCC STATEMENT

1. This device complies with Part 15 of the FCC Rules. Operation is subject to the following two conditions:

(1) This device may not cause harmful interference.  
(2) This device must accept any interference received, including interference that may cause undesired operation.

2. Changes or modifications not expressly approved by the party responsible for compliance could void the user's authority to operate the equipment.

NOTE: This equipment has been tested and found to comply with the limits for a Class B digital device, pursuant to Part 15 of the FCC Rules. These limits are designed to provide reasonable protection against harmful interference in a residential installation.

This equipment generates uses and can radiate radio frequency energy and, if not installed and used in accordance with the instructions, may cause harmful interference to radio communications.

However, there is no guarantee that interference will not occur in a particular installation. If this equipment does cause harmful interference to radio or television reception, which can be determined by turning the equipment off and on, the user is encouraged to try to correct the interference by one or more of the following measures:

- Reorient or relocate the receiving antenna.
- Increase the separation between the equipment and receiver.
- Connect the equipment into an outlet on a circuit different from that to which the receiver is connected.
- Consult the dealer or an experienced radio/TV technician for help.

#### RF warning statement:

The device has been evaluated to meet general RF exposure requirement. The device can be used in portable exposure condition without restriction.

#### IC WARNING

This device contains licence-exempt transmitter(s)/ receiver(s) that comply with Innovation, Science and Economic Development Canada's licence-exempt RSS(s). Operation is subject to the following two conditions:

- (1) This device may not cause interference.
- (2) This device must accept any interference, including interference that may cause undesired operation of the device.

Cet appareil contient des émetteurs / récepteurs exemptés de licence conformes aux RSS (RSS) d'Innovation, Sciences et Développement économique Canada. Le fonctionnement est soumis aux deux conditions suivantes :

- (1) Cet appareil ne doit pas causer d'interférences.
- (2) Cet appareil doit accepter toutes les interférences, y compris celles susceptibles de provoquer un fonctionnement indésirable de l'appareil

MODEL : GS-X, GS-XSIG, GSAIO-B, GS-CCA

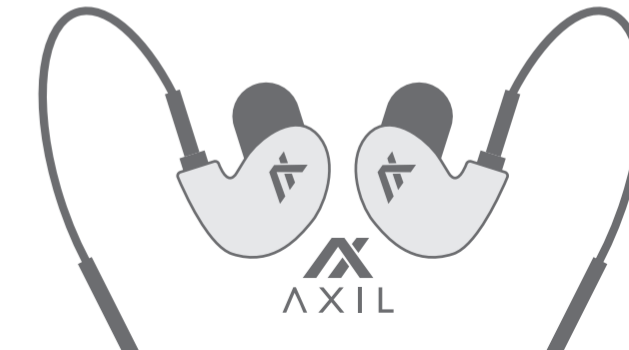
FCC ID: 2A5PM-GSX

IC: 28343-GSX BLUETOOTH DID: D054646

# GS EXTREME 2.0

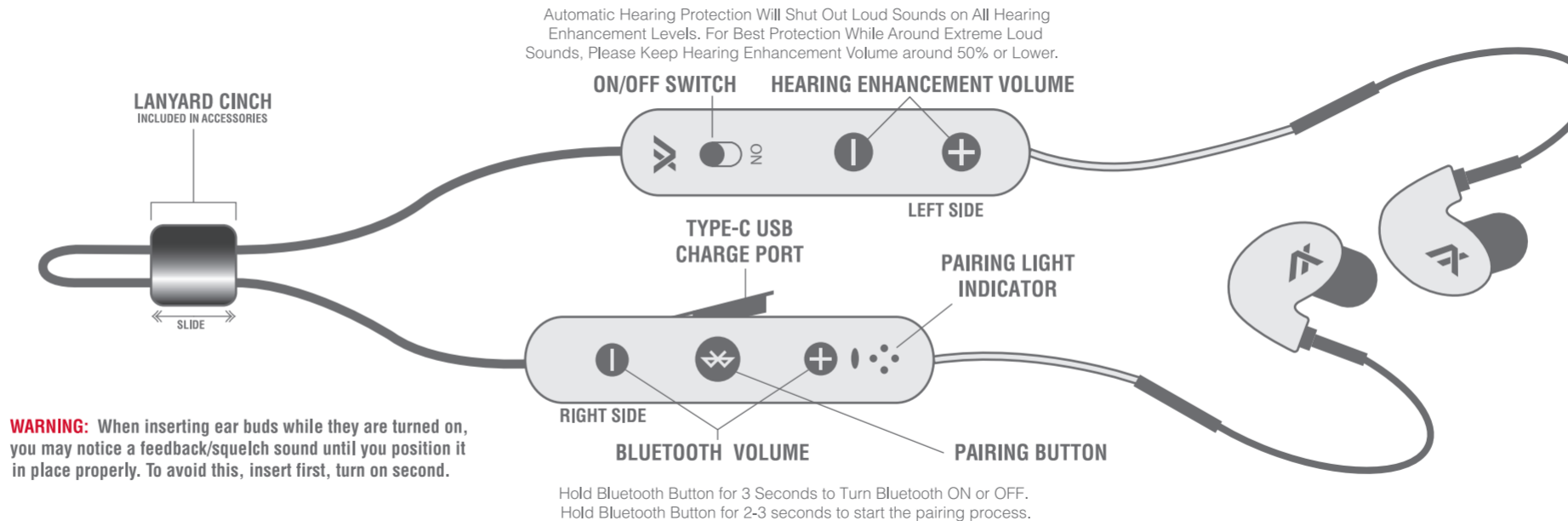
**READ ME BEFORE USE**

## QUICK START



## INSTRUCTIONS

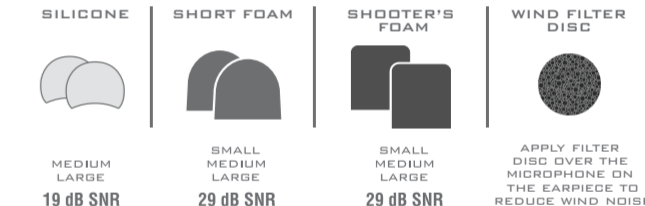
- 1 Choose the best fitting ear tips for maximum Protection
- 2 Switch to ON to run hearing protection mode, pair phone for music and calls
- 3 Press & hold the pairing button until light flashes red/blue
- 4 Connect to AXIL in your bluetooth settings
- 5 Operate controls independantly or at the same time
- 6 Hold down the main BT button to turn on and off.
- 7 Plus button on Bluetooth: one press increases volume; long press skips song
- 8 Minus button on Bluetooth: one press decreases volume; long press skips song
- 9 Bluetooth button: one press pauses music and answers phone calls; two presses calls back the person who you last called; three presses hang up phone call; long press activates Siri for iPhone.
- 10 Light is red when charging and turns blue when done.



## ACCESSORIES IN THE BOX



### EAR TIPS



Shooter's foam tips are the only tips to wear when shooting firearms or around other extreme loud sounds.

### HEAD ADJUSTMENT

