



FCC Test Report

APPLICANT : Qingdao Chuangjian Weilai Technology Co., Ltd
EQUIPMENT : VR Motion Controller
BRAND NAME : PICO
MODEL NAME : C1C10
FCC ID : 2A5NV-C1C10L
STANDARD : 47 CFR Part 15 Subpart B
CLASSIFICATION : Certification
TEST DATE(S) : Oct. 10, 2023

We, Sporton International Inc. (Kunshan), would like to declare that the tested sample has been evaluated in accordance with the test procedures given in ANSI C63.4-2014 and has been in compliance with the applicable technical standards.

The test results in this report apply exclusively to the tested model / sample. Without written approval of Sporton International Inc. (Kunshan), the test report shall not be reproduced except in full.

Jason Jia

Approved by: Jason Jia



Sporton International Inc. (Kunshan)

**No. 1098, Pengxi North Road, Kunshan Economic Development Zone Jiangsu Province 215300
People's Republic of China**



TABLE OF CONTENTS

REVISION HISTORY.....	3
SUMMARY OF TEST RESULT	4
1. GENERAL DESCRIPTION	5
1.1. Applicant.....	5
1.2. Manufacturer	5
1.3. Product Feature of Equipment Under Test	5
1.4. Product Specification of Equipment Under Test	6
1.5. Modification of EUT	6
1.6. Test Location.....	6
1.7. Test Software	6
1.8. Applicable Standards	6
2. TEST CONFIGURATION OF EQUIPMENT UNDER TEST	7
2.1. Test Mode	7
2.2. Connection Diagram of Test System	7
2.3. Support Unit used in test configuration and system.....	8
2.4. EUT Operation Test Setup	8
3. TEST RESULT	9
3.1. Test of Radiated Emission Measurement	9
4. LIST OF MEASURING EQUIPMENT	13
5. MEASUREMENT UNCERTAINTY	14
APPENDIX A. SETUP PHOTOGRAPHS	



REVISION HISTORY

REPORT NO.	VERSION	DESCRIPTION	ISSUED DATE
FC392708	Rev. 01	Initial issue of report	Nov. 01, 2023

SUMMARY OF TEST RESULT

Report Section	FCC Rule	Description	Limit	Result	Remark
-	15.107	AC Conducted Emission	< 15.107 limits	Not Applicable	-
3.1	15.109	Radiated Emission	< 15.109 limits	PASS	Under limit 9.05 dB at 480.08 MHz

Note: Not Applicable means after assessing, test items are not necessary to carry out.

Conformity Assessment Condition:

The test results (PASS/FAIL) with all measurement uncertainty excluded are presented against the regulation limits or in accordance with the requirements stipulated by the applicant/manufacture who shall bear all the risks of non-compliance that may potentially occur if measurement uncertainty is taken into account. Please refer to each test results in the section "Measurement Uncertainty".

Disclaimer:

The product specifications of the EUT presented in the test report that may affect the test assessments are declared by the manufacturer who shall take full responsibility for the authenticity.

1. General Description

1.1. Applicant

Qingdao Chuangjian Weilai Technology Co., Ltd

3rd Floor, Building 4, 393 Songling Road, Laoshan District, Qingdao City, Shandong Province, China

1.2. Manufacturer

Qingdao Chuangjian Weilai Technology Co., Ltd

3rd Floor, Building 4, 393 Songling Road, Laoshan District, Qingdao City, Shandong Province, China

1.3. Product Feature of Equipment Under Test

Product Feature	
Equipment	VR Motion Controller
Brand Name	PICO
Model Name	C1C10
FCC ID	2A5NV-C1C10L
EUT supports Radios application	nRF
SN	Radiation: PA8S10DGH9200077A
HW Version	DVT1
SW Version	PR00xx
EUT Stage	Identical Prototype

Remark: The above EUT's information was declared by manufacturer. Please refer to the specifications or user's manual for more detailed description.

1.4. Product Specification of Equipment Under Test

Standards-related Product Specification	
Tx Frequency	nRF: 2400 MHz ~ 2483.5 MHz
Rx Frequency	nRF: 2400 MHz ~ 2483.5 MHz
Antenna Type	nRF : FPC Antenna
Type of Modulation	nRF: GFSK

1.5. Modification of EUT

No modifications are made to the EUT during all test items.

1.6. Test Location

Sporton International Inc. (Kunshan) is accredited to ISO/IEC 17025:2017 by American Association for Laboratory Accreditation with Certificate Number 5145.02.

Test Firm	Sporton International Inc. (Kunshan)		
Test Site Location	No. 1098, Pengxi North Road, Kunshan Economic Development Zone Jiangsu Province 215300 People's Republic of China TEL : +86-512-57900158		
Test Site No.	Sporton Site No.	FCC Designation No.	FCC Test Firm Registration No.
	03CH02-KS	CN1257	314309

1.7. Test Software

Item	Site	Manufacturer	Name	Version
1.	03CH02-KS	AUDIX	E3	6.2009-8-24a1

1.8. Applicable Standards

According to the specifications of the manufacturer, the EUT must comply with the requirements of the following standards:

- ♦ 47 CFR Part 15 Subpart B
- ♦ ANSI C63.4-2014

Remark: All test items were verified and recorded according to the standards and without any deviation during the test.

2. Test Configuration of Equipment Under Test

2.1. Test Mode

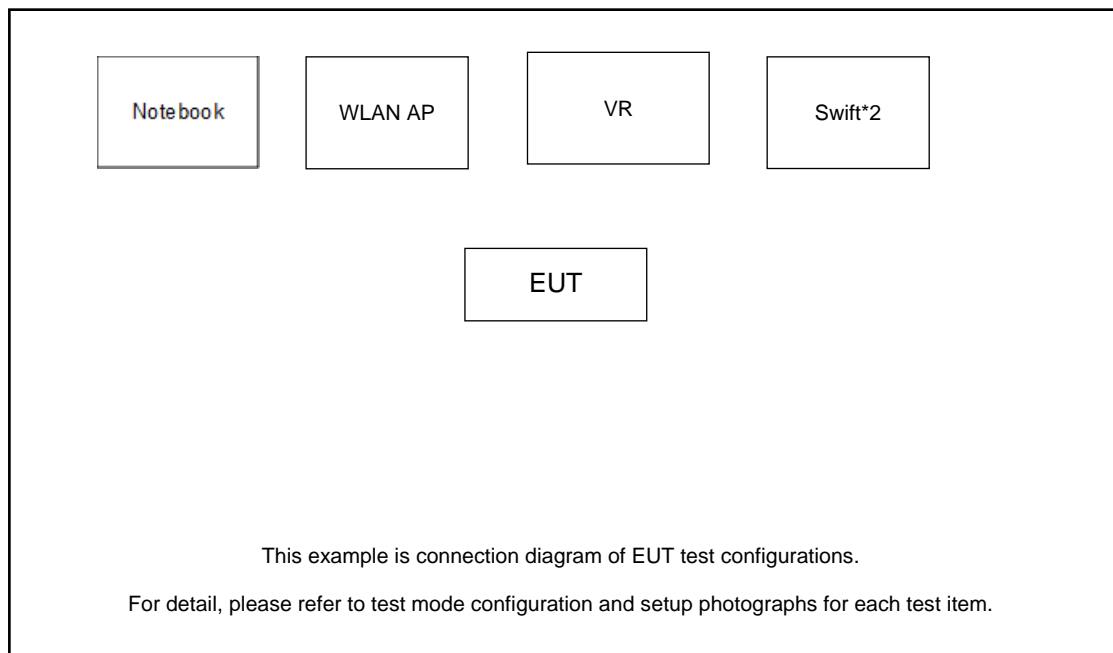
The EUT has been associated with peripherals pursuant to ANSI C63.4-2014 and configuration operated in a manner tended to maximize its emission characteristics in a typical application.

Frequency range investigated: radiation emission (30MHz to the 5th harmonic of the highest frequency or to 40 GHz, whichever is lower).

Test Items	Function Type
Radiated Emissions	Mode 1 : Swift*2 nRF Link With VR + VR WIFI Link With AP + Hawk-C(Left+Right) nRF Link With VR + With Product base

Note: EUT could not be directly connected to AC charger.

2.2. Connection Diagram of Test System



The EUT has been associated with peripherals pursuant to ANSI C63.4-2014 and configuration operated in a manner tended to maximize its emission characteristics in a typical application

2.3. Support Unit used in test configuration and system

Item	Equipment	Trade Name	Model Name	FCC ID	Data Cable	Power Cord
1.	WLAN AP	TP-Link	TL-WDR5600	N/A	N/A	N/A
2.	VR	PICO	A8110	2A5NV-A8110	NA	NA
3.	Notebook	Lenovo	G480	QDS-BRCM1050I	N/A	shielded cable DC O/P 1.8m , Unshielded AC I/P cable 1.8m
4.	Swift	PICO	C2310	2A5NV-C2310	NA	NA

2.4. EUT Operation Test Setup

The EUT connects VR via nRF radio function during testing.

3. Test Result

3.1. Test of Radiated Emission Measurement

3.1.1. Limit of Radiated Emission

The emissions from an unintentional radiator shall not exceed the field strength levels specified in the following table:

<Class B Limit>

Frequency (MHz)	Field Strength (microvolts/meter)	Measurement Distance (meters)
30 – 88	100	3
88 – 216	150	3
216 - 960	200	3
Above 960	500	3

3.1.2. Measuring Instruments

The measuring equipment is listed in the section 4 of this test report.

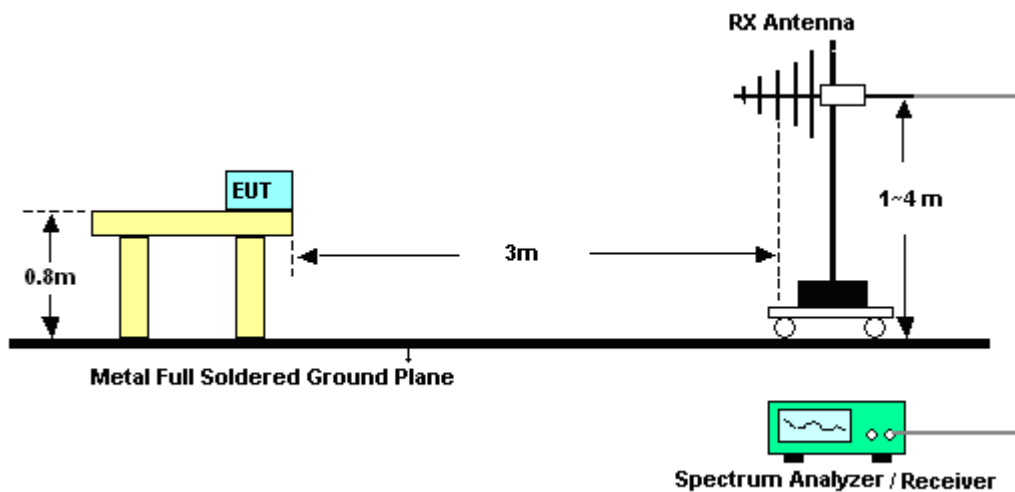
3.1.3. Test Procedures

1. The EUT was placed on a turntable with 0.8 meter above ground.
2. The EUT was set 3 meters from the interference receiving antenna, which was mounted on the top of a variable height antenna tower.
3. The table was rotated 360 degrees to determine the position of the highest radiation.
4. The antenna is a Bi-Log antenna and its height is adjusted between one to four meters above ground to find the maximum value of the field strength for both horizontal polarization and vertical polarization of the antenna.
5. For each suspected emission, the EUT was arranged to its worst case and then tune the antenna tower (from 1 m to 4 m) and turntable (from 0 degree to 360 degrees) to find the maximum reading.
6. Set the test-receiver system to Peak Detect Function and specified bandwidth with Maximum Hold Mode (RBW=120kHz/VBW=300kHz for frequency below 1GHz; RBW=1MHz VBW=3MHz (Peak), RBW=1MHz/VBW=10Hz (Average) for frequency above 1GHz).
7. If the emission level of the EUT in peak mode was 3 dB lower than the limit specified, peak values of EUT will be reported. Otherwise, the emission will be repeated by using the quasi-peak method and reported.

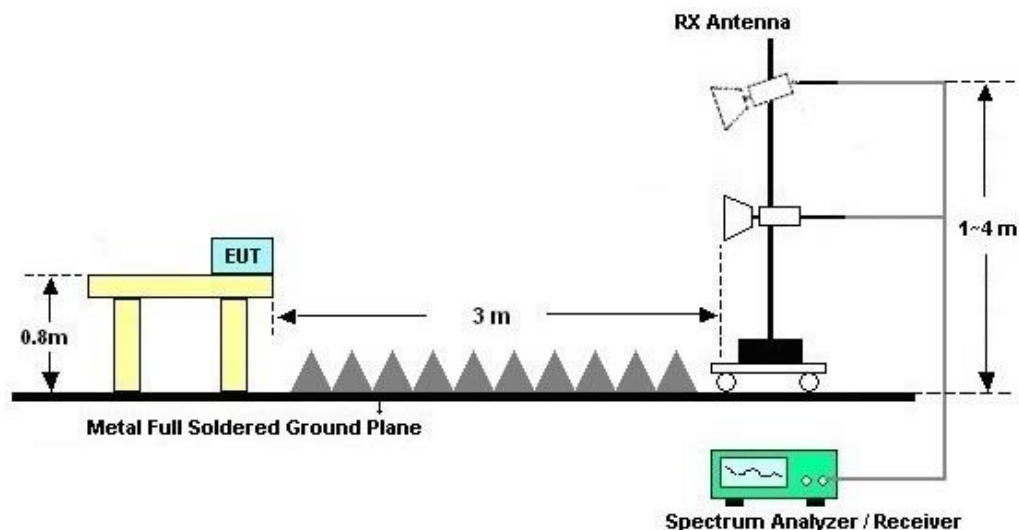
8. Emission level (dB μ V/m) = 20 log Emission level (μ V/m)
9. Corrected Reading: Antenna Factor + Cable Loss + Read Level - Preamp Factor = Level
10. Exploratory radiated emissions testing of handheld and/or body-worn devices shall include rotation of the EUT through three orthogonal axes (X/Y/Z Plane) to determine the orientation (attitude) that maximizes the emissions.

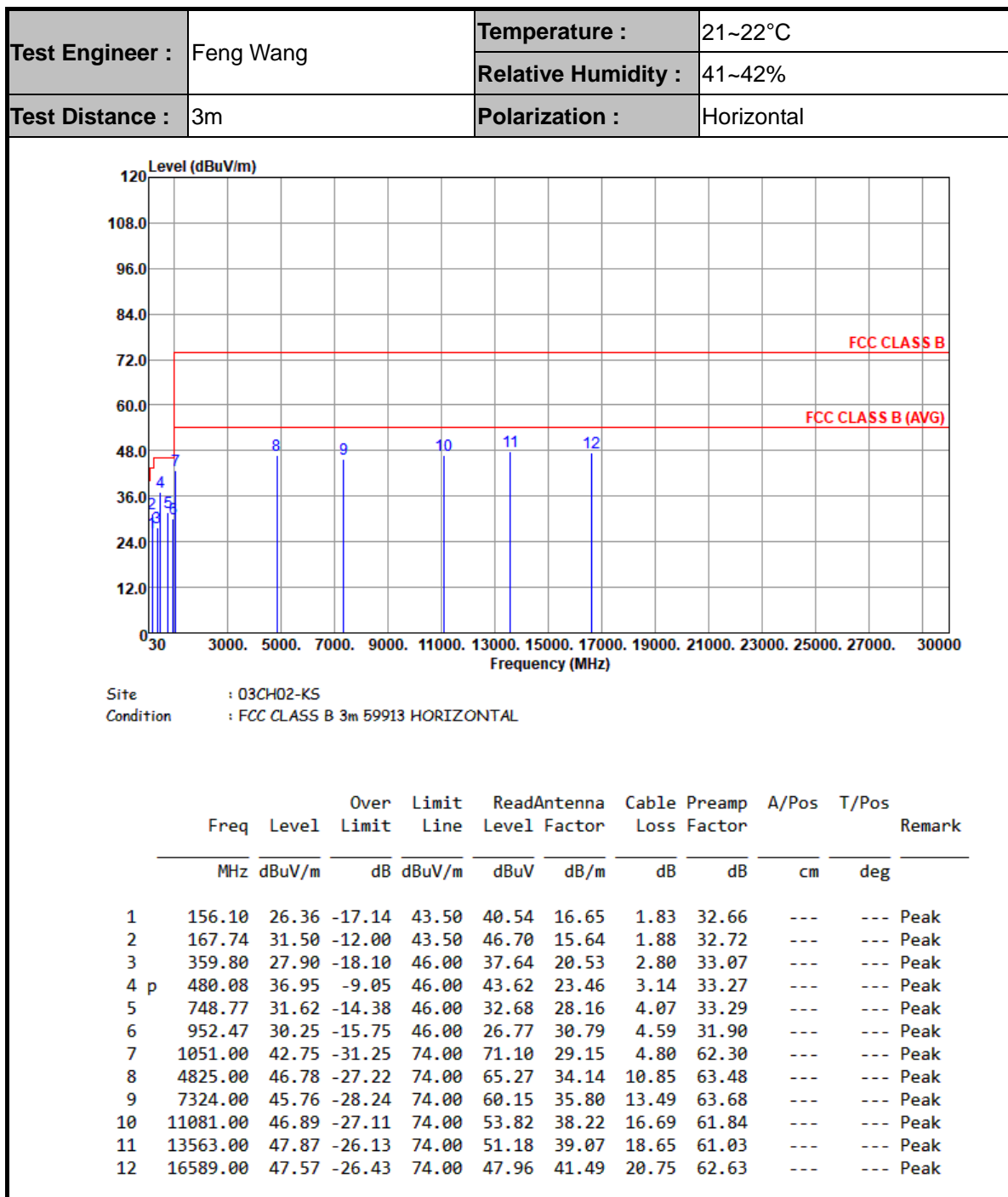
3.1.4. Test Setup of Radiated Emission

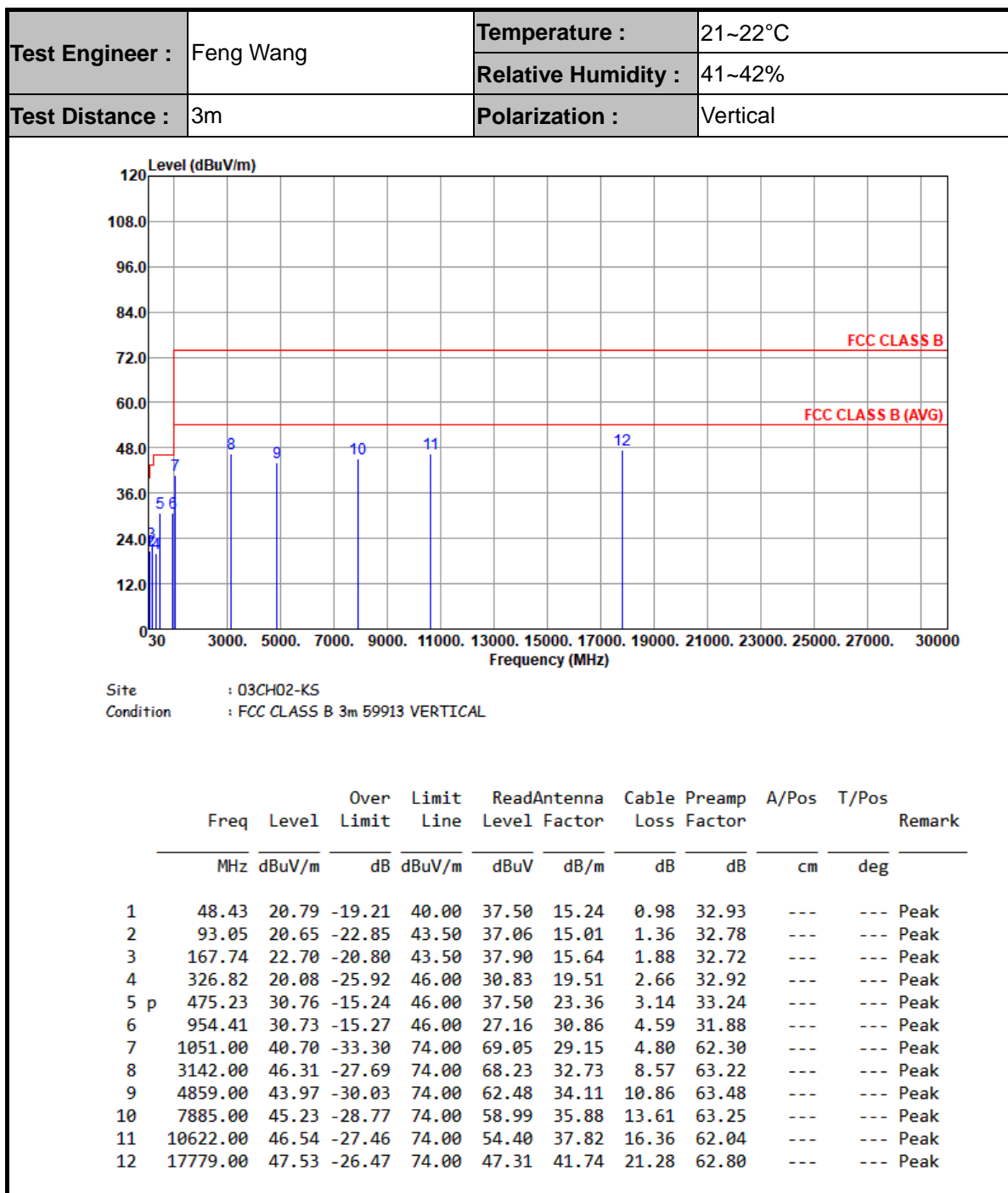
For radiated emissions from 30MHz to 1GHz



For radiated emissions above 1GHz



3.1.5. Test Result of Radiated Emission




Note:

- Level(dBμV/m) = Read Level(dBμV) + Antenna Factor(dB/m) + Cable Loss(dB) - Preamp Factor(dB)
- Over Limit(dB) = Level(dBμV/m) – Limit Line(dBμV/m)



4. List of Measuring Equipment

Instrument	Manufacturer	Model No.	Serial No.	Characteristics	Calibration Date	Test Date	Due Date	Remark
EMI Test Receiver	R&S	ESR7	101403	9kHz~7GHz;Max 30dBm	Oct. 10, 2023	Oct. 10, 2023	Oct. 09, 2024	Radiation (03CH02-KS)
EXA Spectrum Analyzer	Keysight	N9010A	MY55370528	10Hz-44G,MAX 30dB	Oct. 10, 2023	Oct. 10, 2023	Oct. 09, 2024	Radiation (03CH02-KS)
Bilog Antenna	TeseQ	CBL6111D	44483	30MHz-1GHz	Dec. 23, 2022	Oct. 10, 2023	Dec. 22, 2023	Radiation (03CH02-KS)
Double Ridge Horn Antenna	ETS-Lindgren	3117	75957	1GHz~18GHz	Nov. 15, 2022	Oct. 10, 2023	Nov. 14, 2023	Radiation (03CH02-KS)
SHF-EHF Horn	Com-power	AH-840	101070	18GHz~40GHz	Jan. 08, 2023	Oct. 10, 2023	Jan. 07, 2024	Radiation (03CH02-KS)
Amplifier	EM	EM18G40GGA	060852	18~40GHz	Jan. 05, 2023	Oct. 10, 2023	Jan. 04, 2024	Radiation (03CH02-KS)
Amplifier	SONOMA	310N	380826	9KHz-1GHz	Jul. 06, 2023	Oct. 10, 2023	Jul. 05, 2024	Radiation (03CH02-KS)
Amplifier	EM	EM01G18G	060806	1GHz~18GHz	Oct. 10, 2023	Oct. 10, 2023	Oct. 09, 2024	Radiation (03CH02-KS)
AC Power Source	Chroma	61601	616010002473	N/A	NCR	Oct. 10, 2023	NCR	Radiation (03CH02-KS)
Turn Table	MF	MF7802	N/A	0~360 degree	NCR	Oct. 10, 2023	NCR	Radiation (03CH02-KS)
Antenna Mast	MF	MF7802	N/A	1 m~4 m	NCR	Oct. 10, 2023	NCR	Radiation (03CH02-KS)

NCR: No Calibration Required

5. Measurement Uncertainty

Uncertainty of Radiated Emission Measurement (30 MHz ~ 1000 MHz)

Measuring Uncertainty for a Level of Confidence of 95% ($U = 2Uc(y)$)	6.04dB
--	--------

Uncertainty of Radiated Emission Measurement (1000 MHz ~ 18000 MHz)

Measuring Uncertainty for a Level of Confidence of 95% ($U = 2Uc(y)$)	5.16dB
--	--------

Uncertainty of Radiated Emission Measurement (18000 MHz ~ 40000 MHz)

Measuring Uncertainty for a Level of Confidence of 95% ($U = 2Uc(y)$)	4.96dB
--	--------