

技术参数 Specifications

LED数量 No. of LED	1pcs
功率 Power	80W
色温 Color Temperature	2500K-9999K
	2500K: 6760(0.5M) / 1600(1M) / 424(2M) 5600K: 9920(0.5M) / 2340(1M) / 620(2M)
流明 LUX (LUX)	装标准罩 Standard Reflector 2500K: 104000(0.5M) / 13300(1M) / 2380(2M) 5600K: 146000(0.5M) / 19300(1M) / 3450(2M)
电压 Voltage	16.8V 8A AC Adaptor
噪音 Noise Level (dB)	34.5dB(0.2M) / 32.8dB(0.5M)
尺寸 Dimesion(LxWxH)	205x155x89 mm
照射角度 Beam Angle	∠ 66° / ∠ 29° (加标准罩 Standard Reflector)
净重 Net Weight	1.46 kg

包装清单 Packing list

TANK-80 x1	标准罩 Standard Reflector x1
转接盘 Adaptor Ring x1	收纳包 Carry Bag x1
电源适配器 Power Adapter x1	

使用注意事项 Attention

1. 请勿带电插拔：（不使用时应断开电源，即插入或拔出连接时应先 把电源开关关掉）

2. 非专业人士，请勿随便拆卸，否则后果自负。

3. 使用环境应保持干燥、通风注意防潮防水。

4. 产品表面有轻微的油渍及污渍请使用清洁布擦拭表面即可清除。

5. 请避免硬物将其划伤以至影响使用效果。

6. 凡是购买本产品的买家请根据灯背后电池座配用电池。

7. 使用产品时，请仔细阅读说明书。

8. 设备温度超过 75℃会启动高温保护，灯光亮度自动降至 50%，温度降至 60℃后自动恢复全功率。
- 1.Make sure the power is off after use.

2.Do NOT plug/unplug when the power is still connected.

3.Since there can be high voltage inside the unit, Do NOT open or repair the unit yourself. If there is any defect, please contact an experienced technician.

4.Keep the environment dry and ventilated when using the product. Do not leave or use the flash in humid or dusty environment.

5.For best performance of LEDs, maintain cleanliness of LEDS by wiping the surface softly with clean cloth.

6.Only use the specific Li-ion camcorder batteries according to the model of the battery holder on the rear panel

7.Read this manual carefully before using the product.

8.Heat protection will be activated when light fixture temperature exceeds 75℃, brightness of the light will be automatically reduced to 50%. When the temperature drops to 60℃, full power brightness will then be restored.



# DeSal Lite+

灯光无线控制App

Lighting Remote Control App

支持系统 / Support System

ios



Download on the App Store



DESAL Lite+

搜索获取 Search

Android HarmonyOS



扫描二维码下载安装


Scan QR code to download and install



[www.desallite.com/DeSalLitePlus.apk](http://www.desallite.com/DeSalLitePlus.apk)

手机浏览器打开链接下载安装

Enter the URL in the web browser to download and install



App 需要注册账户才能使用， 注册信息仅用于账户登录及验证码接收， 不会泄露隐私及骚扰。

App requires a registered account to use, the registration information is only used for account login and verification code reception, and will not reveal privacy and harassment.


App 账户与灯光设备连接绑定后， 在不同手机 App 登录账户即可控制已绑定的灯光设备。


After the App account is connected and bound to the lighting device, user can log in with a different mobile App to control the bound lighting device.

灯光设备第一次连接 App， 请先对灯光设备蓝牙连接重置。

When connecting the lighting device with App for the first time, please reset the Bluetooth connection of the lighting device first.

RoHS







FCC Warning Statement

Changes or modifications not expressly approved by the party responsible for compliance could void the user's authority to operate the equipment. This equipment has been tested and found to comply with the limits for a Class B digital device, pursuant to Part 15 of the FCC Rules. These limits are designed to provide reasonable protection against harmful interference in a residential installation. This equipment generates uses and can radiate radio frequency energy and, if not installed and used in accordance with the instructions, may cause harmful interference to radio communications. However, there is no guarantee that interference will not occur in a particular installation. If this equipment does cause harmful interference to radio or television reception, which can be determined by turning the equipment off and on, the user is encouraged to try to correct the interference by one or more of the following measures:

- Reorient or relocate the receiving antenna.
- Increase the separation between the equipment and receiver.
- Connect the equipment into an outlet on a circuit different from that to which the receiver is connected.
- Consult the dealer or an experienced radio/TV technician for help.

Innovation Lighting Technology

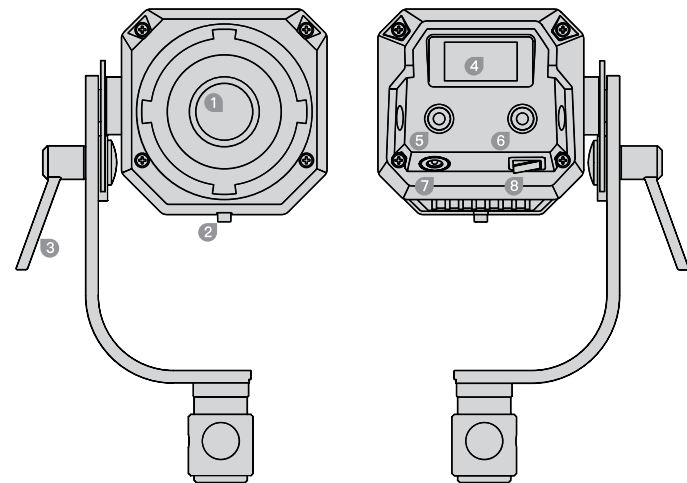
# APARO Tank 80B

Innovation Lighting Technology.

TANK80 是爱拍乐新开发一款 COB 灯珠的 LED 双色温补光灯。最大功率 80W，色温 2500K–9999K 可调，用标准罩 0.5 米照度 155000 lux(9999K)，亮度 0–100 级调光，预设 9 种灯光场景，LED 液晶显示，机械旋钮控制，手机 App 蓝牙无线控制，采用专用配件接口，支持多种专业灯光控光配件。TANK80 体积小、亮度高、色温准、双色温、多特效是它的优点，适合于在线直播、人像拍摄、儿童拍摄、产品视频拍摄等场景应用。

TANK80 is a newly developed bi-color LED light with COB LED chip. Maximum power 80W, color temperature adjustable from 2500K–9999K, 0.5m luminance 155000 LUX (9999K), brightness 0–100% dimming, preset 9 lighting scenes, LED display mechanical knob control, mobile App Bluetooth wireless control, special accessory interface, support a variety of professional lighting control accessories. TANK80 has the advantages of compact size, high brightness, accurate color, dual color temperature, and multiple special effects. It is suitable for live broadcast, portrait shooting, children shooting, product video shooting and many other scene applications.

## 功能示意图 Panel Diagram



- |                          |                            |                      |
|--------------------------|----------------------------|----------------------|
| 1. LED灯泡 LED light bulb  | 4. 显示屏 Display screen      | 7. 电源插座 Power socket |
| 2. 卡盘释放按钮 Release button | 5. 左功能键 Left function key  | 8. 电源开关 Power switch |
| 3. 锁紧把手 Handle lock      | 6. 右功能键 Right function key |                      |

## 操作说明 Operating Instructions

### 色温亮度 Color Temperature Brightness



a. 电源开关打开灯光，按下左功能键切换灯光功能，液晶屏显示 Figure 1 色温亮度模式；  
Turn on the light by the power switch, press the left function key to switch the lighting function, the LCD screen displays the color temperature and brightness mode of Figure 1;

b. 左功能键转动控制亮度，右功能键转动控制色温。  
The left function key rotates to control the brightness, the right function key rotates to control the color temperature.

### 灯效场景 Lighting Scene Effect



a. 电源开关打开灯光，按下左功能键切换灯光功能，液晶屏显示 Figure 2 灯效场景模式；  
Turn on the light by the power switch, press the left function key to switch the lighting function, the LCD screen displays the Figure 2 light scene effect mode;

b. 左功能键转动控制亮度；  
The left function key rotates to control the brightness;

c. 按下右功能键切换灯效场景选择或灯效速度，转动右功能键切换灯效场景或调整灯效速度。  
Press the right function key to switch the light scene effect selection or light effect speed, and turn the right function key to switch the light effect scene or adjust the light effect speed.

### 设置 SETTINGS



a. 电源开关打开灯光，按下左功能键切换灯光功能，液晶屏显示 Figure 3 设置模式；  
Turn on the light by the power switch, press the left function key to switch the light function, the LCD screen displays Figure 3 setting mode;

b. 按下右功能键切换风扇开关、CH通道选择、语言切换、复位蓝牙，转动右功能键切换灯效场景或调整灯效速度；  
Press the right function key to switch the fan switch, CH channel selection, language switch, reset Bluetooth, and turn the right function key to switch the light effect scene or adjust the light effect speed;

c. 风扇：旋转右功能键开关风扇，显示1为风扇开启，0为风扇关闭，为保障灯光稳定请勿长时间关闭风扇使用；  
Fan: Rotate the right function key to switch the fan, and display 1 means the fan is turned on, and 0 means the fan is turned off. Please do not turn off the fan for a long time to ensure the stable light;

d. CH通道：旋转右功能键设定频道编号，相同频道编号灯光无线联动控制，频道编号 000 为关闭联动控制；  
CH channel: Rotate the right function key to set the channel number, the same channel number will be controlled wirelessly, and the channel number 000 is to close the linkage control;

e. E/中：旋转右功能键切换语言显示中文/英文；  
Rotate the right function key to switch language display Chinese/English;

f. 复位：旋转右功能键重置灯光与App的蓝牙连接。  
Reset: Rotate the right function key to reset the Bluetooth connection between the light and the App.