

ME09

iWatch Power Bank

User Manual

Product Diagram

Charge For iWatch

On/Off Button

Type-C Input

LED Power Display

Thanks for choosing us!

This is a smart iWatch wireless charger that allows you enjoy the fun of digital products easily.

Please kindly read the user manual before using and keep it for future reference.

Power & Indicator Light

Turn On: Once Click (Charge the iWatch within 20 seconds of activation to ensure that the LED lights up).

Turn off: Long press or The device will turn off automatically if not used after 20 seconds of activation.



Charging Indicator


				0-33%
				34-66%
				67-99%
				Finish charging


Power Display


			0%, no power or in low power protection
			1~5%
			6~33%
			34~66%
			67~100%

Parameter Specification

Model: ME09 (iWatch Power Bank)	
Battery Capacity: 1200mAh/3.7V/4.44Wh	
Type-C Input: 5V⚡1A, 5W	
Wireless Charging Output: 5V⚡0.5A, 2.5W	
5V Input Voltage Current: Regulated DC source or adapter	
Conversion Efficiency: 85% (5V⚡1A)	
Size: 51*64*17.2mm	
Weight: 41.2g	


not waterproof


not waterproof


not waterproof

Before using, please ensure that this product is completely dry.

If there is water on it, please wipe it clean with a dry cloth,shake off the water and wait for it to dry naturally to avoid damaging the equipment.

Notes

1.Do not use corrosive liquid to clean this product.

2.If it is stained with any chemicals, please rub it with a wet tissue dipped with clean water.

3.Do not use this product under extreme circumstances for below -10 degree Celsius or above temperature 60 degree Celsius .

4.To avoid explosion, please do not throw this product into fire.



5.To avoid scratches, please do not let the power bank expose to sharp objects.


6. Keep an eye on children and make sure they will not take it as a toy for safety.

7.Do not insert objects into the power bank, otherwise it would cause damage to the internal components.

8.Do not disassemble the product.

9. Please charge the power bank regularly for its battery health. When it is left unused for more than one month, please charge it promptly.





Battery Warning !

There is a built-in lithium battery in this product. To avoid explosion, do NOT expose the product to intense sunlight, fire or throw it into fire.

COMPLIANCE WITH FCC REGULATION

This device complies with part 15 of the FCC Rules. Operation is subject to the following two conditions:(1) This device may not cause harmful interference, and (2) this device must accept any interference received, including interference that may cause undesired operation.

Any Changes or modifications not expressly approved by the party responsible for compliance could void the user’s authority to operate the equipment.

This equipment has been tested and found to comply with the limits for a Class B digital device, pursuant to part 15 of the FCC Rules. These limits are designed to provide reasonable protection against harmful interference in a residential installation. This equipment generates uses and can radiate radio frequency energy and, if not installed and used in accordance with the instructions, may cause harmful interference to radio communications. However, there is no guarantee that interference will not occur in a particular installation. If this equipment does cause harmful interference to radio or television reception, which can be determined by turning the equipment off and on, the user is encouraged to try to correct the interference by one or more of the following measures:

- Reorient or relocate the receiving antenna.
- Increase the separation between the equipment and receiver.
- Connect the equipment into an outlet on a circuit different from that to which the receiver is connected.
- Consult the dealer or an experienced radio/TV technician for help.

FCC RF exposure statement:

The device has been evaluated to meet general RF exposure requirement. The device can be used in portable exposure condition without restriction.