



## Annex A Test setup photos and equipment used for testing

### 1 Test setups (Radiated 30 MHz – 1 GHz)




Test setup semi-anechoic chamber M276  
Preliminary and final measurement



Test setup semi-anechoic chamber M276  
Preliminary and final measurement

## **Annex A    Test setup photos and equipment used for testing**


### **2    Test setups (Radiated above 1 GHz)**



Test setup semi-anechoic chamber with ground absorbers M276  
Preliminary and final measurement  
1 – 13 GHz

## Annex A Test setup photos and equipment used for testing

### 3 Equipment used for testing



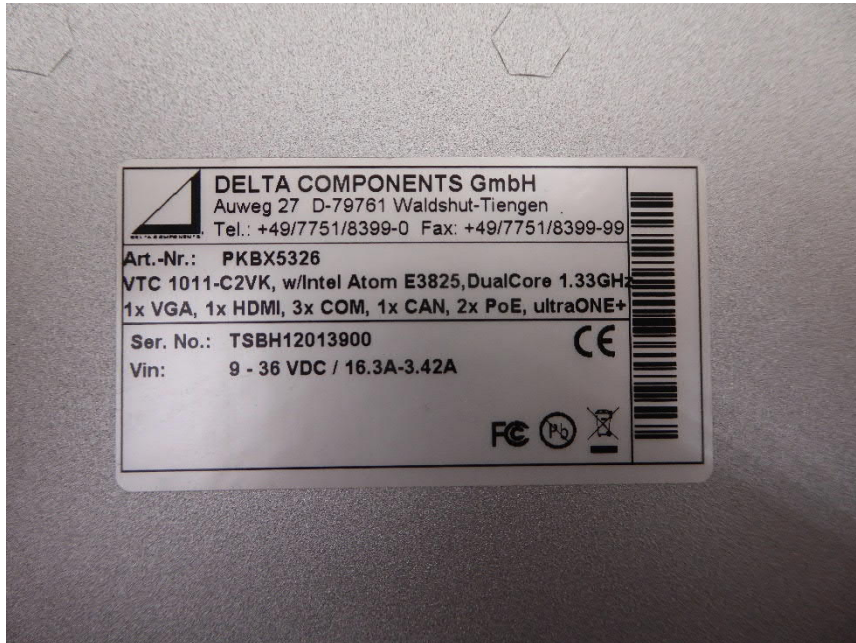
Display stand




PC



## Annex A Test setup photos and equipment used for testing




PC type plate



USB cable

## Annex A Test setup photos and equipment used for testing



DC cable



Display cable