
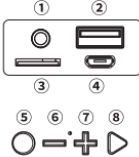




尺寸：50*100mm,6折页正反印刷，材料：70g双胶

<div>TOR805</div> <div>蓝牙音箱说明书</div> <div></div>	<p>基本参数:</p> <ul style="list-style-type: none">• 蓝牙规格: 5.3• 支持蓝牙协议: 支持L2CAP/A2DP (AVCTP/AVDTP/AVRCP), 用来接收立体声音频信号, 通过协议可以控制音频发射端的上下曲操作; 支持HSP/HFP(Handsfree profile), 具有免提功能, 可以进行语音通讯• 无线传输范围: > 10M• 音频性能: ≥95dB• 电池容量: 500mAh• 内置电压: 3.7V• 正常音量播放: 1H• 喇叭规格: Φ52mm• 喇叭功率: 4Ω/5W• 频率响应: 120Hz-20KHz• 尺寸: L65*W65*H110mm• 单机重量: 206g• 充电输入: 5V/500mA <p>一、功能特点</p> <ol style="list-style-type: none">1. 魔力扬声系统设计, 惊人双动力内置低频增幅器设计, 中低频更具震撼力, 拥有更好的音质表现;2. 采用先进的蓝牙音频解码芯片支持手机、平板电脑、电视等蓝牙设备配对播放音乐; 蓝牙传输距离大于10米;3. 支持免提通话功能, 内置高灵敏度麦克风, 让手机通话拥有无比畅快的通话享受4. 支持U盘和TF卡音乐播放MP3解码, 支持MP3格式的全码率播放;5. FM自动搜索和存储电台内置FM收音模块, 可自动搜索及存	<p>储电台, 省时省力;</p> <ol style="list-style-type: none">6. 支持AUX音频输入, 为你提供电脑音箱功能;7. 支持对箱TWS功能 <p>二、功能指示</p> <div></div> <p>①AUX输入接口: 3.5音频头外音输入; ②U盘输入接口: 当U盘插入时可解码MP3/WAV格式的音频播放; ③TF卡输入接口: 当TF卡插入时可解码MP3/WAV格式的音频播放; ④DC 5V充电接口 (USB TYPE-C充电接口) ⑤电源开关: 关机状态时长按开机, 开机状态时长按关机; 在音乐的模式下, 短按为各模式切换 (U盘、TF卡、FM收音、蓝牙) LINE IN线性输入为硬切换; ⑥在音乐的模式下, 短按为“上一曲”长按音量递减 ⑦在音乐的模式下, 短按为“下一曲”长按音量递增</p>	<p>⑧在音乐的模式下 (U盘、TF卡、LINE IN、蓝牙), 短按为“播放、暂停”, 在蓝牙模式并配手机情况下, 来电话时短按一下为免提接听, 再按一下为挂断电话。 (在FM模式下短按为自动搜索电台、在搜台过程中短按一下为取消往后自动搜索电台); 两台音箱同时在开机蓝牙状态且未连接的状态下, 长按其中一台音箱的暂停键4秒听到提示音且其中一台指示灯长亮即连TWS成功, 再连接手机即可。</p>		
---	--	--	---	--	--

<div>TOR805</div> <div>SPEAKER User Manual</div> <div></div>	<p>Product specifications:</p> <ul style="list-style-type: none">• BT : 5.3• Support: L2CAP/A2DP(AVCTP/AVDTP/AVRCP), can receive AUDIO signal and control the AUDIO device support HSP/HFP(Handsfree profile), Built-in Mic for hands-free phone call• Working distance: 10M• SNR: ≥95db• Battery: 3.7V 500mAh• Normal volume playing time: 1H• Speaker driver : Ø 52 mm• Power : 4Ω/5W• Frequency response: 120 Hz-20KHz• Unit size: L65*W65*H110mm• Unit weight: 206g• Charging: 5V/500mA <p>Product Feature:</p> <ol style="list-style-type: none">1. Built-in Low-freq radiators, Super dynamic low-frequency sound pressure gain, listening transparent and flexible.2. International advanced BT chip and circuit design techniques, support all BT device ; play music after pairing with BT device ,for example mobile/ MID/ TV, the working distance is more than 10M.3. with Mic for hands-free phone call function.4. Built-in MP3 decoding, can directly play TF card, U disk, mobile and other USB storage devices stored MP3 format music files.5. Build-in the FM radio module, convenient to auto scan and save radio channels.6. Support AUX IN audio input	<p>7. Support TWS</p> <p>key & slot function:</p> <div></div> <ol style="list-style-type: none">1. AUX : it can play audio via 3.5mm AUX cable to audio device2. USB slot: it can decode and play MP3 format audio when put USB card into the slot3. TF slot: it can decode and play MP3 format audio when put TF card into the slot4. DC 5V charging slot: use the standard mini USB TYPE-C charging cable for power charging.5. Power switch/Switch mode: long press for "on/off ".when play music(USB card/ TF card/FM/ BT), press short to switch USB/TF/FM /BT.(switch to "line in" if via AUX cable to audio device).6. When play music, press short for last song, press long to turn down the volume.7. When play music, press short for next song, press long to turn up the volume.	<p>8. When play music(USB card/ TF card/LINE IN/BT), press short for "play/pause ", under BT mode with mobile paired, when coming call, press short to answer a call ,press again to hand up. (in FM mode, press short to search station automatically, press again to stop searching).Keep the TWS speaker under BT mode without pairing, long press the "play/pause" key for 4 seconds either of the speaker until hear a hint and meantime the button light stop flashing,now is in TWS mode,then can pair the mobile.</p> <p>Note: Under FM mode, put in the AUX cable to get better FM radio station</p>		
---	--	---	---	--	--

This device complies with part 15 of the FCC Rules. Operation is subject to the following two conditions: (1) this device may not cause harmful interference, and (2) this device must accept any interference received, including interference that may cause undesired operation.

Any changes or modifications not expressly approved by the party responsible for compliance could void the user's authority to operate the equipment.

NOTE: This equipment has been tested and found to comply with the limits for a Class B digital device, pursuant to Part 15 of the FCC Rules. These limits are designed to provide reasonable protection against harmful interference in a residential installation. This equipment generates, uses and can radiate radio frequency energy and, if not installed and used in accordance with the instructions, may cause harmful interference to radio communications. However, there is no guarantee that interference will not occur in a particular installation.

If this equipment does cause harmful interference to radio or television reception, which can be determined by turning the equipment off and on, the user is encouraged to try to correct the interference by one or more of the following measures:

- Reorient or relocate the receiving antenna.
- Increase the separation between the equipment and receiver.
- Connect the equipment into an outlet on a circuit different from that to which the receiver is connected.
- Consult the dealer or an experienced radio/TV technician for help.

The device has been evaluated to meet general RF exposure requirement. The device can be used in portable exposure condition without restriction