

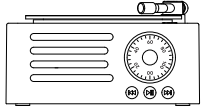


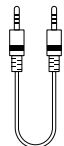














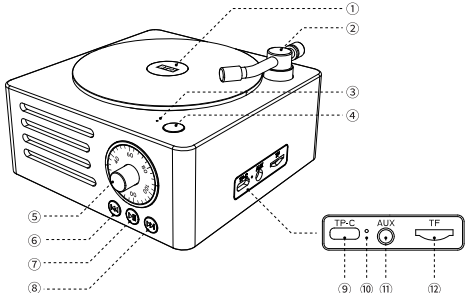


제품/패키지 검수 양식서	
KHVATEC	
제품명	BT21 Bluetooth Speaker
작성일	2021.11.25
출시예정일	2022.01
필수 기재 사항	

소재	PVC(캐릭터)
사이즈	도면 형식으로 사이즈 기재
후가공	실리콘 사출
부자재	부자재 기재
카피라잇	카피라잇 확인
중지 위치	중지 위치 확인
패키지 타입	제품에 패키지 함께 기재
레퍼런스	참고용 사진 첨부

Reference 1:1 Size (사용자 메뉴얼 - 70X100mm)

<div></div> <div></div> <div>TURNTABLE BLUETOOTH SPEAKER</div> <div>USER MANUAL</div> <div>©BT21</div>	<div>Component</div> <div> Bluetooth Speaker</div> <div> Character figure</div> <div> C-Type Cable</div> <div> AUX Cable</div> <div> Ferrite Core (2EA)</div> <div> User Manual</div>	<div>Product Function</div> <div> Bluetooth 5.0</div> <div> Hands-Free</div> <div> Micro SD</div> <div> AUX-Input</div> <div> Radio</div>
	<div>Product Specification</div> <div><ul style="list-style-type: none">Product name : Turntable Bluetooth SpeakerItem number : KCL-TBS011(KOYA)/012(RJ)/013(SHOOKY)/014(MANG) 015(CHIMMY)/016(TATA)/017(COOKY)Vendor : ZEN D.PLUS Co.,Ltd.Battery : Li-ion 1,500mAh 3.7VAuthentication number : R-RS-ZDP-KCL-TBS011 / XU101411-18002AFCC ID : 2A5HA-KCL-TBS011manufacturer : DONGGUAN YONGJIAN ELECTRONIC CO., Ltd.Input : DC 5V/1A (C-TYPE)Output : 5WMade in ChinaA/S : 1661-0662</div>	<div>Character</div> <div> KOYA</div> <div> RJ</div> <div> SHOOKY</div> <div> MANG</div> <div> CHIMMY</div> <div> TATA</div> <div> COOKY</div> <div>※ This user manual is based on KOYA characters.</div>

<div>Product Description</div> <div></div> <div><div><div>① Metal Plate</div><div>② Power Switch</div><div>③ Mic</div><div>④ Mode Button</div></div><div><div>⑤ Volume Knob</div><div>⑥ REW</div><div>⑦ Play/Pause Button</div><div>⑧ Next</div></div><div><div>⑨ Charging Terminal (C-TYPE)</div><div>⑩ Power Indicator Lamp</div><div>⑪ AUX Terminal</div><div>⑫ TF card slot(SD Memory Card)</div></div></div>
--

How to use

- Power ON/OFF
 - ② Power is turned on when the pole is moved to the center of the turntable.
- Bluetooth connection
 - In the list of Bluetooth devices on smart devices, Connect "BT21 Bluetooth Speaker".
- Mode Change
 - ④ Press the Burn Mode button to switch the mode.
- Radio use
 - ⑥ ⑦ ⑧ You can listen by moving the frequency with a button.
- Connection of external equipment
 - ⑪ Using the 3.5mm stretch cable provided on the AUX terminal, It can be used as a speaker by connecting to a PC, laptop, MP3, etc. After connecting, press the ④ mode button to change to speaker mode.

Caution

- Do not use any other purposes
- Do not use or store the product in a hot and humid place.
- Keep products away from sources of heat, spark, flame or ignition.
- Be careful not to wash and it should be kept out of reach of kids, infants or pets.
- Do not spill liquid on the speaker or use the speaker with wet hands.
- Charging time may vary depending on the output of the input power.
- Slight heat generation during charging may occur, depending on the state of charge and the equipment.
- Leave enough room around the product for sufficient ventilation.
- Do no block or cover openings in the speaker or insert objects through the slots.
- Please use it in an open space.
- Be careful not to wash or bite your children, infants or pets.
- When cleaning the product, remove the power and gently wipe it with a soft, lint-free dry cloth. Do not use aerosol, bleaches, or abrasives.
- Do not spray cleaners directly onto the speaker.
- Do not use chemicals.
- If the product is dropped or impacted from a high place, the product will be damaged or malfunctioned.
- There is a risk of causing it.
- When using the AUX function while charging the product, use the ferrite core included in the component.
- Please wrap it around the charging cable and the AUX cable twice.
- Please do not apply too much force to the product.
- There is no compensation for the loss or damage of parts due to user carelessness.
- Do not force shock or force on the character parts of the product. (It will cause damage to the product and will not be compensated.)
- We will not compensate you for any damage caused by incorrect installation or use.

This device complies with part 15 of the FCC Rules. Operation is subject to the following two conditions:
(1) This device may not cause harmful interference, and
(2) this device must accept any interference received, including interference that may cause undesired operation.

Warning : Changes or modifications to this unit not expressly approved by the party responsible for compliance could void the use's authority to operate the equipment.
NOTE : This equipment has been tested and found to comply with the limits for a Class B digital device, pursuant to Part 15 of the FCC Rules. These limits are designed to provide reasonable protection against harmful interference in a residential installation. This equipment generates, uses and can radiate radio frequency energy and, if not installed and used in accordance with the instructions, may cause harmful interference to radio communications.

However, there is no guarantee that interference sill not occur in a particular installation. If this equipment does cause harmful interference to radio of television reception, which can be determined by turning the equipment off and an, the user in encouraged to try to correct the interference by one or more of the following measures:

- Reorient or relocate the receiving antenna.
- Increase the separation between the equipment and receiver.
- Connect the equipment into an outlet on a circuit different from that to which the receiver is connected.
- Consult the dealer or an experienced radio/TV technician for help.

Product Warranty and Inquiry

1. Product Guarantee

- If the product itself is defective within 12 months of purchase, you can receive an exchange service.
- Exchange/return/refund of this product is available at the supplier.
- Please present your purchase receipt when you receive the service.

2. Exclusion of warranty service

- In the event of loss or failure due to negligence or carelessness by the customer (shock or foreign substances)
- Personal repair or alteration, damage caused by external shocks, natural disasters (fire, salt damage, flood damage, etc.)
- If a product with no problem is received more than once, even during the warranty service period.

3. Inquiries about A/S and products

- Warranty period : 12 months from the date of purchase
- Phone number: 1661-0662
- Consultation time: 10:00~17:00 (Mon~Fri)
- Seller: ZEN D.PLUS Co., Ltd.

제품/패키지 검수 양식서

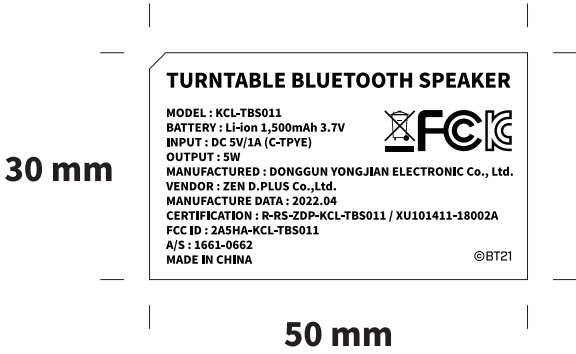
KHVATEC

제품명	BT21 Bluetooth Speaker
작성일	2021.11.25
출시예정일	2022.01

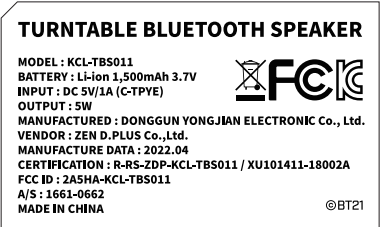
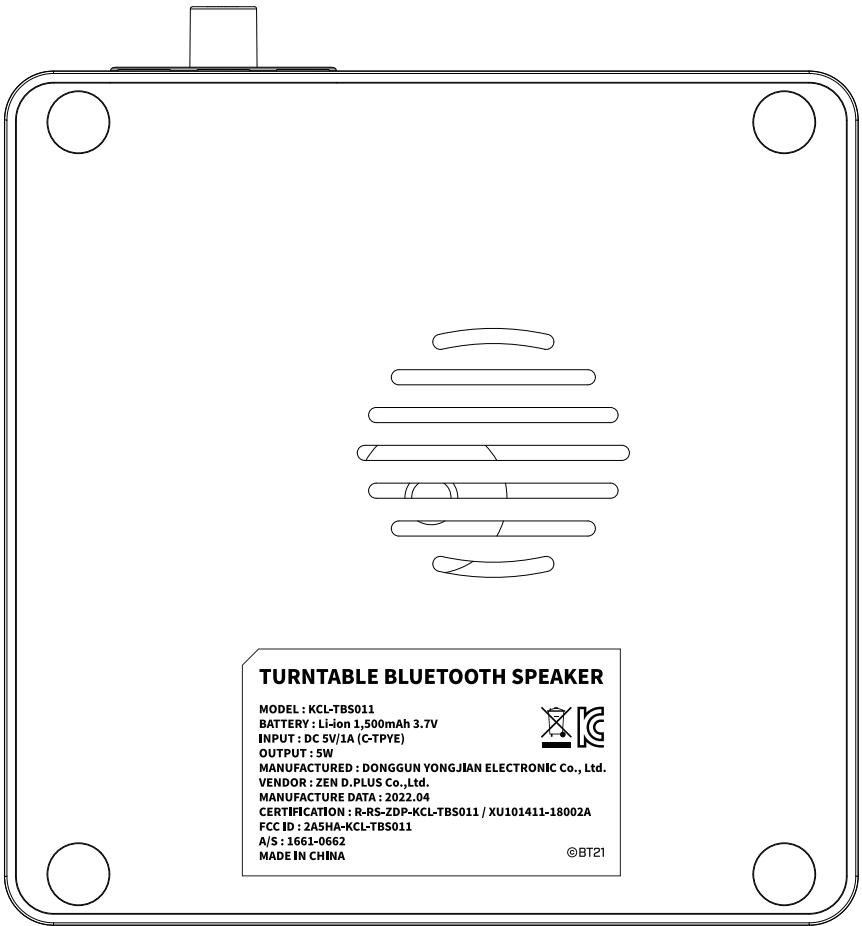
필수 기재 사항

소재	PVC(캐릭터)
사이즈	도면 형식으로 사이즈 기재
후가공	실리콘 사출
부자재	부자재 기재
카피라잇	카피라잇 확인
증지 위치	증지 위치 확인
패키지 타입	제품에 패키지 함께 기재
레퍼런스	참고용 사진 첨부

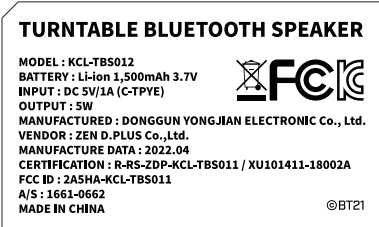
Reference 1:1 Size
(제품 라벨 - 50X30mm)



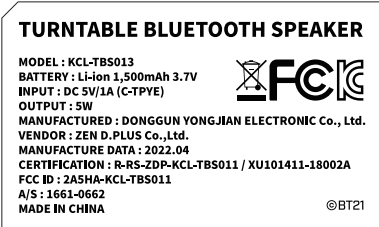
투명스티커, 글씨 검정색



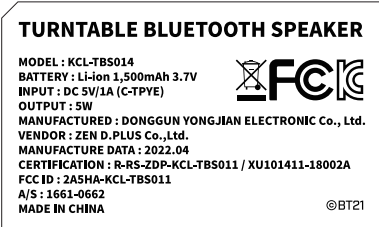
KOYA (KCL-TBS011)



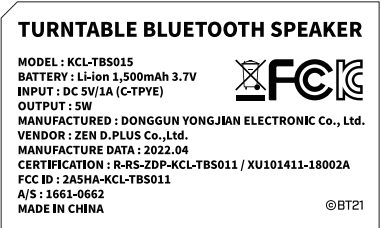
RJ (KCL-TBS012)



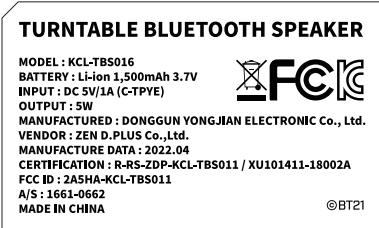
SHOOKY (KCL-TBS013)



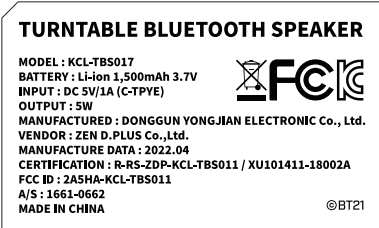
MANG (KCL-TBS014)



CHIMMY (KCL-TBS015)



TATA (KCL-TBS016)



COOKY (KCL-TBS017)