

## Product maintenance

### 1.Cleaning and disinfection

Correctly using and maintenance can effectively extend product life, please clean and disinfect the product before and after using it.  
Never clean this product with organic cleaner containing alcohol, gasoline or acetone.  
Do not boil to disinfect.

### 2.Choose the right lube

Please choose water-based lubricant instead of silicon-based lubricant, since the product is made of silicon, while silicon-based lubricant will corrode silicone products.

### 3.Storage

Keep the product in a cool,dry, well-ventilated place and keep away from sunlight.

## Warranty

Thank you for shopping at our store. We hope you enjoy your purchase. If you have any question, please feel free to contact us and we will be glad to serve you.

We provide a warranty of 12 months for RETURNS & EXCHANGES because of the product defects, except the defects caused by yourself. We offer a guarantee of perfect after-sales service for customer. Here is the way to contact us:


Email: Care@adorime.com

Twitter: @SexAdorime

Facebook: <https://www.facebook.com//Adorime>

## NOTE

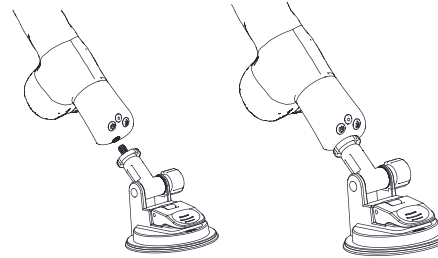
- 1.This product is only suitable for adults, please keep it away from children. Do not mix it with other products.
- 2.Stop using it immediately if feel any uncomfortable.
- 3.Please check the products regularly to see if there is any damage, and stop using it if there is damage.



## Product information

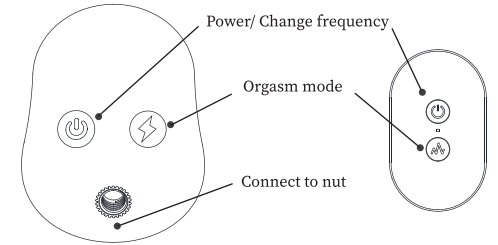
Parameter name	Parameter value	
Vibration modes	7 frequencies	
Material	ABS+TPE+Silicone	
Rated voltage	<3.7v	
Rated current	<900ma	
Noise	<55dB	
Product size	8.9*2.8*1.5 inch	
Battery type	lithium battery	Weight: 280g
Weight	280g	
Packing list	dildo*1, remote control*1, USB cable*1, manual*1	

## How to install the product




- 1.Place the suction cup on smooth surface then press down the suction valve.
- 2.Rotate the dildo into the suction cup, tighten the screw to fix it.

## How to use



### Operating on product :

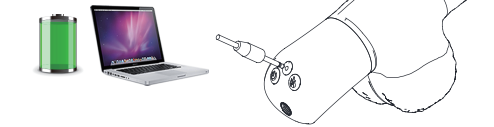
Long press  to turn on/ turn off

Click  to switch the frequencies

Click  to enter orgasm mode

**Note:** Please turn on the product first before using the remote control

 Charge for 2 hours



### Charging instruction:

1. USB cable included, convenient to charge it with adapter, PC, or power bank.
2. Charging time: about 2 hours  
Using time: up to 90 minutes (Specific using time will differ from the vibration modes you choose )
3. Please fully charge it before use it for the first time.
4. Don't need to run out the battery before charging. To extend the battery life, we suggest to charge it before the vibration become less powerful.

**FCC Caution:**

This device complies with part 15 of the FCC Rules. Operation is subject to the following two conditions: (1) This device may not cause harmful interference, and (2) this device must accept any interference received, including interference that may cause undesired operation.

Any Changes or modifications not expressly approved by the party responsible for compliance could void the user's authority to operate the equipment.

**Note:** This equipment has been tested and found to comply with the limits for a Class B digital device, pursuant to part 15 of the FCC Rules. These limits are designed to provide reasonable protection against harmful interference in a residential installation. This equipment generates uses and can radiate radio frequency energy and, if not installed and used in accordance with the instructions, may cause harmful interference to radio communications. However, there is no guarantee that interference will not occur in a particular installation. If this equipment does cause harmful interference to radio or television reception, which can be determined by turning the equipment off and on, the user is encouraged to try to correct the interference by one or more of the following measures:

- Reorient or relocate the receiving antenna.
- Increase the separation between the equipment and receiver.
- Connect the equipment into an outlet on a circuit different from that to which the receiver is connected.
- Consult the dealer or an experienced radio/TV technician for help.

This equipment complies with FCC radiation exposure limits set forth for an uncontrolled environment.