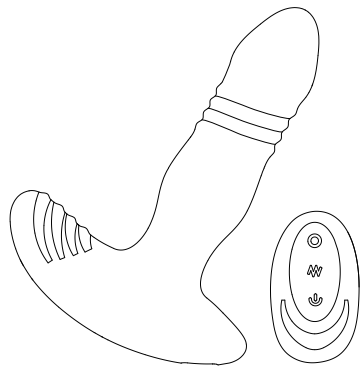


User Manual

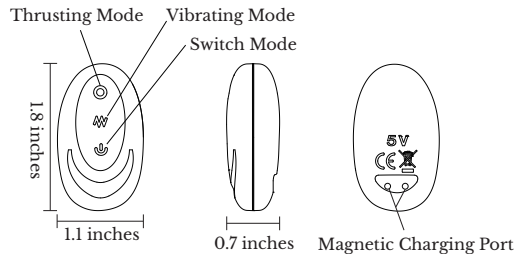
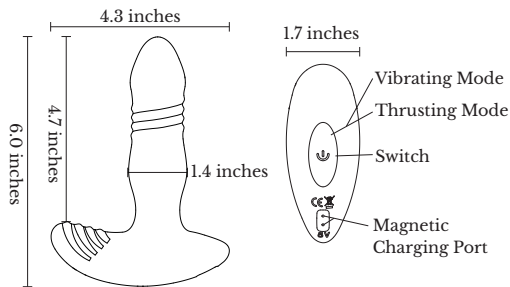
Remote Control Thrusting Anal Plug






Product Specification






Product Name: Remote Control Thrusting Anal Plug
Material: ABS & Food Grade Silicone
Product Size: 1.7 * 4.3 * 6.0 inches/1.1 * 1.8 * 0.7 inches
Accessories: USB Charging Cable
Battery Capacity: 700mAh
Rated Voltage: 3.7V
Power Supply: Built-in Lithium Battery
Noise: ≤50db
Charging Time: 2 h
Using Time: 1h
Quality Warranty: 2 Years


Product View



Button Description

Anal Plug	
	Switch on by pressing 2 seconds.
	Switch off by pressing 2 seconds.
	After power on, press the button to enter Thrusting Mode & Vibrating Mode at the same time. One button can control all modes.

Remote Control	
	Switch on by pressing 2 seconds.
	Switch off by pressing 2 seconds.
	After power on, press  button to enter Vibrating Mode.
	Enter next mode by pressing the button again, there are 3 speed modes & 4 frequency modes in total.

After power on, press  button to enter Thrusting Mode.

Press the button again, then enter next mode, there are 3 speed modes & 4 frequency modes in total.

LED Indicator

Power on	Indicator on.	
Working	Indicator flashes when pressing button.	
Power off	Indicator off.	
State of charging	Low power	Indicator flashes slowly for 5 times and the vibrator off automatically.
	Charging	Flashing.
	Fully Charged	Indicator off.

Attentions

1. Please check if there is any damage caused by transportation, if yes, please contact suppliers for replacement.
2. Please read and follow the user manual before using.
3. This product is for adults use only, can NOT be used as a contraceptive.
4. Please put the product in proper condition and out of the reach of the children.
5. Please do NOT exert excessive force when using to avoid injury.
6. Please do NOT share the product with others. Please immediately stop if you feel any uncomfortable when using this product.
7. Please check the condition of the product regularly, please stop using if any damage is found.

This device complies with part 15 of the FCC Rules. Operation is subject to the following two conditions: (1) this device may not cause harmful interference, and (2) this device must accept any interference received, including interference that may cause undesired operation.

Any changes or modifications not expressly approved by the party responsible for compliance could void the user's authority to operate the equipment.

NOTE: This equipment has been tested and found to comply with the limits for a Class B digital device, pursuant to Part 15 of the FCC Rules. These limits are designed to provide reasonable protection against harmful interference in a residential installation. This equipment generates, uses and can radiate radio frequency energy and, if not installed and used in accordance with the instructions, may cause harmful interference to radio communications. However, there is no guarantee that interference will not occur in a particular installation.

If this equipment does cause harmful interference to radio or television reception, which can be determined by turning the equipment off and on, the user is encouraged to try to correct the interference by one or more of the following measures:

- Reorient or relocate the receiving antenna.
- Increase the separation between the equipment and receiver.
- Connect the equipment into an outlet on a circuit different from that to which the receiver is connected.
- Consult the dealer or an experienced radio/TV technician for help.

The device has been evaluated to meet general RF exposure requirement. The device can be used in portable exposure condition without restriction