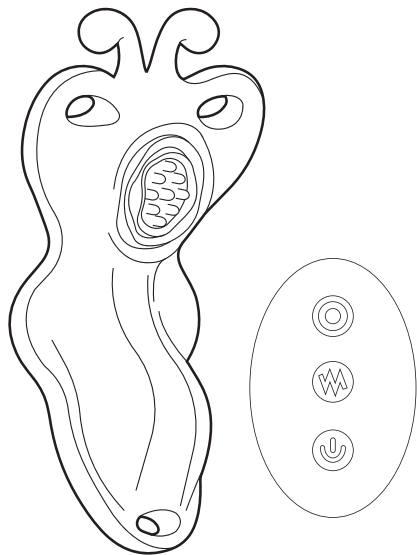


User Manual

APP & Remote Wearable Vibrator



Note: Please fully charge before use for the first time.
The product can NOT be turned on and can NOT work during charging.

LED Indicator

Power on	Indicator on.	
Working	Indicator flashes when pressing button.	
Power off	Indicator off.	
State of charging	Low power	Indicator flashes slowly for 5 times and the Product off automatically.
	Charging	Flashing.
	Fully Charged	Indicator keep on.

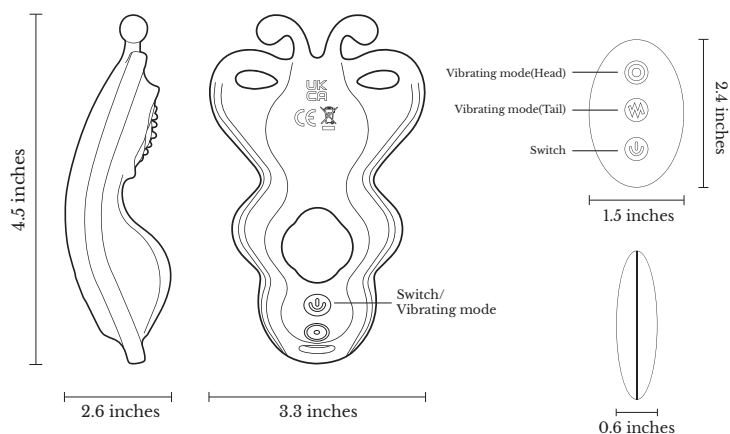
Attentions

1. Please check if there is any damage caused by transportation, if yes, please contact suppliers for replacement.
2. Please read and follow the user manual before using.
3. This product is for adults use only, can NOT be used as a contraceptive.
4. Please put the product in proper condition and out of the reach of the children.
5. Please do NOT exert excessive force when using to avoid injury.
6. Please do NOT share the product with others.
7. Please immediately stop if you feel any uncomfortable when using this product.
8. Please check the condition of the product regularly, please stop using if any damage is found.
9. Prohibited for those with metal or cardiac pacemakers placed in the body.
10. Prohibited for pregnant women.
11. Prohibited for those with heart disease or arrhythmia.

Product Specification

Product Name: APP & Remote Wearable Vibrator
 Material: ABS & Food Grade Silicone
 Product Size: 2.6*3.3*4.5 inches
 Accessories: USB Charging Cable
 Battery Capacity: 300mAh
 Rated Voltage: 3.7V
 Power Supply: Built-in Lithium Battery
 Noise: ≤45db
 Charging Time: 1.5h
 Using Time: 1h

Product View



Button Description

Penis Ring	
	Switch on/off by pressing 2 seconds.
	After power on, press the button once to enter Vibrating mode, enter next mode by pressing the button again. There are 3 Vibrating levels and 6 Vibrating frequencies.

Remote	
	Switch on/off by pressing 2 seconds.
	After power on, press button to enter Vibrating Mode(Tail). Enter next mode by pressing the button again, there are 3 Vibrating levels and 6 Vibrating frequencies.
	After power on, press button to enter Vibrating Mode (Head). Enter next mode by pressing the button again, there are 3 Vibrating levels and 6 Vibrating frequencies.

App Installation, Register and log in

1. Scan the QR code to download and install the "Kstert" App.
2. Register an account with your email address.
3. Login the App.




APP Download

Device Binding

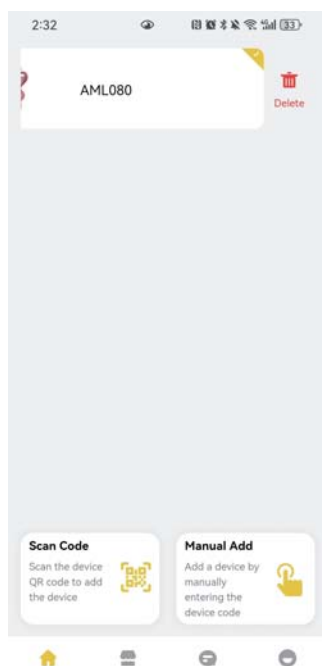
Before binding, please enable Bluetooth function of mobile phone.

Open your "Kstert" App, tap "Scan Code" to scan the Identification Code below to bind the device, you can also enter the device code "1012" to bind the device. After binding successfully, tap the product and slide left to delete the device if needed.



1012

Identification Code

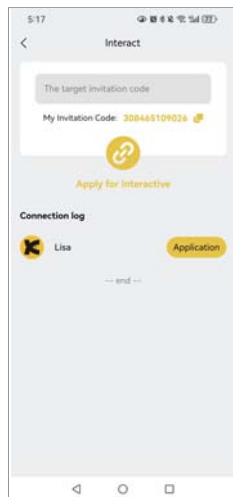


Device Controlling

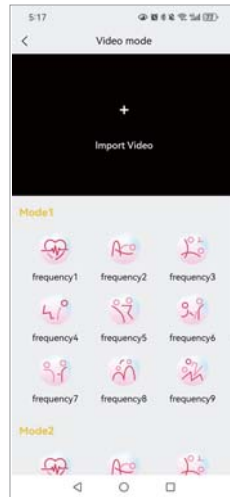
- 1. Classic play:** There are 2 modes in total. And there are 9 default vibrating frequencies in each mode. Click any frequency the device will start the corresponding vibrating. At the same time, the icon on the APP will flash. Click this frequency again, the device will stop vibrating and enter the standby state, the icon will also stop flashing.(View 1)
- 2. Interact Mode:** This is used to add friends. Type "Invitation Code" to add friends by searching for their Invitation Code. Your friends also need download and register the app, add the products to the app.(View 2-4)
- 3. Video Mode:** This is used to control devices when playing video. Tap "+" to import a local video and play it. There are 1 modes and different frequency available.(View 5)
- 4. Music mode:**
 Android System:
 Open you music player to play music and then come back to "Music Mode" page. The device vibrating frequency will fluctuate by sounds being played.
 Ios System:
 APP will automatically search for the local music. Play the music, the device vibrating frequency will fluctuate by sounds being played.(View 6)
 If the volume of the music is too low, it may not be able to drive the device to vibrate.
- 5.Voice control:** Vibrating frequency will fluctuate by your Voice, You can customized a vibrating frequency you like and save it.(View 7)
- 6. Draw a stroke:** Vibrating frequency will fluctuate by your drawing on the screen. You can customized a vibrating frequency you like and save it.(View 8)



View 1



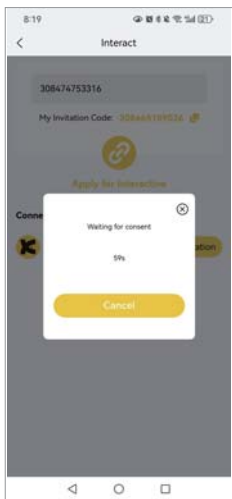
View 2



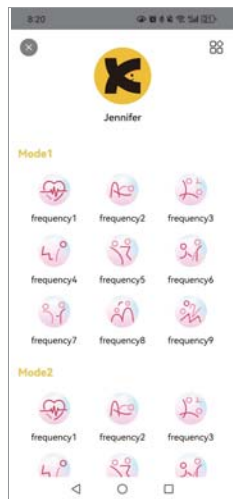
View 5



View 6



View 3



View 4



View 7



View 8

FCC Caution

This device complies with part 15 of the FCC Rules. Operation is subject to the following two conditions: (1) This device may not cause harmful interference, and (2) this device must accept any interference received, including interference that may cause undesired operation.

Any Changes or modifications not expressly approved by the party responsible for compliance could void the user's authority to operate the equipment.

Note: This equipment has been tested and found to comply with the limits for a Class B digital device, pursuant to part 15 of the FCC Rules. These limits are designed to provide reasonable protection against harmful interference in a residential installation.

This equipment generates uses and can radiate radio frequency energy and, if not installed and used in accordance with the instructions, may cause harmful interference to radio communications. However, there is no guarantee that interference will not occur in a particular installation. If this equipment does cause harmful interference to radio or television reception, which can be determined by turning the equipment off and on, the user

is encouraged to try to correct the interference by one or more of the following measures:

- Reorient or relocate the receiving antenna.
- Increase the separation between the equipment and receiver.
- Connect the equipment into an outlet on a circuit different from that to which the receiver is connected.
- Consult the dealer or an experienced radio/TV technician for help.

The device has been evaluated to meet general RF exposure requirement. The device can be used in portable exposure condition without restriction.

Two years Warranty: by contacting us, you can get a 24-month product warranty.

7*24 Hours Reply: Contact us, if you have any question about the use of the product, we will help you within 24 hours.

Cautions: This product is only for use by adults or within the cope permitted by local laws.