




# MaxPro

## Magnetic Wireless Charger



### In the Box

1. MagSafe Charging Cap
2. Wireless Charging Module
3. Installation Screws
4. Double-Sided Adhesive Tape

### Specifications

Input Power: 9V/2A

Output Power: 5W / 10W / 15W

Dimensions: 110 x 110 x 12mm



Made in China

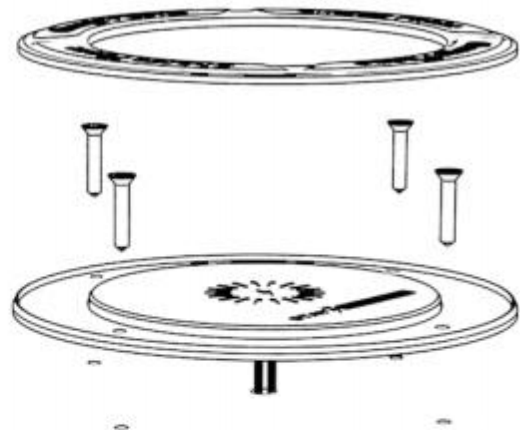
# 1. Install the MagSafe Charging Cap

IMPORTANT: Please confirm the surface has a minimum thickness of 10mm.

Step 1: Mark your desired installation point on the surface and drill a hole that is 4-5mm thick.



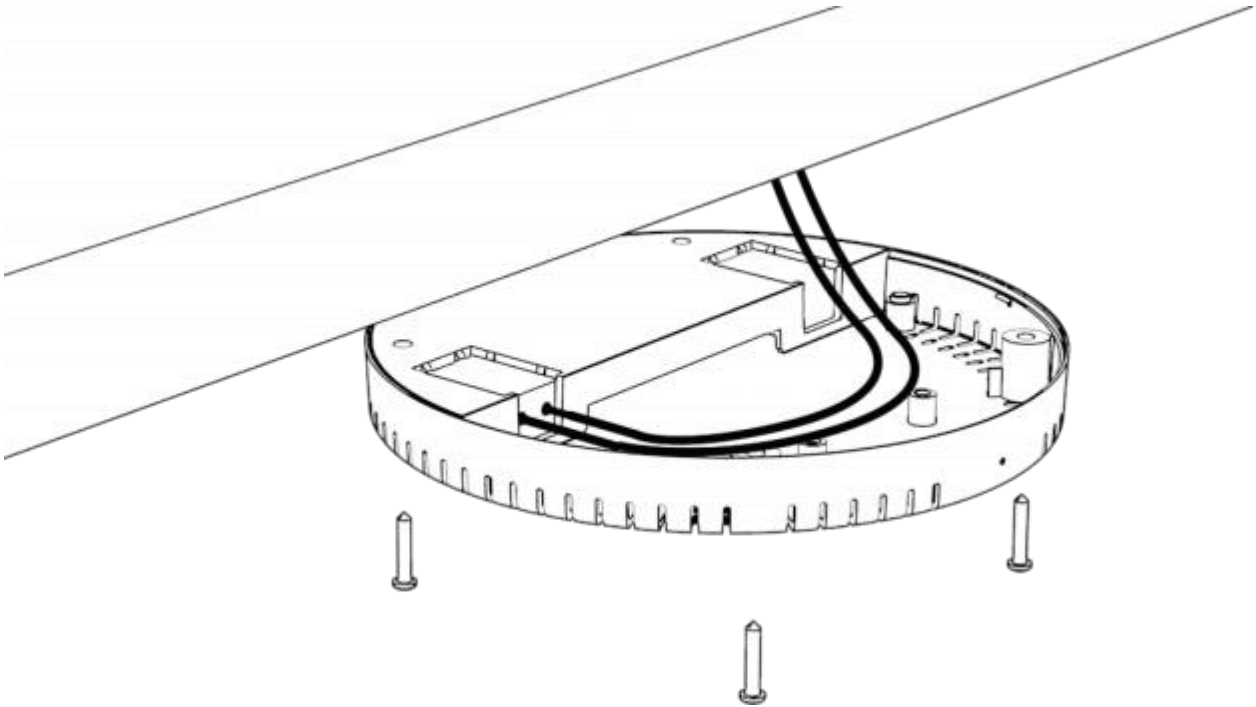
Step 2: Carefully route the wires through the hole. On the underside of the Charging Cap, peel off the protective film of the double-sided tape and/or use four (4) screws to securely attach the MagSafe Charging Cap to the top of the surface.



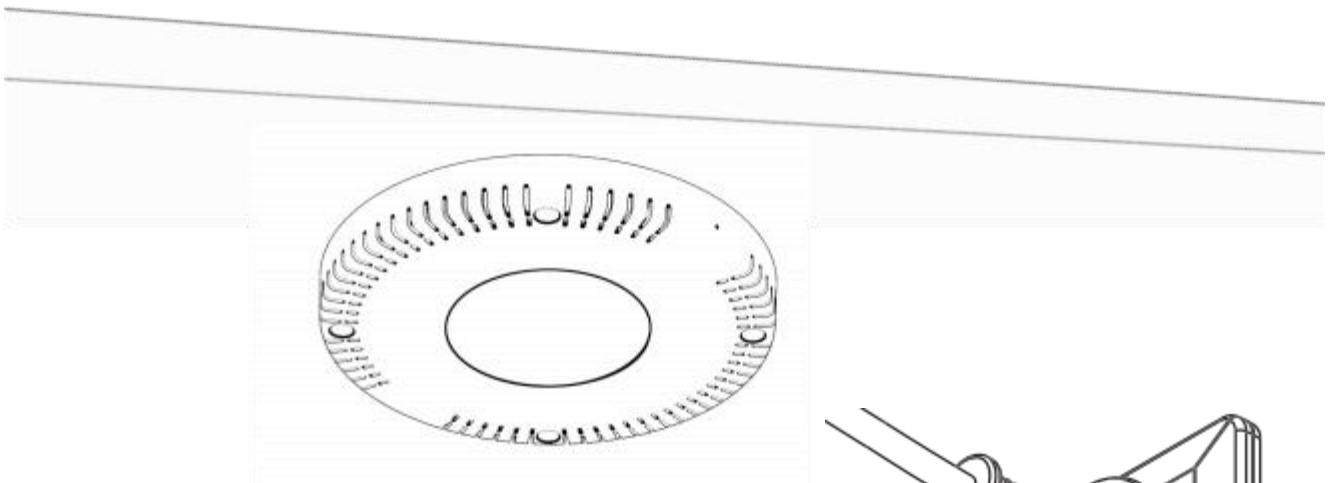
Step 3: Place the Silicon non-slip ring onto the top of the Charging Cap using the adhesive tape.

## 2. Install the Wireless Charging Module

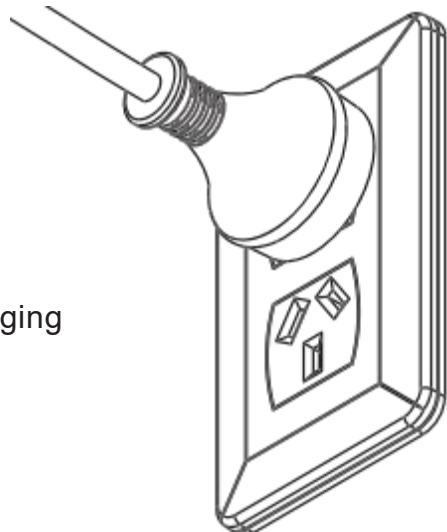
Step 1: Connect the wires previously routed through the 4-5mm hole into the connector located on the Wireless Charging Module.



Step 2: Securely mount the Wireless Charging Module to the bottom of the surface using four (4) screws and/or the high-strength double-sided tape if screwing into the surface is not feasible.

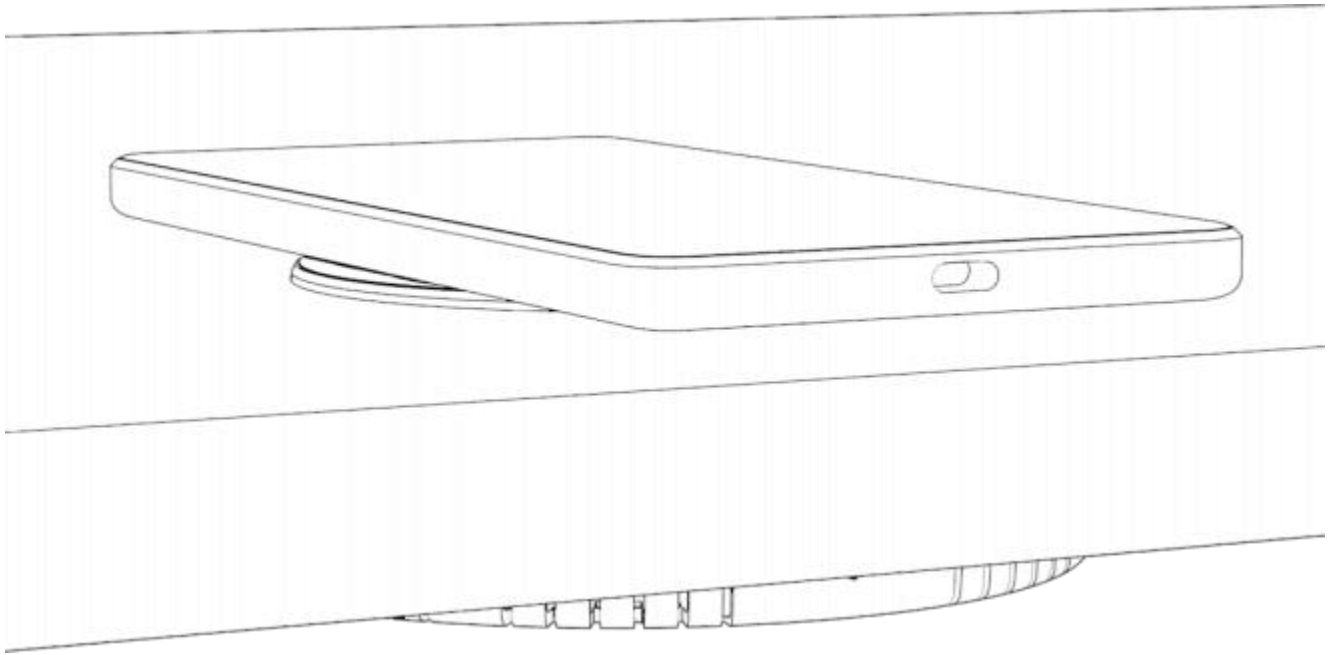


Step 3: Connect the power cable to the Wireless Charging Module and plug power into the wall socket.



### 3. Test the wireless charging

Please confirm the wireless charger is functioning by placing a compatible mobile phone onto the wireless charging cap and confirming that charging begins.



## Warranty & Support

Our goods come with guarantees that cannot be excluded under the Australian Consumer Law. You are entitled to a refund or replacement for a major failure and for compensation for any other reasonably foreseeable loss or damage. You are also entitled to have the goods repaired or replaced if the goods fail to be of acceptable quality and the failure does not amount to a major failure.

The MaxPro 15W is covered against mechanical and structural defects that prevent it from working by a limited 24 month warranty. This warranty covers only the product itself and excludes workmanship or materials related to its installation or any modifications. A major failure may be, for example, a wireless charger not providing any charging shortly after it was first installed or if it was damaged while in the original packaging. If the product stops working due to a mechanical or structural defect within the first 24 months we will repair or replace the product at our discretion.

# FCC Warning

This device complies with part 15 of the FCC Rules. Operation is subject to the following two conditions:(1) This device may not cause harmful interference, and (2) this device must accept any interference received, including interference that may cause undesired operation.

Any Changes or modifications not expressly approved by the party responsible for compliance could void the user's authority to operate the equipment.

This equipment has been tested and found to comply with the limits for a Class B digital device, pursuant to part 15 of the FCC Rules. These limits are designed to provide reasonable protection against harmful interference in a residential installation. This equipment generates uses and can radiate radio frequency energy and, if not installed and used in accordance with the instructions, may cause harmful interference to radio communications. However, there is no guarantee that interference will not occur in a particular installation. If this equipment does cause harmful interference to radio or television reception, which can be determined by turning the equipment off and on, the user is encouraged to try to correct the interference by one or more of the following measures:

- Reorient or relocate the receiving antenna.
- Increase the separation between the equipment and receiver.
- Connect the equipment into an outlet on a circuit different from that to which the receiver is connected.
- Consult the dealer or an experienced radio/TV technician for help.

FCC RF exposure statement:

The equipment complies with FCC radiation exposure limits set forth for an uncontrolled environment. This equipment should be installed and operated with minimum distance between 20cm the radiator your body.