


CarPlay New Ai Box User Manual


(Please use this device under safe driving)

Hardware parameters


Hardware parameters specification




CPU:Quad-cortex-A53




GPU:Mali 450




RAM: □ 4GB



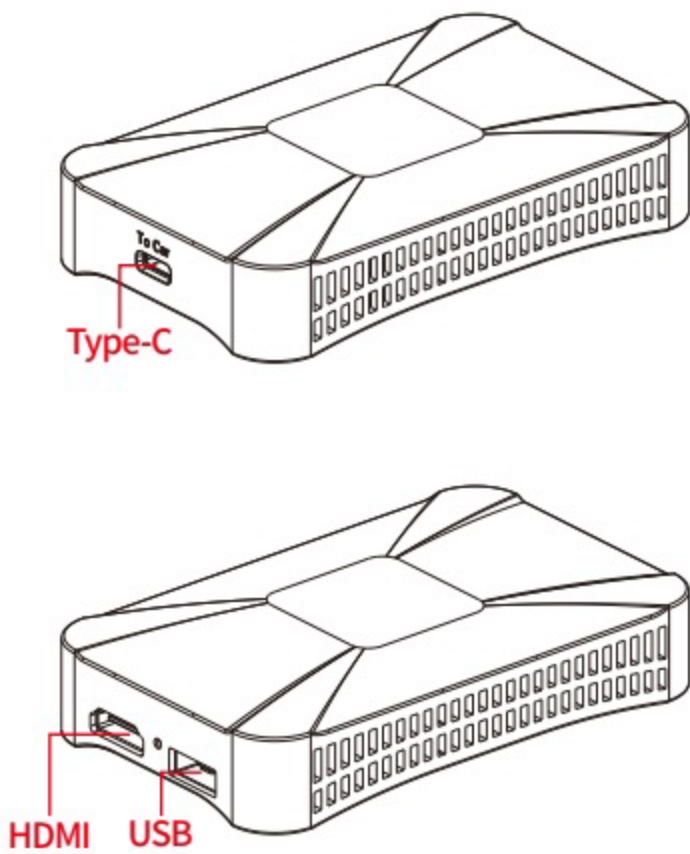
ROM: □ eMMC 32GB
□ eMMC 64GB



System:Android 11.0



Working Temperature:
-20°C-70°C



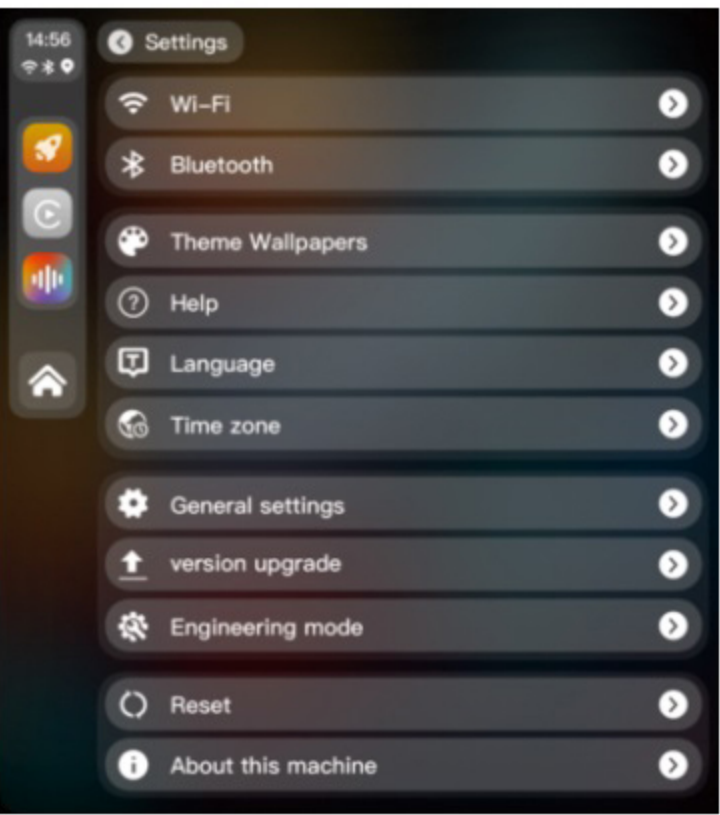
CarPlay Ai Box Connection

- The device is working on the original cars which have wired CarPlay built in;




Home menu

Settings



Wireless CarPlay, Wireless Android Auto



PhoneCast、MediaPush、 USB Media Player



Version Upgrade

- PC upgrade by FactoryTool.exe
- USB upgrade(auto upgrade or manual upgrade)



Common problem

- The Ai Box can't connect with car?
Delete the CarPlay connected devices list on car and the mobile phone ;
- If the Ai Box on blue led lighting status, but can't access home menu?
Please factory reset the car head unit, then unplug the box and plug in again.
- Wi-Fi connect failed ?
Please make sure your mobile phone hotspot is turn on. If the car is non-touch screen, set the hotspot password in 12345678 please.

- Wireless CarPlay , Android Auto connect failed ?
Please check the mobile phone bluetooth is turn on and connected with Ai Box .
- Online video playing freeze, GPS signal weak?
Check the Ai Box position please,kindly advice don't hide in the glove box , armrest box or any place will block the Ai Box signal.

Packing list

Host	1 set
Data cable	1 piece
Certificate of conformity	1 piece
Instruction Manual	1 piece

FCC WARNING

This device complies with part 15 of the FCC Rules. Operation is subject to the following two conditions: (1) this device may not cause harmful interference, and (2) this device must accept any interference received, including interference that may cause undesired operation.

Any changes or modifications not expressly approved by the party responsible for compliance could void the user's authority to operate the equipment.

NOTE: This equipment has been tested and found to comply with the limits for a Class B digital device, pursuant to Part 15 of the FCC Rules. These limits are designed to provide reasonable protection against harmful interference in a residential installation. This equipment generates, uses and can radiate radio frequency energy and, if not installed and used in accordance with the instructions, may cause harmful interference to radio communications.

However, there is no guarantee that interference will not occur in a particular installation.

If this equipment does cause harmful interference to radio or television reception, which can be determined by turning the equipment off and on, the user is encouraged to try to correct the interference by one or more of the following measures:

- Reorient or relocate the receiving antenna.
- Increase the separation between the equipment and receiver.
- Connect the equipment into an outlet on a circuit different from that to which the receiver is connected.
- Consult the dealer or an experienced radio/TV technician for help.

To maintain compliance with FCC's RF Exposure guidelines, This equipment should be installed and operated with minimum 20cm distance between the radiator and your body: Use only the supplied antenna.