

Lineple



Product name: Smart Tracker

Model: lineple

Batter : CR2032

Voltage: DC 3V

Wireless: BT 5.2

System: iOS

Buzzer: Built-in ≥75db (in 10cm)

Humidity range: ≤95% (Non-condensing)



Quick instructions

1. Turn on the device and pair
Press the function button once to turn it on. it should a ringing chime indicating it is powered on



2. Pair the device
 - Open the Find My app.
 - Hold the device close to your iPhone, iPad, tap the Items tab, tap + and then Add Other Item.
 - Tap Connect.
 - Type a name for your device, select an emoji.
 - Tap Agree to acknowledge that this item will be linked to your Apple ID.
 - Tap Finish.
3. Enable Lost Mode
 - Open the Find My app, tap the Items tab, then tap your item.
 - Under Lost Mode, tap Enable.
 - Read the instructions, tap Continue and enter a phone number or email address.
 - Confirm the information, customize the lost message, and tap Activate to complete the setup.

4. Remove the device

- Open the Find My app, tap the Items tab, then tap your item.
- Tap Remove Item and then tap Remove to complete the operation.

Note: After removing the device in the app, if you want to pair it, you can open the Find My app and do it in 10 minutes. If there is no re-pairing within 10 minutes, the device will leave the pairing state and the device and app cannot be paired at this time. If you need to pair the device, you need to click the device button and the device will beep. At this point, the device enters the pairing state and can be re-paired with the app.

Main Functions

1. Locate your item

If your missing item isn't nearby, the Find My app can still help you track it down using the Find My network - hundreds of millions of iPhone, iPad, and Mac devices around the world. Nearby devices securely send the location of your missing device to iCloud, then you can see where it is in the Find My app. It's all anonymous and encrypted to protect everyone's privacy.

2. Play Sound

- Open the Find My app, tap the Items tab, then tap your item.
- Click Play Sound, and the device will beep, so you can find the item easily.

How to connect Products ?



1. Pull out the battery insulation sheet



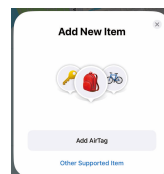
2. Click to enable the device



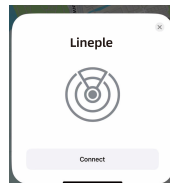
3. Open Find My app



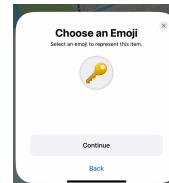
4. Add items



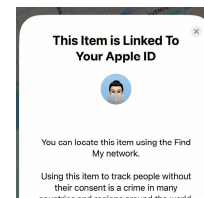
5. Add other supported items



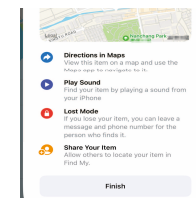
6. Search Lineple



7. Select the emoji



8. Agree to register



9. Complete registration



Remove Item?



Tips: If you need to change the tie, please change the tie Remove the device before to avoid revealing your privacy

FCC Caution

This device complies with part 15 of the FCC Rules. Operation is subject to the following two conditions: (1) This device may not cause harmful interference, and (2) this device must accept any interference received, including interference that may cause undesired operation. Any changes or modifications not expressly approved by the party responsible for compliance could void the user's authority to operate the equipment. NOTE: This equipment has been tested and found to comply with the limits for a Class B digital device, pursuant to Part 15 of the FCC Rules. These limits are designed to provide reasonable protection against harmful interference in a residential installation. This equipment generates, uses and can radiate radio frequency energy and, if not installed and used in accordance with the instructions, may cause harmful interference to radio communications. However, there is no guarantee that interference will not occur in a particular installation. If this equipment does cause harmful interference to radio or television reception, which can be determined by turning the equipment off and on, the user is encouraged to try to correct the interference by one or more of the following measures:
-- Reorient or relocate the receiving antenna.
-- Increase the separation between the equipment and receiver.
-- Connect the equipment into an outlet on a circuit different from that to which the receiver is connected.
-- Consult the dealer or an experienced radio/TV technician for help.
The device has been evaluated to meet general RF exposure requirement. The device can be used in portable exposure condition without restriction.

Model: lineple

