


BLUETOOTH RECHARGEABLE LED HAT

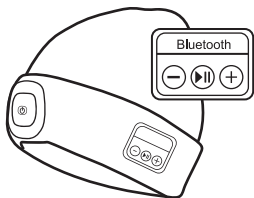
QUICK START GUIDE




LED LIGHT FUNCTIONS

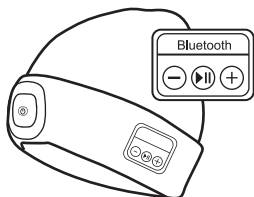
Press the power button on the LED light to turn on and toggle between 3 light intensity levels.

 HIGH / MEDIUM / LOW








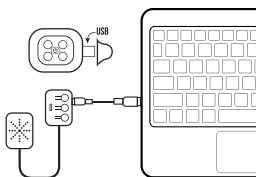
BLUETOOTH

To connect via bluetooth with your device, press and hold the  button. The headset will power on and say: "pairing". Go to your devices bluetooth settings and select "BT-01". Once paired the headset will say: "Your headset is connected". You can now listen to music and answer calls.



BLUETOOTH HEADSET FUNCTIONS

- | | |
|------------------------------------------------------------------------------------|------------------------------------------------------------------------|
|  | Power on / off (<i>press & hold</i>) |
|  | Play / Pause (<i>press</i>) |
|  | Answer / Hang up Calls (<i>press</i>) |
| <hr/> | |
|  | Volume down (<i>press & hold</i>) Previous Song (<i>press</i>) |
|  | Volume up (<i>press & hold</i>) Next song (<i>press</i>) |

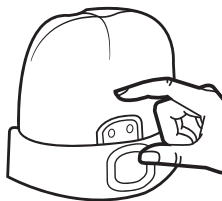


CHARGING

To charge the LED light, simply remove it from the hat and take off the protective USB cover to reveal the connector. Charge directly in any USB port for up to 2 hours. To charge the bluetooth headset, it is recommended to remove this from the hat also. Use the micro usb cable supplied and charge in any USB port.

BLUETOOTH RECHARGEABLE LED HAT

QUICK START GUIDE



WASHING

Pull the fold of the hat down and push the light inwards to remove it. To remove the Bluetooth headset, simply slide it out of its pocket and take care not to damage the wire. The hat can be hand washed when these are removed.

DO NOT WASH WITH LIGHT AND HEADSET STILL ATTACHED.

TECHNICAL SPECIFICATIONS

BATTERY	RECHARGEABLE 250mAh
POWER TIME (MINUTES)	50L - 80M 25L - 150M 12L - 300M
RECHARGE TIME	UP TO 2 HOURS
LUMEN	50 LUMEN 25 LUMEN 12 LUMEN
IP RATING	IP 44 - WEATHER RESISTANT
BLUETOOTH VERSION	BLUETOOTH 5.0
PLAY TIME	APPROX 5HR
WIRELESS RANGE	10M / 33FT

Hand Wash Separately



Remove LED and headset before hand washing



Packaging:
Cardboard
Widely recycled

This device complies with Part 15 of the FCC Rules. Operation is subject to the following two conditions: (1) this device may not cause harmful interference, and (2) this device must accept any interference received, including interference that may cause undesired operation

NOTE: This equipment has been tested and found to comply with the limits for a Class B digital device, pursuant to Part 15 of the FCC Rules. These limits are designed to provide reasonable protection against harmful interference in a residential installation. This equipment generates, uses and can radiate radio frequency energy and, if not installed and used in accordance with the instructions, may cause harmful interference to radio communications. However, there is no guarantee that

interference will not occur in a particular installation.

If this equipment does cause harmful interference to radio or television reception, which can be determined by turning the equipment off and on, the user is encouraged to try to correct the interference by one or more of the following measures:

- Reorient or relocate the receiving antenna.
- Increase the separation between the equipment and receiver.
- Connect the equipment into an outlet on a circuit different from that to which the receiver is connected.
- Consult the dealer or an experienced radio/TV technician for help.

Warning: changes or modifications not expressly approved by the party responsible for compliance could void the user's authority to operate the equipment