



# 3-in-1 Smart Water Bottle User Manual

ICEWATER PRODUCTS INC

Address: 22982 La Cadena Driver Suite#300,  
Laguna Hills, CA 92653 US

## Volume Up / Next Song

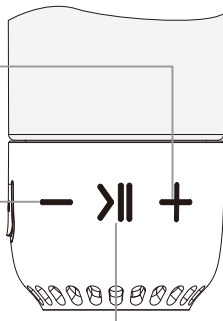
Press and hold to volume up,  
Press to next song

## Volume Down / Last Song

Press and hold to volume down,  
Press to last song

## Play / Pause

Press to Pause or Play Music,  
Press and Hold , ON or OFF the  
Lights Mode



## ICEWATER 3-in-1 Smart Water Bottle

(Glow to Remind You to Stay Hydrated)+Bluetooth Speaker+  
Dancing Lights,22 oz,Stay Hydrated and Enjoy Music

### Smart Water Bottle

1 Hour Glows to Remind You to Drink More Water ,Stay Hydrated  
and Healthy

### Bottle Materials

22 oz, Water Bottle Materials Made in USA ,EASTMAN Tritan,  
FDA Compliant,100% BPA-Free Non-Toxic,NO Smell

### Portable Wireless Speaker

360°Sound,Built-in 600mAh Battery,5W,Very Loud and  
Clear,Water Resistant,For Party,Yoga,Gym, Bike,Beach,Hik-  
ing,Pool,Shower,Camping, Outdoor

### Resonant Design

Special Resonance Function,When Used on Wooden Tables Will  
Produce Strong Bass

### Dancing Lights

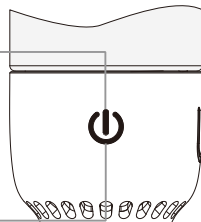
Press and Hold the Pause Button,Turn on or off the Dancing  
Lights Mode,In Dancing Lights Mode,Lights Will Dancing to Music

## Working LED indicators:

1. Power On: Blue LED light on.
2. Bluetooth Paired: Green LED light on.
3. Charge Status: Red LED light On
4. Charging Complete: Red Light Off

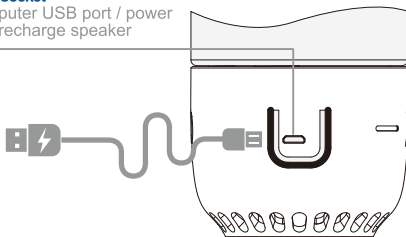
## Power on / Off

Press and hold ,Power ON or OFF.

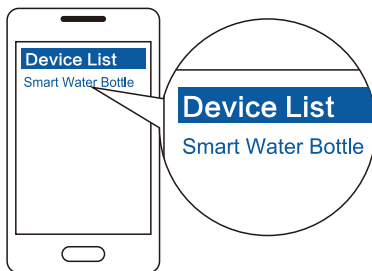


### USB Charge Socket

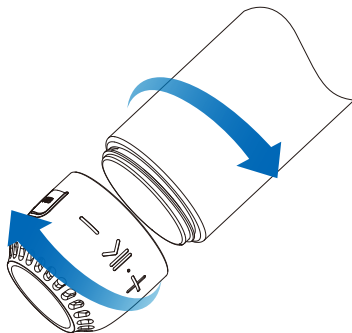
Use a computer USB port / power adapter to recharge speaker



**Charge Status:** Red LED light on.  
**Charging Complete:** Red light off.



Click the settings in wireless devices, then search for device list and find "Smart Water Bottle", then click for connection.



### Important Notice :

- Keep the Power On, 1 Hour Glows to Remind You to Drink Water Function Automatically Works, No Need any Settings, NO Need Connect Bluetooth.
- If You Would Like to Use The Water Bottle and Glows to Remind Without Playing Music (In The Office or Classroom), You Can Turn off Bluetooth on Your Phone or Disconnect Bluetooth Connection.

**For any questions, Please contact us:**  
**[icewater-customer-service@hotmail.com](mailto:icewater-customer-service@hotmail.com)**

## **FCC Statement**

This device complies with part 15 of the FCC rules. Operation is subject to the following two conditions: (1) this device may not cause harmful interference, and (2) this device must accept any interference received, including interference that may cause undesired operation.

Changes or modifications not expressly approved by the party responsible for compliance could void the user's authority to operate the equipment.

NOTE: This equipment has been tested and found to comply with the limits for a Class B digital device, pursuant to part 15 of the FCC Rules. These limits are designed to provide reasonable protection against harmful interference in a residential installation. This equipment generates uses and can radiate radio frequency energy and, if not installed and used in accordance with the instructions, may cause harmful interference to radio communications. However, there is no guarantee that interference will not occur in a particular installation. If this equipment does cause harmful interference to radio or television reception, which can be determined by turning the equipment off and on, the user is encouraged to try to correct the interference by one or more of the following measures:

- Reorient or relocate the receiving antenna.
- Increase the separation between the equipment and receiver.
- Connect the equipment into an outlet on a circuit different from that to which the receiver is connected.
- Consult the dealer or an experienced radio/TV technician for help.

The device has been evaluated to meet general RF exposure requirement. The device can be used in portable exposure condition without restriction.