

Charge the smartwatch to activate it before first use.

1

Power on

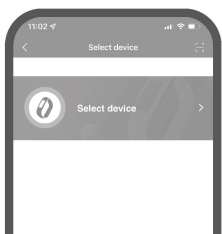
Press and hold the power button on the side to power on.



2

Download GloryFit APP

Search GloryFit APP in Google Play Store (Android) or App Store (iOS), or scan the QR code to download GloryFit APP.

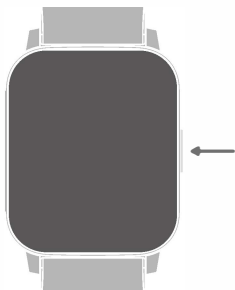


3

Set up and pair

Click "+" in GloryFit APP to add the device:

1. Scan the QR code on the watch screen;
2. Search the watch Bluetooth for pairing.

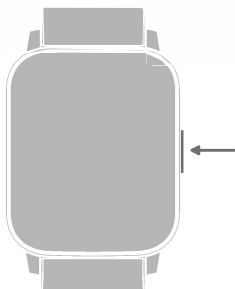


On home screen

- Swipe up to enter the information list interface
- Swipe down to enter the menu
- Swipe left to enter the shortcut interface
- Swipe right to enter the steps, sleep, heart rate...

Shut down

- Long press for 3 seconds to shut down

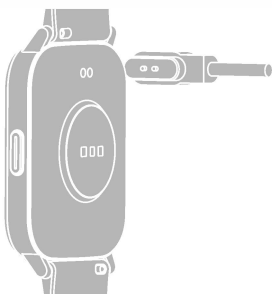


Press once

- Wake the watch

More

- Exercise data can view steps, distance, calories
- The phone's information will be synced to the watch
- Health monitoring: heart rate, blood oxygen, sleep
- Dial switch, custom dial
- After connecting the phone, play your favorite music



Charging

To charge the watch, place the watch flat and make sure that the two metal holes on the back are aligned with the metal tip of the charging head.



Change straps

Slide the spring pin and hold it to remove a strap from the watch or attach a strap to the watch.

Parameters

Model : KS1
Ingress protection level 5ATM
Input rating 5V == 0.5A
Sensor : 3-axis acceleration sensor, HRM and SpO2 sensor
Battery capacity : 260mAh
Sync mode : Bluetooth, BLE 5.0
Resolution: 240*280 pixels
Display : 1.69 inch IPS
Operating frequency : 2400 ~ 2483.5MHz

Contents

Klatre K Series x1
Charging Cable x1
User Manual x1

Note

Please read the instructions before use:

1. The company reserves the right to modify the content of this notice without notice. According to normal circumstances, some functions are different in specific software versions.
2. The product should be charged for more than 2 hours before use, but avoid prolonged charging in an unmanned environment.
3. Please use a charger of 5V/0.5A or 5V/1A along with the original charging cable from Klatre.

Warranty

Thank you for purchasing Klatre products. If any manufacturing defect problems occur within 12 months from the date of purchase, users can enjoy our company's warranty service.

The limited warranty does not cover:





- i. Defects or damage resulting from accidents, neglect, misuse, or abnormal use; abnormal conditions or improper storage; exposure to liquid, moisture, dampness, sand, or dirt; unusual physical, electrical, or electromechanical stress.
- ii. Scratches, dents, and cosmetic damage, unless caused by Klatre.
- iii. Defects or damage resulting from excessive force or use of metallic objects on the touch screen.
- iv. Ordinary wear and tear.

RF Exposure Information

The device has been evaluated to meet general RF exposure requirement.
The device can be used in portable exposure condition, compliance with exposure requirements.

Klatre Watch K Warranty Extension

Any customer who buys our watch products can get a half-a-year warranty extension (This will give you a total of 18 months under warranty), please register on www.klatre.co to learn more!
Or, you can also follow our social media accounts below to get newest activity information, such as exclusive discounted products to test and review from time to time.

-  [klatre_official](#)
-  [klatre_official](#)
-  [@klatre_official](#)
-  [Klatre Official](#)

CE declaration of conformity

Klatre declares that this product is in compliance with the essential requirements and other relevant provisions of applicable EC directives. For Europe, a copy of the Declaration of Conformity for this product may be obtained by visiting www.klatre.co.
Email : support@klatre.co

FCC Statement

This equipment has been tested and found to comply with the limits for a Class B digital device, pursuant to part 15 of the FCC Rules. These limits are designed to provide reasonable protection against harmful interference in a residential installation. This equipment generates, uses and can radiate radio frequency energy and, if not installed and used in accordance with the instructions, may cause harmful interference to radio communications. However, there is no guarantee that interference will not occur in a particular installation. If this equipment does cause harmful interference to radio or television reception, which can be determined by turning the equipment off and on, the user is encouraged to try to correct the interference by one or more of the following measures:

- 1.1 Reorient or relocate the receiving antenna.
- 1.2 Increase the separation between the equipment and receiver.
- 1.3 Connect the equipment into an outlet on a circuit different from that to which the receiver is connected.
- 1.4 Consult the dealer or an experienced radio/TV technician for help.

Caution: Any changes or modifications to this device not explicitly approved by manufacturer could void your authority to operate this equipment.
This device complies with part 15 of the FCC Rules. Operation is subject to the following two conditions:

- (1) This device may not cause harmful interference, and
- (2) this device must accept any interference received, including interference that may cause undesired operation.

Warnings

1. Replacement of a battery with an incorrect type that can defeat a safeguard (for example, in the case of some lithium battery types);
2. Disposal of a battery into fire or a hot oven, or mechanically crushing or cutting of a battery, that can result in an explosion;
3. Leaving a battery in an extremely high temperature surrounding environment that can result in an explosion or the leakage of flammable liquid or gas;
4. A battery subjected to extremely low air pressure that may result in an explosion or the leakage of flammable liquid or gas.



Klatre K Series