USER MANUAL

Mechanical Keyboard

English
Deutsch
Français
Español
Русский
中国语

PRODUCT BASIC

WIRED MODE & CHARGING

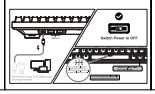

HOW TO USE

BT Connection

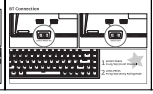

HOW TO USE

2.4GHz

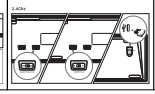

BATTERY LEVEL REMINDER



BACKLIGHT CONTROL

MULTIMEDIA KEY FOR WINDOWS

Windows mode(FN + E switch to Windows system)



MULTIMEDIA KEY FOR MAC

MAC mode(FN + L switch to MAC system)



Download Driver Address：www.dugeninglcom/download/V

SYSTEM REQUIREMENTS

BT Mode

- Devices with BT5.0/ BT5.2/ BT5.3 or above
- PC: Windows 7 or Later
- Mac: macOS 11 Big Sur Or Later (except in Color
- iOS: iPadOS/iPhone13 or Later
- Android: 5.0 or Later

2.4G/ Wired Mode

- Computer Windows/ USB port
- PC: Windows 7 or Later
- Mac: macOS 11 Big Sur Or Later (except in Color

In some cases, the backlight will not be powered for 5 minutes or deep, in sleep mode. (Backlight goes into sleep mode 5 minutes without operation)

EINLEITUNG

LADEN DES DRAHTMODUS

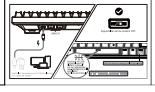

DRAHTLOSE MODE

BT Verbindung

DRAHTLOSE MODE

2.4GHz

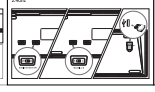

ERINNERUNG AN DEN BATTERIESTAND

BACKLIGHT-STEUERUNG

MULTIMEDIA-TASTE FOR WINDOWS

Windows-Modus (FN + A - Schalter für Windows-System)

MULTIMEDIA-TASTE FOR MAC

Windows-Modus (FN + L - Schalter für Mac-System)

Adresse des Treiberdownloads：www.dugeninglcom/download/V

SYSTEMANFORDERUNGEN

BT-Modus

- Geräte mit BT5.0/ BT5.2/ BT5.3 oder höheren
- PC: Windows 7 or Later
- Mac: macOS 11 Big Sur Or Later (except in Color
- iOS: iPadOS/iPhone13 or Later
- Android: 5.0 or Later

2.4G/ Kabelmodus

- Computer Windows/ USB-Port
- PC: Windows 7 or Later
- Mac: macOS 11 Big Sur Or Later (except in Color

In einigen Fällen, die Hintergrundbeleuchtung wird für 5 Minuten oder länger nicht mit Strom versorgt, im Schlafmodus. (Die Hintergrundbeleuchtung geht 5 Minuten ohne Betrieb in den Ruhemodus)

Ознакомление

Проводной режим и зарядка

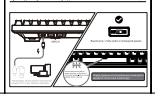

ИСПОЛЬЗОВАНИЕ

Bluetooth

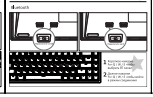

ИСПОЛЬЗОВАНИЕ

2,4G соединение

УРОВЕНЬ ЗАРЯДА БАТАРЕИ



УПРАВЛЕНИЕ ПОДСВЕТКОЙ

МУЛЬТИМЕДИЙНЫЕ КЛАВИШИ ДЛЯ WINDOWS

Нажмите Fn+A для переключения на Windows

МУЛЬТИМЕДИЙНЫЕ КЛАВИШИ ДЛЯ MAC

Нажмите Fn+L для переключения на MAC

Ссылка для скачивания драйверов：www.dugeninglcom/download/V

СИСТЕМНЫЕ ТРЕБОВАНИЯ

Режим Bluetooth

- Устройства с поддержкой BT5.0/ BT5.2/ BT5.3 или выше
- PC: Windows 7 or Later
- Mac: macOS 11 Big Sur Or Later (except in Color
- iOS: iPadOS/iPhone13 or Later
- Android: 5.0 or Later

ПРОВОДНОЙ/ 2.4ГЦ РЕЖИМ

- Компьютер с операционной СИСТЕМОЙ
- PC: Windows 7 or Later
- Mac: macOS 11 Big Sur Or Later (except in Color

В некоторых случаях подсветка выключается через 5 минут в спящем режиме.

紹介 製品説明

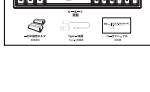

WIREDモード & 有線接続充電方法

ワイヤレスモード 初期接続

ブルートゥース接続 BT接続

ワイヤレスモード 初期接続

2.4GHz 2.4G接続

バッテリー残量リマインダー 電池電量提醒

バックライト制御 背光控制

Windows用のマルチメディアキー WINDOWS的多媒体键

Windowsモードに切り替え • 从Windows系统切换过来

MACOSのマルチメディアキーMACOS的多媒体键

MACモードに切り替え • 从MACOS系统切换过来

ドライバーのダウンロードアドレス：www.dugeninglcom/download/V

下載驅動程序網址：www.dugeninglcom/download/V

システム要件 系统要求

BT モード

- BT5.0/ BT5.2/ BT5.3 以降のコンピュータ・デバイス
- PC：Windows7 以
- Mac：macOS 11 Big Sur 以降（カラーを除く）
- iOS：iPadOS/iPhone13 以
- Android：5.0 以降

2.4G/ 有線モード

- コンピュータ Windows/USB ポート
- PC：Windows7 以
- Mac：macOS 11 Big Sur 以降（カラーを除く）

中国语

- PC：Windows 7 或更高版本的设备
- Mac：macOS 11 Big Sur 或更高版本（除彩色版本）
- iOS：iPadOS/iPhone13 或更高版本
- Android：5.0 或更高版本

有线/2.4G模式

- 带有USB端口的计算机
- PC：Windows 7 或更高版本
- Mac：macOS 11 Big Sur 或更高版本（除彩色版本）

在某些情况下，背光灯将不会通电5分钟或更长时间，处于睡眠模式。（背光灯将在无操作5分钟后进入睡眠模式）

FCC WARNING

This device complies with part 15 of the FCC Rules. Operation is subject to the following two conditions: (1) This device may not cause harmful interference, and (2) This device must accept any interference received, including interference that may cause undesired operation.

Any changes or modifications not expressly approved by the party responsible for compliance could void the user's authority to operate the equipment.

This equipment has been tested and found to comply with the limits for a Class B digital device, pursuant to part 15 of the FCC Rules. These limits are designed to provide reasonable protection against harmful interference in a residential installation. This equipment generates, uses and can radiate radio frequency energy and, if not installed and used in accordance with the instructions, may cause harmful interference to radio communications. However, there is no guarantee that interference will not occur in a particular installation. If this equipment does cause harmful interference to radio or television reception, which can be determined by turning the equipment off and on, the user is encouraged to try to correct the interference by one or more of the following measures:

—Reorient or relocate the receiving antenna.

—Increase the separation between the equipment and receiver.

—Connect the equipment into an outlet on a circuit different from that to which the receiver is connected.

—Consult the dealer or an experienced radio/TV technician for help.

FCC WARNING

FCC Radiation Exposure Statement

This equipment complies with FCC radiation exposure limits set forth for an uncontrolled environment.

This equipment must not be co-located or operating in conjunction with any other antenna or transmitter.

BATTERIES

Ensuring that batteries (battery pack or batteries installed) shall not be exposed to excessive heat such as sunshine, fire or the like.

Disposal of a battery into fire or an oven is hazardous or may result in an explosion or a leakage of flammable liquid or gas.

Disposal of a battery into fire or a hot oven, or mechanically crushing or cutting a battery, that may result in an explosion.

Leaving a battery in an extremely high temperature surrounding environment that may result in an explosion or the leakage of flammable liquid or gas.

A battery subjected to extremely low air pressure that may result in an explosion or the leakage of flammable liquid or gas.

USED STATEMENT

This device contains Science-sensor, transmitter(Internal), that comply with 1 accessories, Science-sensor, transmitter(Internal) are operated at 2.4GHz band. This device complies with the following conditions:

1.Science-sensor, transmitter(Internal) is a leading interference, that may cause undesired operation of the device.

2.Science-sensor, transmitter(Internal) must tolerate any interference received, including interference that may cause undesired operation of the device.

3.Changes or modifications not expressly approved by the party responsible for compliance could void the user's authority to operate the equipment.

4.To maintain compliance with FCC RF exposure compliance requirements, Science-sensor, transmitter(Internal) must be installed and used with a minimum distance of 20 cm between the radiator and your body.

5.Science-sensor, transmitter(Internal) and its antenna must not be co-located or operating in conjunction with any other antenna or transmitter.

6.Avoid exposing the keyboard to liquids.

7.Operate the keyboard within normal temperature and humidity. Do not place the keyboard in a high-temperature environment. Do not place the keyboard in a humid environment.

8.Unauthorized modification voids the keyboard warranty.

NCC警語

經型式認可的低功率電波輻射性電機設備，未經許可，公司、商號或使用者均不得擅自變更頻率、加大功率或變更原設計之特性及功能。低功率電波輻射性電機設備之操作不得影響航空安全及干擾合法通信；經發現有干擾現象時，應立即停止使用，直至證明未再產生干擾為止。前項合法通信，指依電信法管理之無線電通信。低功率電波輻射性電機設備須忍受合法通信或工業、科學及醫療用電波輻射性電機設備之干擾。

Certified low power radio-electric equipment, unauthorized, company, trademark or user shall not change the frequency, increase power or change the original design characteristics and functions. Low power radio-electric equipment operation should not affect aviation safety and interfere with legal communications. If interference is found, stop using it until it is no longer interfered. The above-mentioned legal communications are legal communications regulated by the Telecommunications Act. Low power radio-electric equipment must tolerate legal communications or industrial, scientific and medical low-power radio-electric equipment.

WHEN USING A KEYBOARD

1.Maintain proper posture and avoid excessive exercise injury.

2.Avoid long-term use of the keyboard.

3.Clean the keyboard regularly to maintain hygiene and health.

4.Avoid exposing the keyboard to liquids.

5.Operate the keyboard within normal temperature and humidity. Do Not place the keyboard in a high-temperature environment. Do Not place the keyboard in a humid environment.

6.Unauthorized modification voids the keyboard warranty.

Have an issue with one of our RK products?

Call RK DIRECT(US only) Mon-Fri 8am-5pm for assistance.
Aus call ☎ 1800 to speak to an expert ☎ for instant ☎ video remote assistance!
Ring RK DIRECT ☎ ☎ ☎

RK MECHANICAL KEYBOARD

Email ✉ us. This product has warranty and ☎ lifetime tech support. Email us ✉ or ☎ us for assistance. Visit our website for more information, ☎ more information and ☎ ring ☎ RK MECHANICAL KEYBOARD

Email ✉ us: Tech@rkmechanicalkeyboard.com

Visit our website: www.rkmechanicalkeyboard.com

Ring ☎ us: 1800 RK DIRECT (1800 745 3287)

Media Inquiries: media@rkmechanicalkeyboard.com

Executive: 1800RK DIRECT 1800 745 3287

Media Inquiries: media@rkmechanicalkeyboard.com

RK MECHANICAL KEYBOARD