

Test setup photos of EUT


1. Orthogonal plane of EUT

- The testing was set in the three orthogonal planes and measured for each position (X, Y, Z).

X-axis



Y-axis



Z-axis




Model name: QSC01

2. Photos of Radiated Spurious Emission Test (Below 1 GHz)




Model name: QSC01

3. Photo of Radiated Spurious Emission Test (Above 1 GHz)



4. Photo of Conducted test



Model name: QSC01

5. Photo of AC Power line emission test



Model name: QSC01