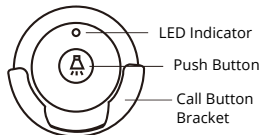


WIRELESS CALL BUTTON MODEL: F007 USER MANUAL



Introduction



CALL BUTTON

The wireless call button works with the wireless calling & alarm system Q034G and it allows individuals, residents, customers, loved ones to alert caregiver/service staff for assistance by pressing the button. It works as a nurse call button in facilities such as clinic, medical center, care facilities, hospital, retirement home or as a service call button in other sectors including hospitality, education and more.

Product Specifications

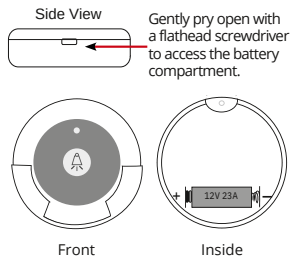
- Frequency: 433MHz
- Operating Range: 300 ft or 100m (in open area)
***Note: surrounding metal walls or other electronic devices might interfere or affect the signal range.**
- Power Supply: 12V23A battery

Features

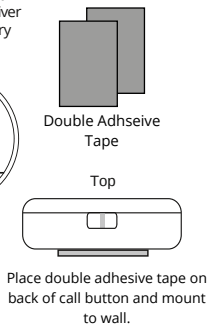
- **Easy & Simple to Use**
The wireless nurse call button allows individuals to signal caregivers or service staff for assistance remotely with a simple push on the call button
- **Multi-functional Call Button**
The call button can be converted as a pendant and worn around the neck with lanyard or fix it to a wall in bed/bathroom with adhesive tapes/screws.
- **Smart & Portable Alert**
The call button works with Q034G wireless central monitoring unit system, pager and many more. Caregivers can receive alert remotely anytime on the go.

Instructions

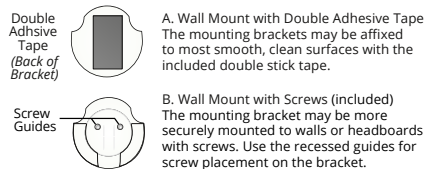
Insert Batteries into Call Buttons



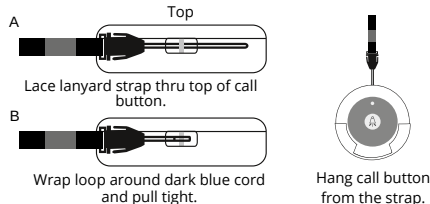
Mount Call Buttons with Adhesive Tape



Mount Call Button to Wall with Bracket (Optional)



Lace Lanyard Strap thru Call Button (Optional)



FCC STATEMENT

This device complies with Part 15 of the FCC rules. Operation is subject to the following two conditions:
1) this device may not cause harmful interference, and
2) this device must accept any interference received, including interference that may cause undesired operation.

Changes or modifications not expressly approved by the party responsible for compliance could void your authority to operate the equipment.

NOTE: This equipment has been tested and found to comply with the limits for a Class B digital device, pursuant to Part 15 of the FCC Rules. These limits are designed to provide reasonable protection against harmful interference in a residential installation. This equipment generates uses and can radiate radio frequency energy and, if not installed and used in accordance with the instructions, may cause harmful interference to radio communications. However, there is no guarantee that interference will not occur in a particular installation. If this equipment does cause harmful interference to radio or television reception, which can be determined by turning the equipment off and on, the user is encouraged to try to correct the interference by one or more of the following measures:

- Reorient or relocate the receiving antenna.
- Increase the separation between the equipment and receiver.
- Connect the equipment into an outlet on a circuit different from that to which the receiver is connected.
- Consult the dealer or an experienced radio/TV technician for help.