



Dongguan Songhui Co.,LTD

规格承认书
SPECIFICATION FOR APPROVAL

编号: 2024071801
File No. _____

版本: 1.0
Revision _____

型号 A1
Model: A1

客户料号
CUSTOMER NO: _____

品名 2.4-5.8GHz Antenna L=150MM
PART NAME: _____

供方料号 SL186P300067.P01
SUPPLIER NO: _____

送样日期 Date: _____ 送样数量 Q'TY: _____ PCS

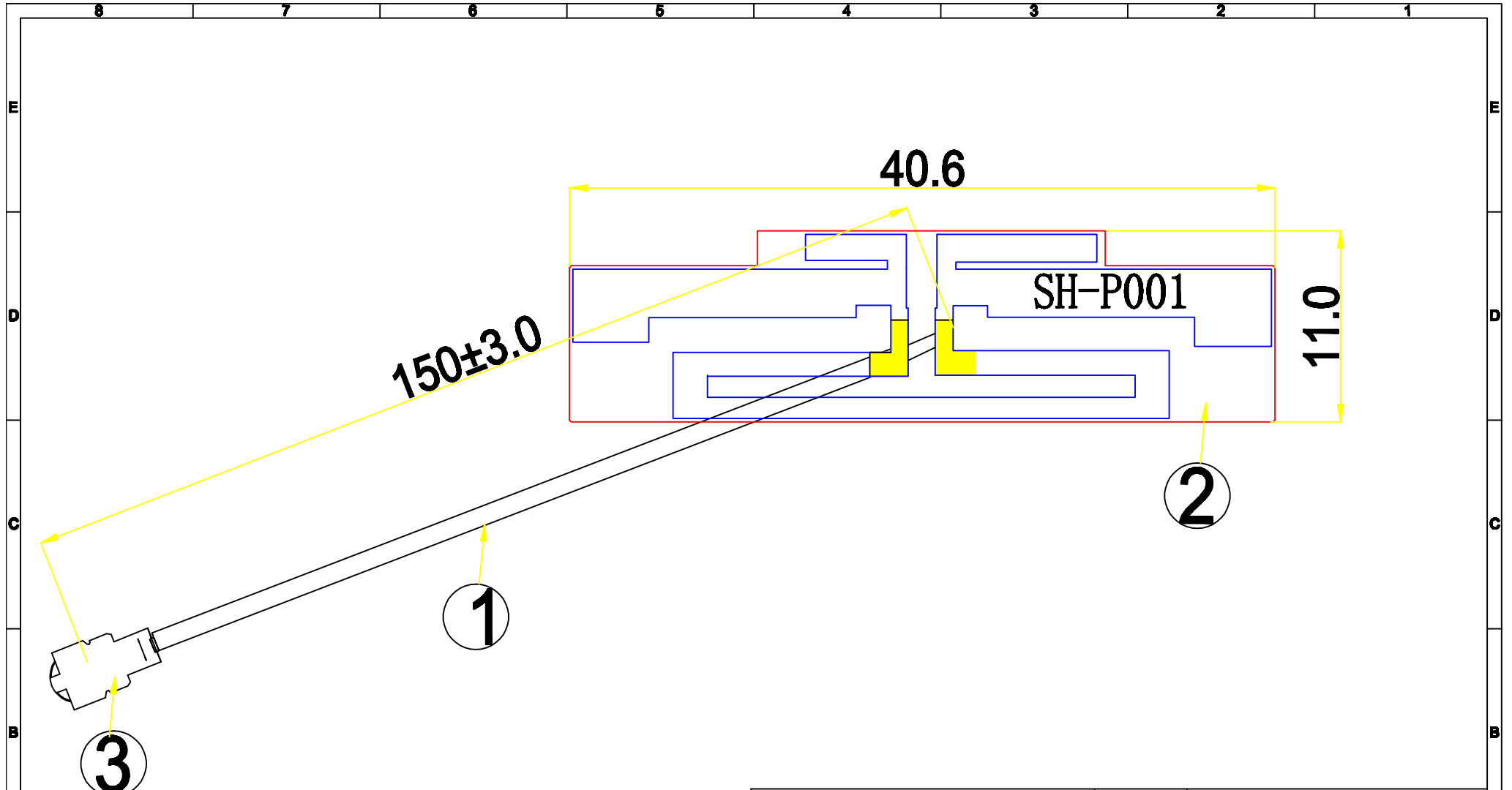
客户确认 CUSTOMER APPROVED BY		
APPROVAL	CHIEF	SUPERVISOR

供方确认 SUPPLIER SIGNATURE		
APPROVAL	CHECK	DESIGN
sunny	ZouJie	LuoYi

SH-RD-F04

承认书项目表

NO.	内容 (Contents)	页数 (Number of Page)	页码 (Page Code)
1	承认书封面 (Spec Cover)	1	1
2	承认书项目表 (Spec Item)	1	2
3	工程成品图 (Drawing)	1	3
4	电性测试报告 (Test Reports)	1	4
5	S参数测试 (S Parameter)	1	5
6	增益测试 (Gain Test)	1	6
7	测试报告	1	7
8			
9			
10	-	-	-
11	-	-	-
12	-	-	-



3	MHF1	o.d.1.13专用	1
2	FPC	40.6*9.0mm	1
1	Coaxial Cable	O.D.1.13 Gray	1
NO	PART NAME	DESCRIPTION	Q.TY

			CUSTOMER			
			PART NO			
			TITLE		2.4-5.8GHzAntenna L=150mm	
			S.H P/NO		SL186P.300067.P01	
	TOLERANCE UNLESS OTHERWISE SPECIFIED		SIZE	DRAWN	CHECKED	APPROVED
	UNIT:mm	ANGLES ±0.5°	X. ±2.0	A4	LUOYI	ZOUJIE
	SHEET: 1/1	X.XX ±0.2	XX. ±5.0			
	SCALE: 1/1	X.X ±0.5	DATE:2024-07-18			



电性测试报告

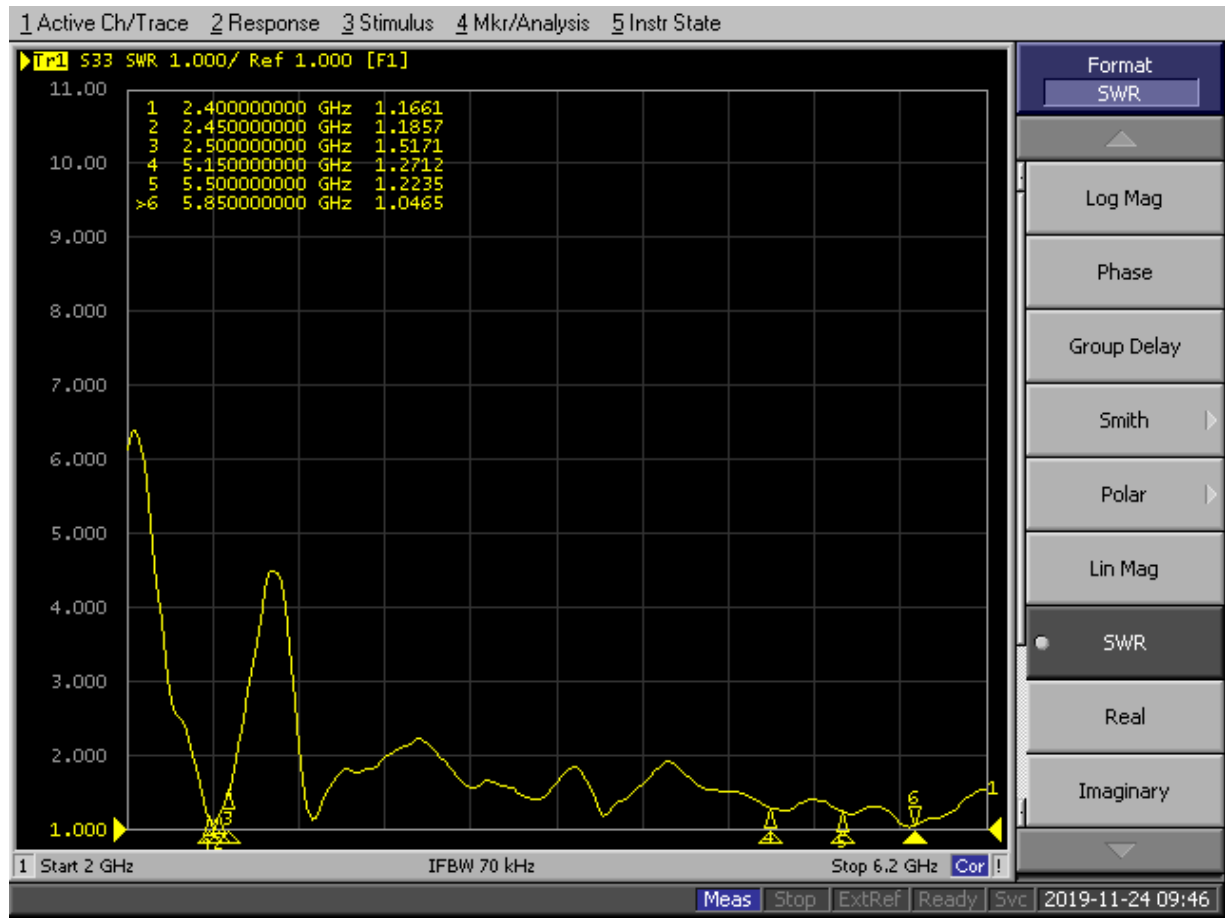
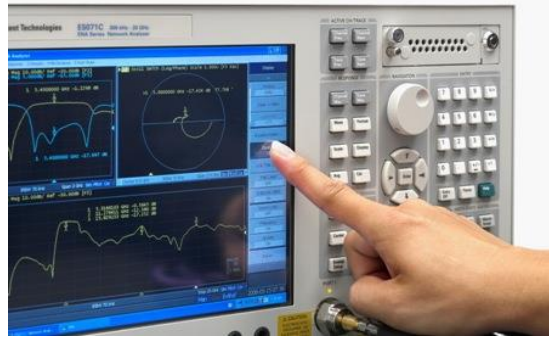
Test Reports

Electrical Properties	
Frequency	2.4~2.5GHz 5.15~5.85GHz
Impedance	50 Ohm Nominal
V.S.W.R	1.92 : 1 Max
Return Loss	-10 dB Max
Radiation	Omni-directional
Gain (Peak)	4.01dBi for 2.4GWIFI;3.4dBi for 5GWIFI
Cable Loss	3.2 dB / m Max @ 2450 MHz
Polarization	Linear, Vertical
Admitted Power	1 W
Connector	MHFone generation
Physical Properties	
Antenna Material	PCB柔性板
Cable Type	O.D. 1.13mm // L= 150mm
Operating Temp.	-10 ~ +60 °C
Storage Temp.	-10 ~ +70 °C
Cable Color	BLACK

S 参数测试

S Parameter Test

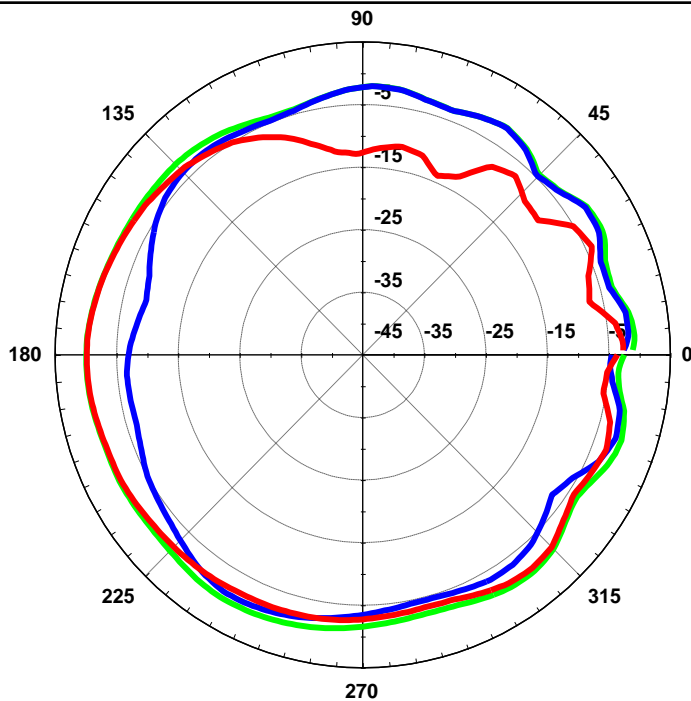

Agilent E5071C





增益测试 Gain Test

*Antenna
Radiation
Pattern
VS
Gain*

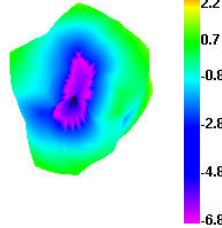


Gain, Efficiency

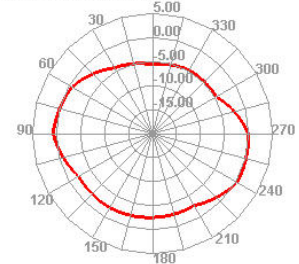
Freq (MHz)	Effi (%)	Gain (dBi)
2400	73.77	3.15
2410	84.89	3.74
2420	84.77	3.79
2430	83.1	3.86
2440	79.3	3.86
2450	79.78	3.96
2460	81.89	4.01
2470	81.63	3.91
2480	84.47	3.96
2490	84.66	3.89
2500	87.35	3.94

2400.00MHz - 2500.00MHz

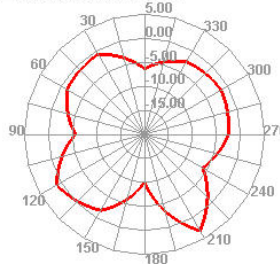
2400.000MHz



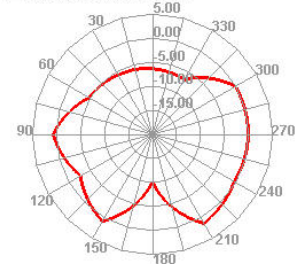
2400.000MHz H



2400.000MHz E1



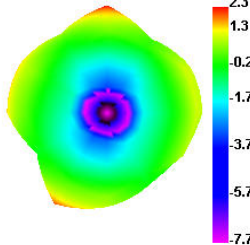
2400.000MHz E2



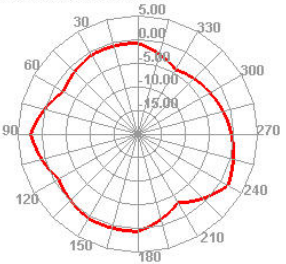
Freq (MHz)	Effi (%)	Gain (dBi)
5100	58.26	2.3
5150	57.2	2.25
5200	51.57	1.83
5250	48.6	1.64
5300	56.89	2.07
5350	57.1	1.75
5400	71.62	2.53
5450	60.59	1.1
5500	61.62	1.24
5550	66.88	1.44
5600	65.71	1.89
5650	66.69	1.82
5700	64.32	2.65
5750	65.12	2.51
5800	68.67	3.24
5850	72.54	3.4
5900	69.18	3.33

5100.00MHz - 5900.00MHz

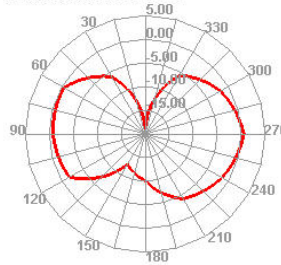
5100.000MHz



5100.000MHz H



5100.000MHz E1



5100.000MHz E2

