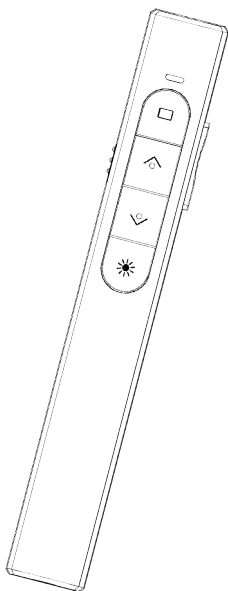


Instruction

激光遥控翻页笔说明书

使用产品之前,请仔细阅读本说明书,并妥善保管以供日后参考。



产品简介

本产品是专门为电脑及多媒体投影设计的一款电子产品,它除了具有传统的镭射教鞭的功能之外,还可以通过简单地按动上下翻页按钮,以无线的方式遥控电脑进行远程的翻页操作。广泛用于产品演示,电化教学,会议及培训等众多场合。

产品规格

- | | |
|----------------------|---------------------------------|
| 1.主要材质: ABS | 11.支持系统: Windows,Mac OS, Linux等 |
| 2.工作频率: 2405-2456MHz | 12.兼容接口: USB-A接口 |
| 3.激光距离: <200m | 13.产品尺寸: 131*19*13mm (±2mm) |
| 4.遥控距离: 50m+ | |
| 5.激光颜色: 红光 | |
| 6.激光波长: 635-650nm | |
| 7.电池类型: 锂电池 | |
| 8.电池容量: 200mAh | |
| 9.工作电压: 3.7V | |
| 10.充电接口: Micro充电口 | |

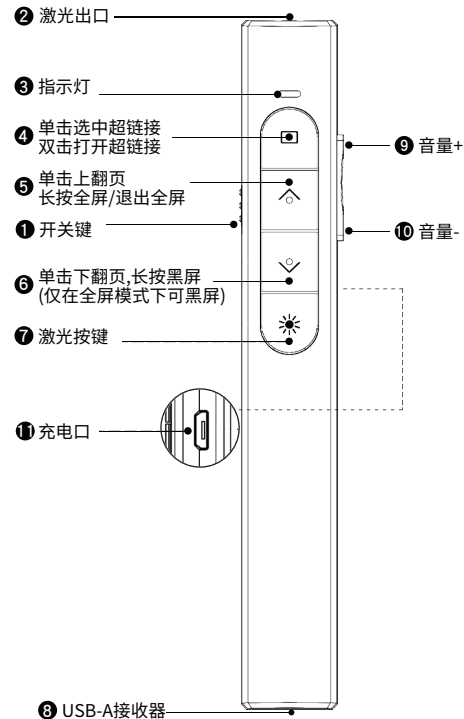
功能说明

将电池放入产品中后,将底部接收器插入USB接口的电脑上,打开产品的开关键,同时打开PPT文件,对准幕布或者其他显示设备即可开始演示。

警告事项

- 1.禁止拆卸、撞击、积压或投入火中!
- 2.若出现严重膨胀,请勿继续使用!
- 3.请勿至于高温环境中!
- 4.禁止将激光直射自己或他人的眼睛,否则会对眼睛造成严重损伤!

使用说明

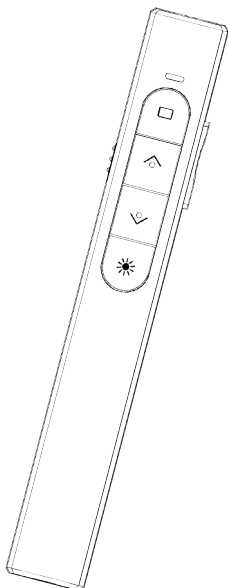


请勿自行对本机器进行维修,或是更换其中任何零件(除非本手册有特别指示相关做法)。请将维修事宜完全交给您的经销商或是授权代理商。

Instruction

Wireless Presenter

Before using the product, please read this manual carefully and Keep it properly for future reference.



Product Introduction

This product is an electronic product specially designed for computers and multimedia projection. In addition to the traditional laser pointer function, it can also remotely turn the computer remotely by simple pressing the page up and down buttons. Operation, users can move freely in the classroom or presentation hall, closer to the audience, increase good interaction, freely flip the page in a static state, and get wonderful results. Widely used in product demonstrations, e-learning, conferences and training and many other occasions.

Product specifications

- | | |
|---|--|
| (1) Main material: ABS | (11) Operating system: Windows, Mac OS, Linux, etc |
| (2) Working frequency: 2405-2456MHz | (12) Compatible interfaces: USB-A interface |
| (3) Laser control distance: <200m | (13) Product size: 131*19*13mm (±2mm) |
| (4) Remote control distance: 50m+ | |
| (5) Laser color: red laser | |
| (6) Laser wavelength: 635-650nm | |
| (7) Battery type: lithium battery | |
| (8) Battery capacity: 200mAh | |
| (9) Working voltage: 3.7V | |
| (10) Charging port: Micro charging port | |

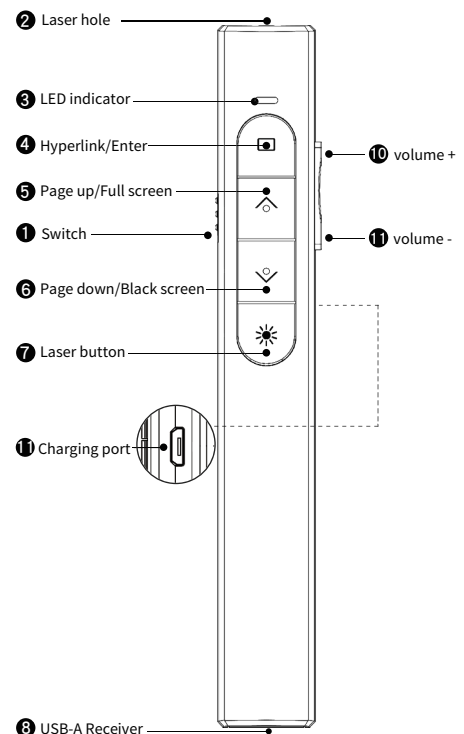
Function Description

Insert the bottom receiver into the computer with USB interface after putting the battery into the product, then open the button on the product, open the PPT file at the same time, and point at the curtain or other display device to start the demonstration.

Cautions

- (1) Do not disassemble, bump, crush or throw it into fire!
- (2) If severe swelling occurs, do not continue to use it!
- (3) Do not place in high temperature environment!
- (4) Do not use the laser to directly shine on yourself or others' eyes, otherwise it will cause serious damage to the eyes!

Instructions for use



Do not repair or replace any part of the machine yourself (unless specifically instructed in this manual). Please complete the repairs to your dealer or authorized agent.

FCC Statement

This equipment has been tested and found to comply with the limits for a Class B digital device, pursuant to part 15 of the FCC Rules. These limits are designed to provide reasonable protection against harmful interference in a residential installation. This equipment generates, uses and can radiate radio frequency energy and, if not installed and used in accordance with the instructions, may cause harmful interference to radio communications. However, there is no guarantee that interference will not occur in a particular installation. If this equipment does cause harmful interference to radio or television reception, which can be determined by turning the equipment off and on, the user is encouraged to try to correct the interference by one or more of the following measures:

- Reorient or relocate the receiving antenna.
- Increase the separation between the equipment and receiver.
- Connect the equipment into an outlet on a circuit different from that to which the receiver is connected.
- Consult the dealer or an experienced radio/TV technician for help.

Caution: Any changes or modifications to this device not explicitly approved by manufacturer could void your authority to operate this equipment.

This device complies with part 15 of the FCC Rules. Operation is subject to the following two conditions: (1) This device may not cause harmful interference, and (2) this device must accept any interference received, including interference that may cause undesired operation.

RF Exposure Information

The device has been evaluated to meet general RF exposure requirement. The device can be used in portable exposure condition without restriction.