

- 15.Never transport this product with any liquids in it. Be sure to drain the liquid before transportation.
- 16.Do not touch the mist nozzle. It become very hot during use.
- 17.Keep flammable materials at least 3 feet away from mist nozzles.
- 18.Do not swallow or inhale liquid mist. If the mist contacts the skin or eyes, rinse thoroughly with water and contact a doctor.
- 19.Always allow the machine to cool down before cleaning or maintenance.

WARRANTY

We sincerely hope that our products can meet your needs and expectations. We assure you that the product sold through our shop will have a 12 months warranty and lifetime after-sale service. If you have any dissatisfaction after receiving the goods, I hope you Being able to contact us as soon as possible, no matter what the situation, we will definitely provide a solution to your satisfaction. Please contact us at the following email address: info@baisunlight.com.

06

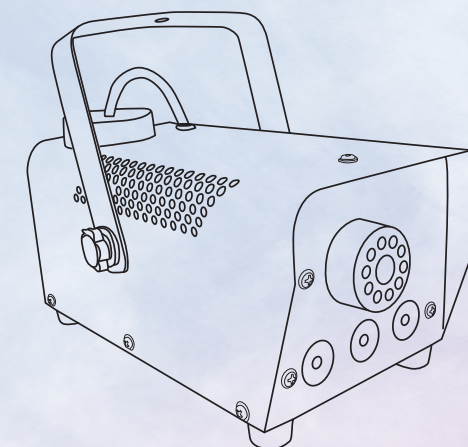
Caution

- 1.Risk of electric shock! Before refilling the mist liquid, before cleaning the fog machine, or before performing other operations, disconnect the electrical appliances from the power source.
- 2.Check the liquid level before and during use to ensure that there is enough liquid in the water tank. Operating the fog machine without fluid can cause serious damage to the fog machine.
- 3.Keep away from children, this product is for adult use only.
- 4.Only use qualified fog liquid.
- 5.Do not put any kind of flammable liquids (such as gasoline, oil, alcohol, perfume, etc.) into the mist tank, and do not mix these liquids with atomized liquids.
- 6.Before using the machine, make sure that the fuel tank is full.
- 7.Attempting to operate the machine without fluid will cause it to overheat and damage the pump.
- 8.Do not leave this machine unattended during use.
- 9.Do not point the machine directly at people or animals during use.
- 10.Do not aim the machine at an open flame during use.
- 11.Place the fog machine in a well-ventilated place during use.
- 12.Do not cover any ventilation holes on the machine, and leave at least one foot of space around the machine when the machine is working, so that the air entering and leaving the machine can flow freely.
- 13.If your machine stops working normally, please unplug the power plug immediately, drain the fog liquid from the fuel tank, and contact a professional electrician to repair the machine.
- 14.If the power cord is cut or damaged in other ways, you must contact a professional electrician for repair.

05

USER MANUAL

Light up the stage, light up life



Email:service@baisunlight.com

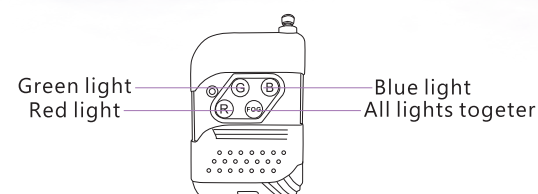
Main Technical specifications

Voltage:AC 110-130V 50Hz
Warm-up time: 3-5 minutes
Power: 500W
Tank capacity: 250ml
Weight: 1.8 kg
Remote control effective distance: 10 meters
Length x width x height: 24cm x 12.2cm x 11.5cm

Maintenance

- 1.Keep the appliance dry.
- 2.The machine is plugged in at the rated voltage before use.
- 3.When in use, place the fog machine in a well-ventilated place.
- 4.Always keep this fog machine in an upright position.
- 5.Do not use it on uneven surfaces.
- 6.Before refilling the fuel tank, be sure to unplug the machine's power plug.
- 7.This fog machine is not waterproof or corrosion resistant.
- 8.If the machine gets damp and the mist enters the machine, please unplug the machine immediately and contact a professional for repair.

04

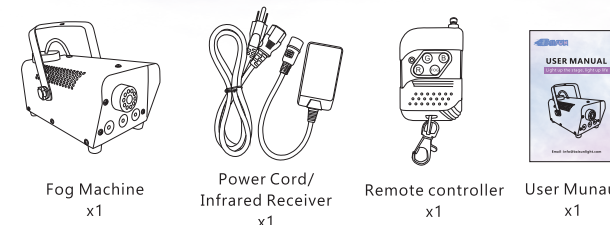


Operating Instructions

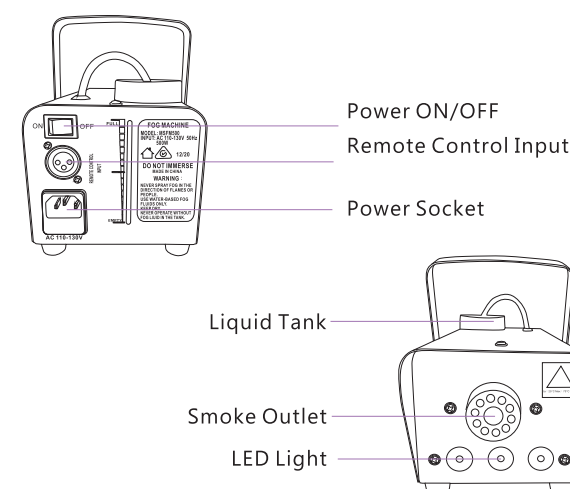
1. Remove all packages, open the tank, and pour in a suitable high-quality atomizing liquid (not included in the package);
2. Plug the fog machine into the power cord, warm up for about 3~5 minutes before using;
- 3. Remote use:**
 - a: Press "R": red fog effect;
 - b: Press "B": blue fog effect;
 - c: Press "G": green fog effect;
 - d: Press "Fog": RGB colors will glow together and create a gradual lighting effect together with the fog.
4. If the fog machine stops working, please reheate it. After the temperature drops, it takes time to warm up again.
5. Please keep the cooker hood dry and unplug the power plug when not in use.

03

Accessories Description



Key Description



02

Thank you for purchasing BAISUN products. We hope it can bring happiness and brilliance to your life. Please read this user manual carefully before use. The instruction manual contains necessary safety recommendations and user instructions, please operate following the manual book. Meanwhile, please keep this manual well for using at any time.

We hope you are 100% satisfied with our products, so we are very willing to listen to your valuable comments. We attach great importance to the opinions of our customers, and each of your suggestions will help us improve the quality of our products and services. Therefore, please feel free to contact us via the email address and we will reply as soon as possible, if you have any questions.

Email:service@baisunlight.com

01

FCC Warning:

Changes or modifications not expressly approved by the party responsible for compliance could void the user's authority to operate the equipment. This equipment has been tested and

found to comply with the limits for a Class B digital device, pursuant to Part 15 of the FCC Rules. These limits are designed to provide reasonable protection against harmful interference in a residential installation. This equipment generates uses and can radiate radio frequency energy and, if not installed and used in accordance with the instructions, may cause harmful interference to radio communications. However, there is no guarantee that interference will not occur in a particular installation. If this equipment does cause harmful interference to radio or television reception, which can be determined by turning the equipment off and on, the user is encouraged to try to correct the interference by one or more of the following measures:

- - Reorient or relocate the receiving antenna.
- - Increase the separation between the equipment and receiver.
- - Connect the equipment into an outlet on a circuit different from that to which the receiver is connected.
- - Consult the dealer or an experienced radio/TV technician for help.

This device complies with part 15 of the FCC Rules. Operation is subject to the following two conditions: (1) This device may not cause harmful interference, and (2) this device must accept any interference received, including interference that may cause undesired operation.