


Appendix II

Setup Photographs **Project No.: 4791806224-1**

Radiated Band edge and Spurious Emission (Above 1 GHz)


X axis (final)




Y axis




Z axis



CONDUCTED EMISSION



RADIATED RF MEASUREMENT SETUP (30MHz~1GHz)



RADIATED RF MEASUREMENT SETUP (Below 30MHz)

