



USER MANUAL

Conference Microphone

I. Product Preview

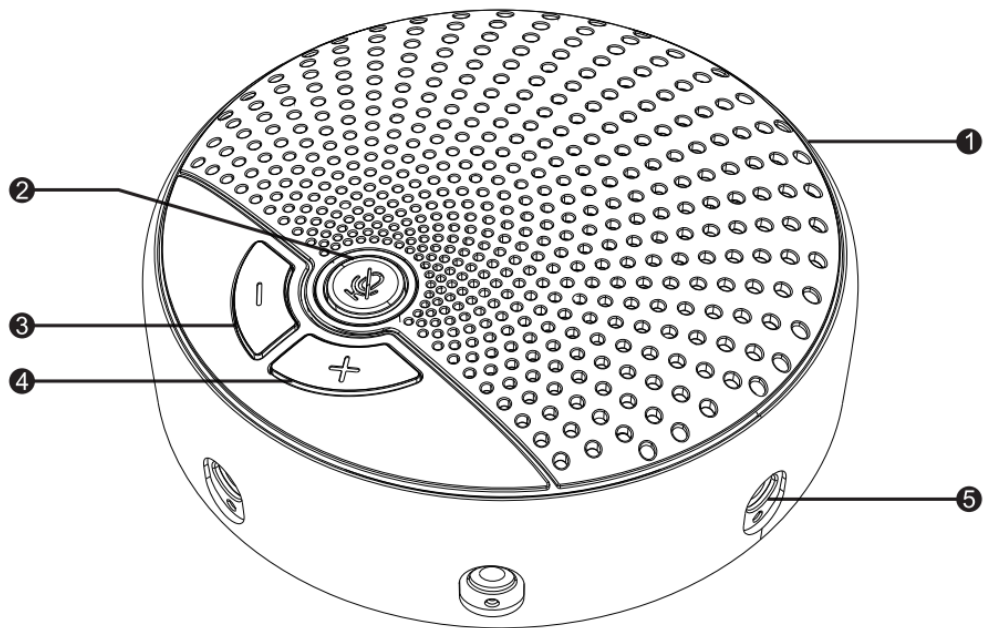


Fig i Speaker

- ① USB-C Charging Port
- ② Mute/ Unmute (The blue indicator lights up for recording status)
- ③ volume-
- ④ volume+
- ⑤ 3.5mm Socket

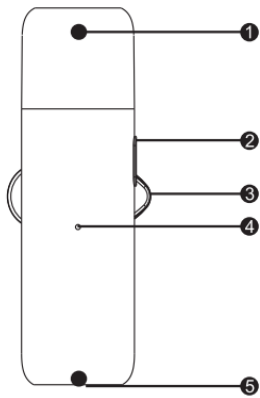


Fig ii Transmitter

①Omnidirectional Microphone (360° pick-up)

②Power Button

③Lapel Clip

④Power Indicator

⑤USB-C Charging Port

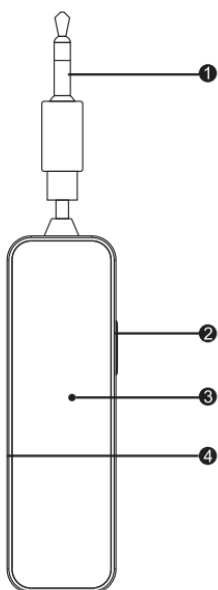


Fig iii Receiver

- ① 3.5mm Plug
- ② Power Button
- ③ Power Indicator
- ④ USB-C Charging Port

II. How to use

1. Connect the Speaker to the computer with a USB-c cable and a USB adaptor;

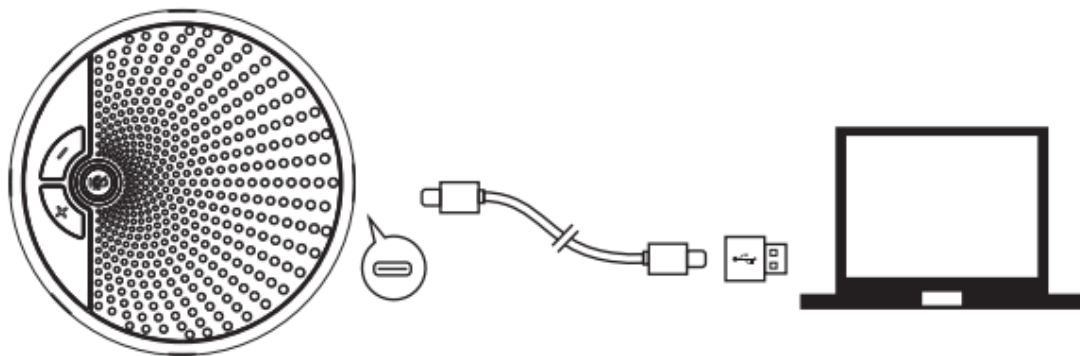


Fig iv

2. Plug the receivers into the Speaker;

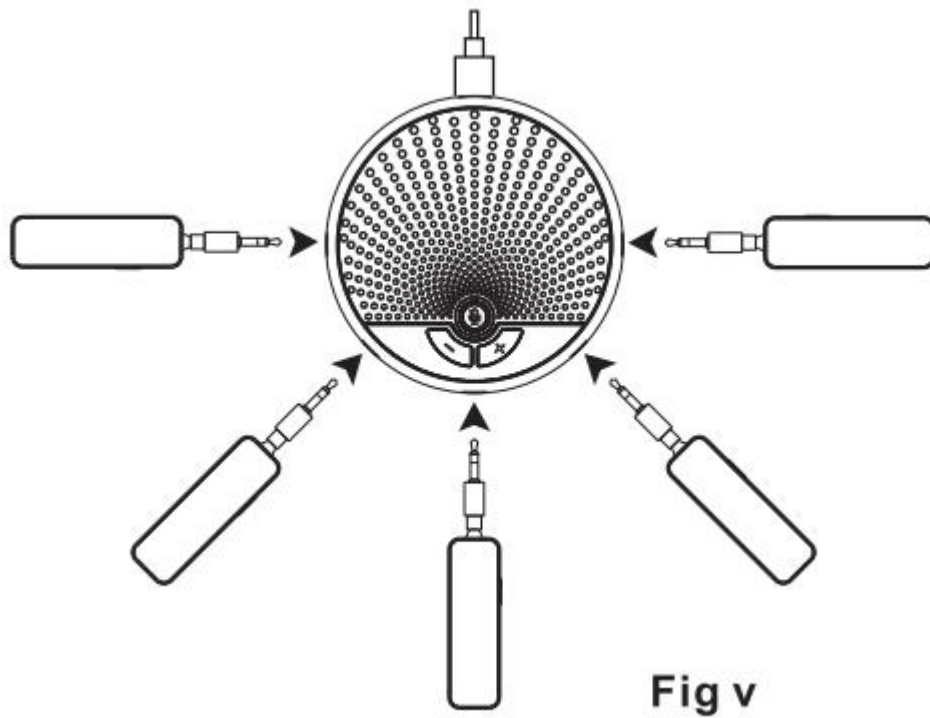


Fig v

3. Power on the transmitters and receivers, the green indicator of the transmitters and receivers are both on, and then you can start using them.

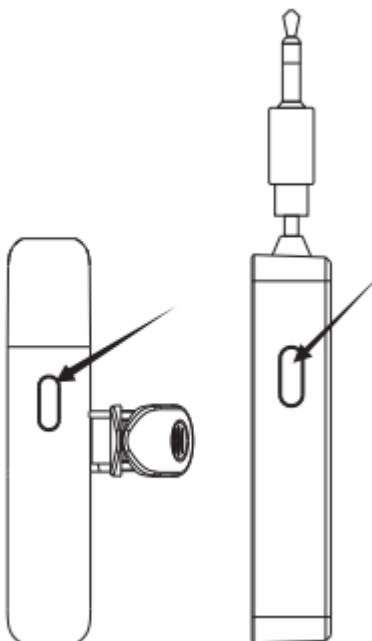


Fig vi

III. Indicator Light Instructions

Speaker	Unmute	Blue light on
	Muted	Blue light off
Transmitter& Receiver	connected	Steady green
	Low battery state	Slow flashing red
	While charging	Steady red
	finished charging	Red light off

IV. Product Parameters

Charge input	5V 2A
Charging time	1h
Talktime	10h
Frequency Range	120Hz- 20KHz
Working Frequency	2402-2480MHz
Working Range	20m
Application System	Windows XP/7/8/10 and mobile phone systems, plug and use, no need to install drivers

Speaker

Driver size	1*2 inches (internal magnetic horn)
Frequency Response	100Hz-16KHz
Rated output power	5W RMS
Audio Input Interface	3.5mm jack (5 ports in total)
Function	Volume+, Volume-, mute/ unmute
Output Interface	USB-C jack

Transmitter (Microphone)

Pickup Mode	Omnidirectional (360° pick-up)
Power Supply	Built-in 110maH lithium battery
Charging Port	5V 500MA (USB-C input)

Receiver

Power Supply	Built-in 110maH lithium battery
Charging Port	5V 500MA (USB-C input)
Audio output interface	3.5mm plug

V. Packing List

Speaker X1, Transmitter X5, Receiver X5, USB-C cable X1, 1-in-10 charging cable X1

VI. Radio Frequency exposure statement

This equipment complies with the FCC radiation exposure limits set forth for an uncontrolled environment. This transmitter must not be co-located or operating in conjunction with any other antenna or transmitter.

FCC Warning

This device complies with Part 15 of the FCC Rules. Operation is subject to the following two conditions:

(1) This device may not cause harmful interference, and (2) this device must accept any interference received, including interference that may cause undesired operation.

NOTE 1: This equipment has been tested and found to comply with the limits for a Class B digital device, pursuant to part 15 of the FCC Rules. These limits are designed to provide reasonable protection against harmful interference in a residential installation. This equipment generates uses and can radiate radio frequency energy and, if not installed and used in accordance with the instructions, may cause harmful interference to radio communications. However, there is no

guarantee that interference will not occur in a particular installation. If this equipment does cause harmful interference to radio or television reception, which can be determined by turning the equipment off and on, the user is encouraged to try to correct the interference by one or more of the following measures:

- Reorient or relocate the receiving antenna.
- Increase the separation between the equipment and receiver.
- Connect the equipment into an outlet on a circuit different from that to which the receiver is connected.
- Consult the dealer or an experienced radio/TV technician for help.

NOTE 2: Any changes or modifications to this unit not expressly approved by the party responsible for compliance could void the user's authority to operate the equipment.

VII. Customer Service

- 18-month limited warranty
- Lifetime technical support
- Our warranty is additional to the legal rights customers have buying this product



Pre-sales customer service: sales@balila-audio.com

After-sales customer service : vip@balila-audio.com

Website: <https://www.balila-audio.com>

If you have any questions, please feel free to contact us.