



Shenzhen CTA Testing Technology Co., Ltd.

Room 106, Building 1, Yibaolai Industrial Park, Qiaotou Community, Fuhai Street, Bao' an District, Shenzhen, China

RF Exposure Evaluation

FCC ID: 2A44J-J300

Measuring Standard

FCC Part 1(1.1310) and Part 2(2.1091)

KDB 680106 D01 RF Exposure Wireless Charging Base App v03

Test Configuration

The test distance is from the center of the probe to the edge of the EUT.

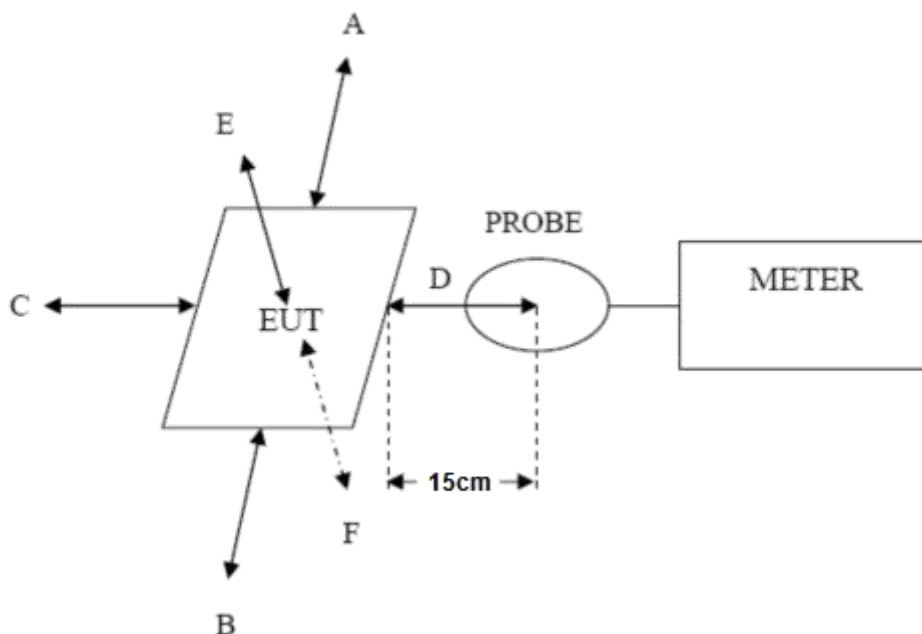
The test distance of Position E on the front side is 20cm, the test distance of Position A,B,C,D is 15cm using the equipment list above for determining compliance with the MPE requirements of FCC Part 1.1310.

The RF power density was measured at Under maximum load test.

The test distance of Position E on the front side is 20cm, the test distance of Position A,B,C,D is 15cm, the field probes were positioned at the location where there is maximum field strength. The maximum E-field and H-field is reported below.

This device uses a wireless charging circuit for power transfer operating at the frequency of 112KHz -205kHz. Thus, the 300kHz limits were used: E-field Limit = 614 (V/m); H-field limit = 1.63 (A/m).

TEST Setup





Shenzhen CTA Testing Technology Co., Ltd.

Room 106, Building 1, Yibaolai Industrial Park, Qiaotou Community, Fuhai Street, Bao' an District, Shenzhen, China

TEST Limits

| Frequency range (MHz) | Electric field strength (V/m) | Magnetic field strength (A/m) | Power density (mW/cm ²) | Averaging time (minutes) |
|--|-------------------------------|-------------------------------|-------------------------------------|--------------------------|
| (A) Limits for Occupational/Controlled Exposure | | | | |
| 0.3-3.0 | 614 | 1.63 | *100 | 6 |
| 3.0-30 | 1842/f | 4.89/f | *900/f ² | 6 |
| 30-300 | 61.4 | 0.163 | 1.0 | 6 |
| 300-1,500 | | | f/300 | 6 |
| 1,500-100,000 | | | 5 | 6 |
| (B) Limits for General Population/Uncontrolled Exposure | | | | |
| 0.3-1.34 | 614 | 1.63 | *100 | 30 |
| 1.34-30 | 824/f | 2.19/f | *180/f ² | 30 |
| 30-300 | 27.5 | 0.073 | 0.2 | 30 |
| 300-1,500 | | | f/1500 | 30 |
| 1,500-100,000 | | | 1.0 | 30 |

f = frequency in MHz * = Plane-wave equivalent power density

Measurement Uncertainty

The data and results referenced in this document are true and accurate. The reader is cautioned that there may be errors within the calibration limits of the equipment and facilities. The measurement uncertainty was calculated for all measurements listed in this test report acc. to TR-100028-01 "Electromagnetic compatibility and Radio spectrum Matters (ERM);Uncertainties in the measurement of mobile radio equipment characteristics; Part 1" and TR-100028-02 "Electromagnetic compatibility and Radio spectrum Matters (ERM);Uncertainties in the measurement of mobile radio equipment characteristics; Part 2 " and is documented in the KSIGN Testing Co., Ltd. quality system acc. to DIN EN ISO/IEC 17025. Furthermore, component and process variability of devices similar to that tested may result in additional deviation. The manufacturer has the sole responsibility of continued compliance of the device. Below is the best measurement capability for KSIGN Testing Co., Ltd.

| Test Items | Measurement Uncertainty | Notes |
|--|-------------------------|-------|
| All emissions,radiated(<30M)(9kHz-30MHz) | 2.20 dB | (1) |

Note(1): This uncertainty represents an expanded uncertainty expressed at approximately the 95% confidence level using a coverage factor of k=1.96.



Shenzhen CTA Testing Technology Co., Ltd.

Room 106, Building 1, Yibaolai Industrial Park, Qiaotou Community, Fuhai
Street, Bao' an District, Shenzhen, China

Measuring Device and Test Equipment

| Description | Manufacturer | Model | S/N | Cal. Until |
|-----------------------|----------------------------------|---------|---------|---------------|
| Probe FHP(1Hz-400kHz) | Narda Safety Test Solutions GmbH | EHP-50F | J-0015 | June 10, 2022 |
| Broadband Field Meter | Narda | NBM-550 | Q201455 | Sep 10, 2022 |
| PHONE 1 | HUAWEI | P40 | N/A | N/A |

TEST MODE

| MODE | TEST MODE DESCRIPTION |
|------|-----------------------------------|
| 1 | Wireless charging mode(Full load) |
| 2 | Wireless charging mode(Half load) |
| 3 | Wireless charging mode(Null load) |



Shenzhen CTA Testing Technology Co., Ltd.

Room 106, Building 1, Yibaolai Industrial Park, Qiaotou Community, Fuhai Street, Bao'an District, Shenzhen, China

TEST RESULT

☒ Passed

☐ Not Applicable

| | | | |
|---------------|------------------------|---------------|------------|
| EUT | Portable Power Station | Model Name. : | J300 |
| Pressure: | 1010hPa | Test Date: | 2022-03-05 |
| Test Voltage: | Output:15W(Max) | | |

E-Field Strength at 15 cm surrounding the EUT and 20cm above the top surface of the EUT

| EUT Side | Frequency Range (kHz) | Probe A (V/m) | Probe B (V/m) | Probe C (V/m) | Probe D (V/m) | Probe E (V/m) | Limits (V/m) |
|-----------|-----------------------|---------------|---------------|---------------|---------------|---------------|--------------|
| Full load | 112~205 | 0.94 | 0.90 | 0.95 | 0.82 | 3.01 | 614 |
| Half load | 112~205 | 0.85 | 0.87 | 0.92 | 0.77 | 2.94 | |
| Null load | 112~205 | 0.78 | 0.82 | 0.79 | 0.73 | 2.86 | |

H-Field Strength at 15 cm surrounding the EUT and 20cm above the top surface of the EUT

| EUT Side | Frequency Range (kHz) | Probe A (A/m) | Probe B (A/m) | Probe C (A/m) | Probe D (A/m) | Probe E (A/m) | Limits (A/m) |
|-----------|-----------------------|---------------|---------------|---------------|---------------|---------------|--------------|
| Full load | 112~205 | 0.44 | 0.55 | 0.58 | 0.53 | 0.73 | 1.63 |
| Half load | 112~205 | 0.42 | 0.50 | 0.53 | 0.49 | 0.62 | |
| Null load | 112~205 | 0.32 | 0.42 | 0.47 | 0.48 | 0.60 | |

Remark: The device meets the mobile RF exposure limit at a 15cm separation distance as specified in §2.1091 of the FCC Rules

Note: H-Field Strength less than 50% of the applicable MPE limit.




Shenzhen CTA Testing Technology Co., Ltd.

Room 106, Building 1, Yibaolai Industrial Park, Qiaotou Community, Fuhai Street, Bao' an District, Shenzhen, China

PHOTOGRAPHS OF TEST SETUP

Position E



Position A





Shenzhen CTA Testing Technology Co., Ltd.

Room 106, Building 1, Yibaolai Industrial Park, Qiaotou Community, Fuhai Street, Bao' an District, Shenzhen, China

Position B



Position C






Shenzhen CTA Testing Technology Co., Ltd.

Room 106, Building 1, Yibaolai Industrial Park, Qiaotou Community, Fuhai
Street, Bao' an District, Shenzhen, China

Position D



--THE END--