

Outdoor Decorative lights



Thank you for purchasing our product. To provide an excellent user experience, please follow these installation instructions and ensure their safety for future reference. Matters needing attention:

1. Before installation, please test whether the eaves lights are intact
2. Before installation, please confirm the distance between the lamps, with a maximum distance of 100cm. Before fixing the lamp holder, please ensure that the surface is clean.
3. The rated voltage of the product is 24 volts. The power supply voltage of the product is AC100-240V, and the output voltage is DC 24V, without the need for an additional voltage converter.
4. This product has good waterproof performance and will not be affected by moisture and rain, making it suitable for outdoor use.
5. Before installation, please confirm the required lighting effect. The lighting effect may vary depending on the location.


Common problem:

1. How long can the double-sided tape of the lamp holder be torn off and then attached?
We suggest immediately sticking the bracket onto a clean surface.
2. Can I directly plug it into the power source?
No, because the light is 24V and requires a suitable power adapter.

Installation Diagram



1. Keep the distance between the lamp head and the eaves at 100cm, and the lighting effect of the lamp string will be better



2. The interface between the lamp heads and the controller, as well as between the controller and the power supply, need to be screwed tightly to ensure waterproof performance.



3. Clean the surface with a cloth or tissue before installing the string lights



4. Stick the adhesive tape onto the accessory buckle



5. Align the lamp head with the accessory and press it tightly



6. Stick the light firmly onto the wall and press for 5 seconds

APP

1. Three ways to download the app

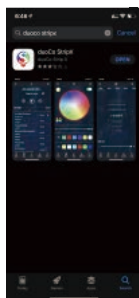
1. Scan the QR code (here or on the back of the Mini Controller)



2. Use iPhone to search for "duoCo StripX" in the AppStore



3. Use your phone to search for "duoCo StripX" in Google Play



Switch to the setting interface:



RGB color order: GRB

The number of points corresponds to the number (24PCS) of light
The number of points corresponds to the number (24PCS) of light
The number of points corresponds to the number (24PCS) of light

*Do not change the settings at will

If you change it, it will affect the normal use of the product:

- 1: The color should not match the remote control.
- 2: The change of the number of points will affect the dynamic effect of the light.

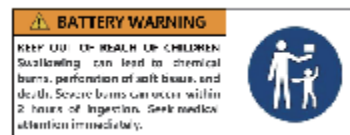
This device complies with part 15 of the FCC Rules. Operation is subject to the following two conditions: (1) this device may not cause harmful interference, and (2) this device must accept any interference received, including interference that may cause undesired operation.

Any changes or modifications not expressly approved by the party responsible for compliance could void the user's authority to operate the equipment.

NOTE: This equipment has been tested and found to comply with the limits for a Class B digital device, pursuant to Part 15 of the FCC Rules. These limits are designed to provide reasonable protection against harmful interference in a residential installation. This equipment generates, uses and can radiate radio frequency energy and, if not installed and used in accordance with the instructions, may cause harmful interference to radio communications. However, there is no guarantee that interference will not occur in a particular installation. If this equipment does cause harmful interference to radio or television reception, which can be determined by turning the equipment off and on, the user is encouraged to try to correct the interference by one or more of the following measures:

- Reorient or relocate the receiving antenna.
- Increase the separation between the equipment and receiver.
- Connect the equipment into an outlet on a circuit different from that to which the receiver is connected.
- Consult the dealer or an experienced radio/TV technician for help.

The device has been evaluated to meet general RF exposure requirement. The device can be used in portable exposure condition without restriction.



If you have any question after receiving the products, please contact our customer service, we will reply to you within 24 hours.