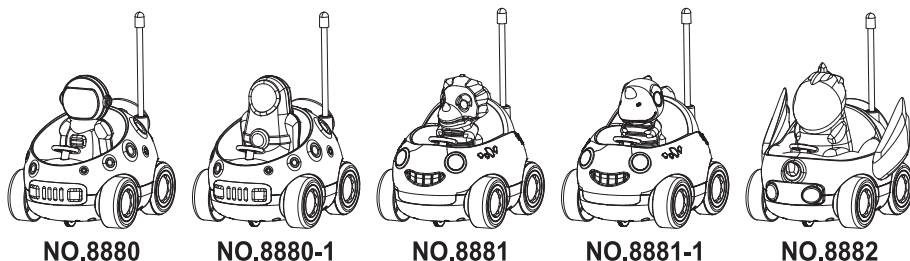
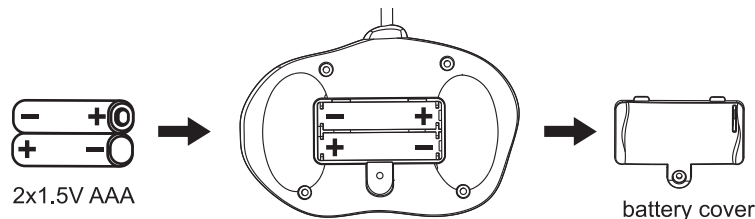
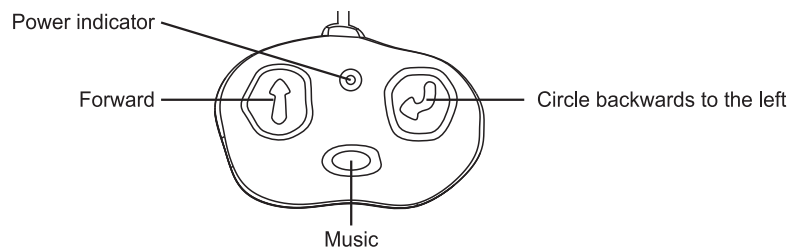


# Remote Control Products User Manual



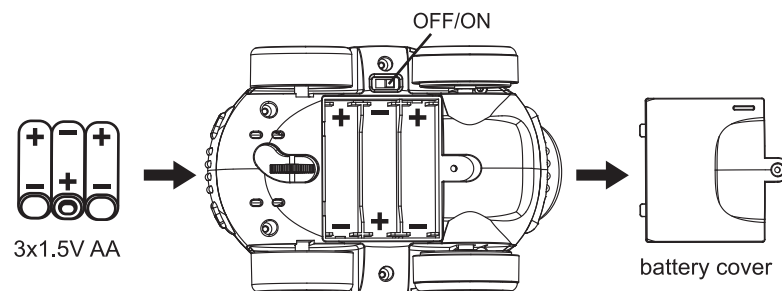
## < REMOTE CONTROL INSTRUCTION >



1. Open the battery cover.
2. Install 2x1.5V AAA batteries(not included) in the correct positive (+) and negative (-) polarities direction.
3. Close the battery cover.

Notice: If the remote control will not be used for a long time, please make sure to take out the batteries.

## < R/C CAR INSTRUCTION >

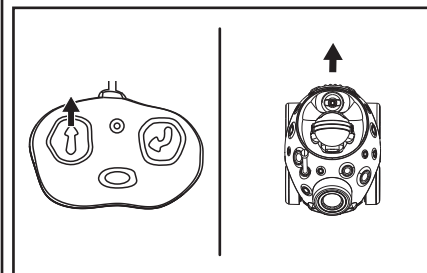


1. Open the battery cover.
2. Install 3x1.5V AA batteries(not included) in the correct positive (+) and negative (-) polarities direction.
3. Close the battery cover.

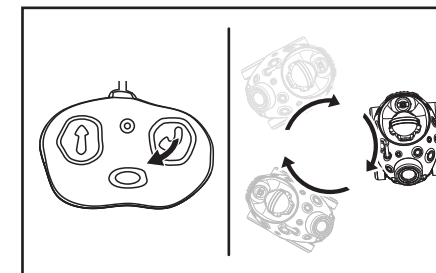
Notice: If not used for a long time, please make sure to take out the batteries.

## <OPERATION>

Forward



Circle backwards to the left



## <TROUBLE SHOOTING>

PROBLEM	SOLUTION
Motor does not run	1. Power switch is off please turn on. 2. Replace the battery.
Suddenly stopped during operation	1. Check if the battery is electrical. 2. Replace the battery.
Driving becomes slow	Replace the battery.

NOTE: This equipment has been tested and found to comply with the limits for a Class B digital device, pursuant to part 15 of the FCC Rules. These limits are designed to provide reasonable protection against harmful interference in a residential installation. This equipment generates, uses and can radiate radio frequency energy and, if not installed and used in accordance with the instructions, may cause harmful interference to radio communications. However, there is no guarantee that interference will not occur in a particular installation. If this equipment does cause harmful interference to radio or television reception, which can be determined by turning the equipment off and on, the user is encouraged to try to correct the interference by one or more of the following measures:

- Reorient or relocate the receiving antenna.
- Increase the separation between the equipment and receiver.
- Connect the equipment into an outlet on a circuit different from that to which the receiver is connected.
- Consult the dealer or an experienced radio/TV technician for help.

Changes or modifications not expressly approved by the party responsible for compliance could void the user's authority to operate the equipment.

This device complies with Part 15 of the FCC Rules. Operation is subject to the following two conditions:  
(1) this device may not cause harmful interference, and (2) this device must accept any interference received, including interference that may cause undesired operation.