



Appendix A: Photographs of the Test Set-Up

APPENDIX A: PHOTOGRAPHS OF THE TEST SET-UP	1
PHOTOGRAPH 1: SET-UP PHOTO FOR RADIATED SPURIOUS EMISSION, 9KHz TO 30MHz	2
PHOTOGRAPH 2: SET-UP PHOTO FOR RADIATED SPURIOUS EMISSION, 30MHz TO 1GHz	2
PHOTOGRAPH 3: SET-UP PHOTO FOR RADIATED SPURIOUS EMISSION, 1GHz TO 18GHz	3
PHOTOGRAPH 4: SET-UP PHOTO FOR RADIATED SPURIOUS EMISSION, 18GHz TO 40GHz	3
PHOTOGRAPH 5: SET-UP PHOTO FOR RADIATED SPURIOUS EMISSION, 40GHz TO 75GHz	4
PHOTOGRAPH 6: SET-UP PHOTO FOR RADIATED SPURIOUS EMISSION, ABOVE 75GHz	4


Photograph 1: Set-up photo for Radiated Spurious Emission, 9KHz to 30MHz




Photograph 2: Set-up photo for Radiated Spurious Emission, 30MHz to 1GHz



Photograph 3: Set-up photo for Radiated Spurious Emission, 1GHz to 18GHz



Photograph 4: Set-up photo for Radiated Spurious Emission, 18GHz to 40GHz



Photograph 5: Set-up photo for Radiated Spurious Emission, 40GHz to 75GHz



Photograph 6: Set-up photo for Radiated Spurious Emission, Above 75GHz

