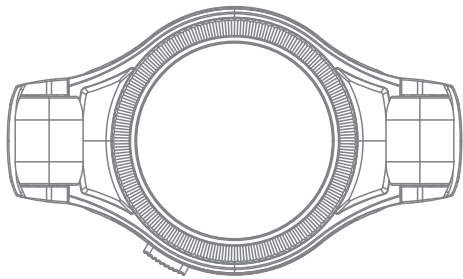


80\*100mm  
80g单铜 单黑印刷



车载无线充  
手机支架

使用说明书

注意事项

- 在使用本产品前，请先阅读本使用说明书，并按照本使用说明书要求正确使用本产品。
- 使用本无线充手机支架给手机充电时，汽车空调不能开热风，必须关闭使用单一空调出风口。
- 在使用本无线充手机支架给手机充电时，为保证手机得到最佳的充电效果，必须使用有品质品牌的点烟头充电适配器。
- 请使用本制造商认可且与此型号设备配套的USB充电线进行充电。
- 未按照产品使用说明书要求使用，造成损坏，我司不承担任何责任。请妥善保存此说明书以备后用。

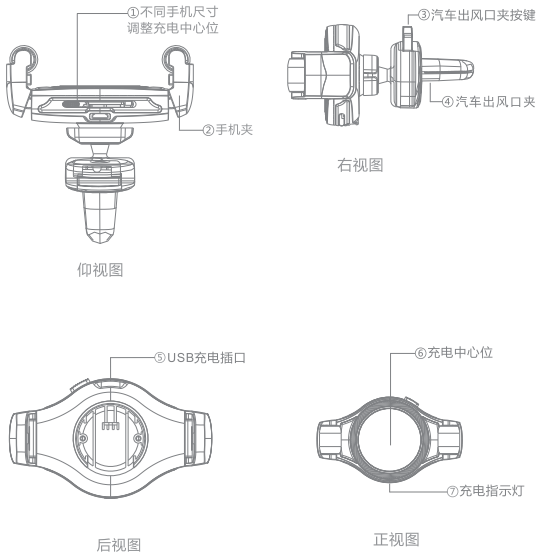
产品规格：

产品尺寸：100x9x100x5MM  
输入：12V/15A;9V/167A;5V/2A  
输出：15W;10W;7.5W;5W

包装清单：

汽车出风口无线手机支架x1  
USB数据充电线x1  
包装盒x1  
使用说明书x1

产品外观



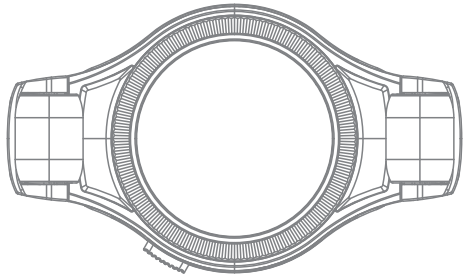
安装说明

1. 通过按键①按下调节按钮左右移动（②手机夹伸缩）调整到适合手机尺寸。
2. 出风口夹按钮③可根据旋转，适配不同汽车出风口，根据不同汽车车型旋转③至360° ④按下夹子按键打开夹子夹在出风口。
3. ⑤将USB充电线一端在汽车点烟器上，一端在本产品插口上
4. 手机倾斜放置中心锁定（⑥充电中心）

注意：充电指示灯⑦亮蓝灯为待机状态，亮红灯为给手机充电状态。

支持机型

Ps:以及其他无线充电机型；不支持无线充的机型，可配合无线充电接收器使用。  
苹果: iphone XS   iphone XR   iphone XS   MaxiPhone 8、iPhone 8P、iPhone X  
三星: S9   NOTE9   GALAXY note8、GALAXY note7、GALAXYnote5、  
GALAXY s6、GALAXY s6 edge、GALAXY s6 edge+、GALAXY s7、  
GALAXY s7 edge、GALAXY s8、GALAXY s8+  
诺基亚: Lumia 820、Lumia 830、Lumia 920、Lumia 930、Lumia 1020、  
Lumia 1050、LUMIA 1520  
谷歌: Nexus 4、Nexus 5、Nexus 6  
LG : G2、G3、G10  
小米: Mix 3   Mix 2S  
华为: Mate 20、Mate 20 Pro 、Mate 20 、RS P20 保时捷版



Car Wireless Charger  
Phone Holder

Use instructions

Notice

- Before using this product, please read the instruction manual first.And the use of this product in accordance with the instructions of this use.。
- When the mobile phone is used to charge the mobile phone, the air conditioning of the car can not open the hot air.Must be closed using a single air outlet.，
- In the use of the mobile phone wireless charging support mobile phone charging,In order to ensure the best effect of mobile phone charging must use lighter head quality brand charger.
- Please use the manufacturer approved and this type of equipment USB charging cable for charging.，
- We do not take any responsibility for failure to use the product instructions in accordance with the requirements of the product instructions.，
- Please keep this manual for future use.，

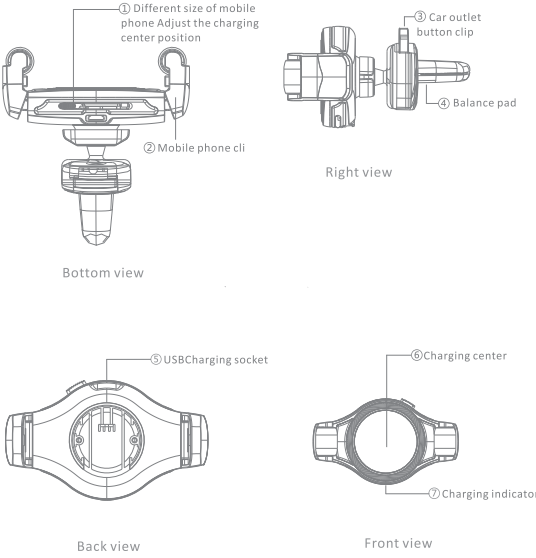
Product specification：

Product size：100x9MM  
input：12V/15A;9V/1.67A;5V/2A  
output：15W;10W;7.5W;5W

Packing list：

The car air outlet wireless mobile phone holder x1  
USB Data charging line x1  
Packing box x1  
Use instructions x1

Product appearance



Installation instructions

1. Press the adjustment button by button ①to move left and right (② cell phone clips are expanded)Suitable for mobile phone size.
2. The outlet clamp button ③ can be adjusted to different automobile outlets according to rotationDifferent car models rotate 360 ° ④ presses the button open clamp clip in and out the otherTuyere. to 360 ° ④ presses the button open clamp clip clip in and out the otherTuyere.
3. ⑤ Place one end of the USB charging cable on the automobile cigarette lighter and one end on the product jack
4. Mobile phone tilt placement center lock (⑥ charging center)

Note: the blue light of the charging indicator ⑦ is in standby mode, and the red light is in charge state.

Support models

Ps: and other wireless charging models;Does not support wireless charging model, can be used with wireless charging receiver.  
Apple: iphone XS   iphone XR   iphone XS   MaxiPhone 8、iPhone 8P、iPhone X  
Samsung: S9   NOTE9   GALAXY note8、GALAXY note7、GALAXYnote5、  
GALAXY s6、GALAXY s6 edge、GALAXY s6 edge+、GALAXY s7、  
GALAXY s7 edge、GALAXY s8、GALAXY s8+  
Nokea: Lumia 820、Lumia 830、Lumia 920、Lumia 930、Lumia 1020、  
Lumia 1050、LUMIA 1520  
Google: Nexus 4、Nexus 5、Nexus 6  
LG : G2、G3、G10  
Xiaomi: Mix 3   Mix 2S  
Huawei: Mate 20、Mate 20 Pro 、Mate 20 、RS P20 保时捷版

#### FCC WARNING

This device complies with part 15 of the FCC Rules. Operation is subject to the following two conditions: (1) this device may not cause harmful interference, and (2) this device must accept any interference received, including interference that may cause undesired operation.

Any changes or modifications not expressly approved by the party responsible for compliance could void the user's authority to operate the equipment.

NOTE: This equipment has been tested and found to comply with the limits for a Class B digital device, pursuant to Part 15 of the FCC Rules. These limits are designed to provide reasonable protection against harmful interference in a residential installation. This equipment generates, uses and can radiate radio frequency energy and, if not installed and used in accordance with the instructions, may cause harmful interference to radio communications. However, there is no guarantee that interference will not occur in a particular installation. If this equipment does cause harmful interference to radio or television reception, which can be determined by turning the equipment off and on, the user is encouraged to try to correct the interference by one or more of the following measures:

- Reorient or relocate the receiving antenna.
- Increase the separation between the equipment and receiver.
- Connect the equipment into an outlet on a circuit different from that to which the receiver is connected.
- Consult the dealer or an experienced radio/TV technician for help.

RF warning for WPT device:

The equipment complies with FCC radiation exposure limits set forth for an uncontrolled environment. During the operation of device a distance of 15cm surrounding the device and 20 cm above the top surface of the device must be respected.