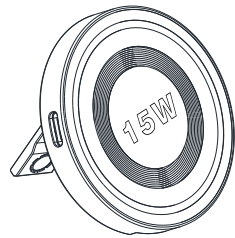


CWD-V10

Magnetic Wireless Charger

Product Manual



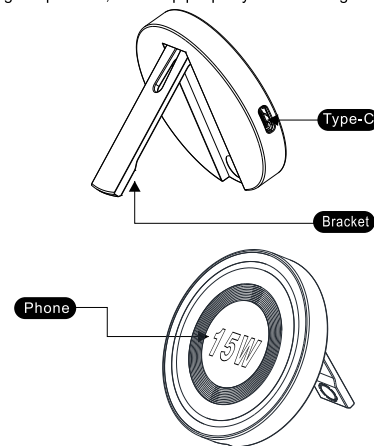
CE FC RoHS

Made in China

Product Introduction

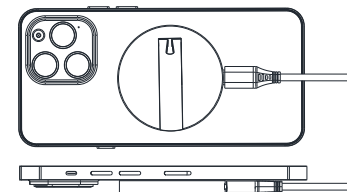
Thanks for choosing us!

This is a magnetic wireless charger, which can be used in two ways: bracket and horizontal type. It is suitable for mobile phones, earphones with wireless charging function. Please read the manual carefully before using the product, and keep properly for checking.

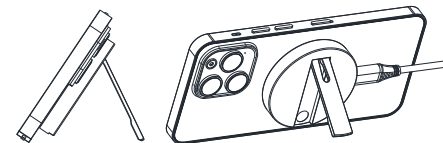


Using Method

- ① Flat type wireless charging:
The wireless charger will automatically align with the back of magnetic mobile phone, and start charging after accurate adsorption. The non-magnetic mobile phone can be charged wirelessly by placing the center position of the mobile phone in the wireless charger's center position.



- ② Stand-type wireless charging:
This function is only applicable to magnetic phones. After the wireless charger magnetically attracts the phone, unfold the back bracket of the wireless charger to the maximum arc and fix it, then place it on the desktop; you can use it charging vertically for watching videos, etc.



Product Specification

Model	CWD-V10
Input	DC 5V \approx 2A/9V \approx 2A/12V \approx 1.5A
Output	5W/7.5W/10W/15W (Max)
Frequency	111-205KHz
Product Size	59.5*59.5*9.0mm

Attention

1. Do not squeeze or collisions.
2. Do not disassemble or throw into fire or water, to avoid causing a short circuit leakage.
3. Do not use the wireless charger in high temperature, humidity or corrosive environment, to avoid damaging the circuit and leakage.
4. Do not close with magnetic stripe or chip card (ID card, bank card, etc) to avoid magnetic failure.
5. Please keep the distance at least 20cm between implantable medical devices (pacemakers, implantable cochlear, etc) and the wireless charger, to avoid potential interference with the medical device.
6. Take care of the children, to ensure that they won't play the wireless charger as a toy to avoid unnecessary accidents.

NOTE: No power adapter. If you need, please purchase separately.

FCC Statement
Note: This equipment has been tested and found to comply with the limits for a Class B digital device, pursuant to part 15 of the FCC Rules. These limits are designed to provide reasonable protection against harmful interference in a residential installation. This equipment generates, uses and can radiate radio frequency energy and, if not installed and used in accordance with the instructions, may cause harmful interference to radio communications. However, there is no guarantee that interference will not occur in a particular installation. If this equipment does cause harmful interference to radio or television reception, which can be determined by turning the equipment off and on, the user is encouraged to try to correct the interference by one or more of the following measures:
— Reorient or relocate the receiving antenna.
— Increase the separation between the equipment and receiver.
— Connect the equipment into an outlet on a circuit different from that to which the receiver is connected.
— Consult the dealer or an experienced radio/TV technician for help.

This device complies with part 15 of the FCC Rules. Operation is subject to the following two conditions:
(1) This device may not cause harmful interference, and (2) this device must accept any interference received, including interference that may cause undesired operation.

Any changes or modifications not expressly approved by the party responsible for compliance could void the user's authority to operate the equipment.

This equipment complies with FCC radiation exposure limits set forth for an uncontrolled environment. This equipment should be installed and operated with minimum distance 20cm between the radiator & your body.