



TotalVision

Training and Restoration System

User Guide



The Total Vision Training and Restoration System

User Guide

A Revolutionary Approach to Vision Rejuvenation designed for LumiCeuticals by Jacob Liberman, OD, PhD, DSc. (Hon)

Congratulations on your purchase of the only patented product that merges the science of vision training and photobiomodulation to reduce visual stress and improve visual performance.

The world currently faces an epidemic of declining vision that scientists attribute to the stress of prolonged screen time and not enough exposure to the light of nature. Since vision is the body's guidance system, improving visual performance affects everything you do. The innovative design team of LumiCeuticals and light and vision pioneer, Dr. Jacob Liberman, worked together for over three years to research and develop a revolutionary tool to rejuvenate your eyes. They successfully combined a proven vision training technique with the therapeutic effect of a specific wavelength of light to create The Total Vision Training and Restoration System, a natural and effective way to improve visual performance and efficiency in only 3 minutes a day.

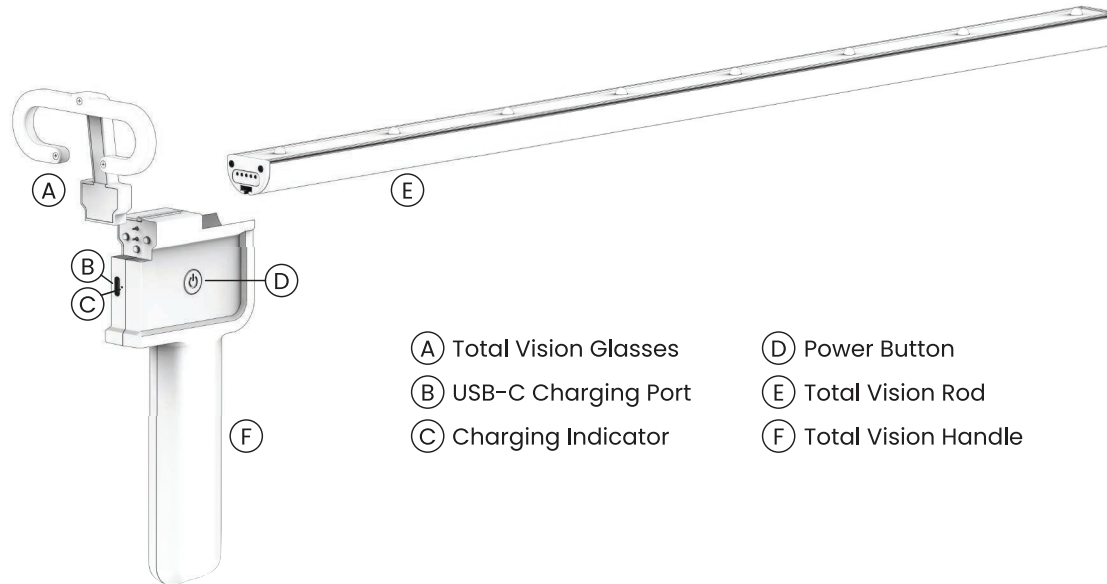
Published studies utilizing the same vision training technique have demonstrated significant improvement in visual attention, aiming, tracking, focusing, and teaming of the eyes, dynamic depth perception, reading efficiency and comprehension, and sports performance. In addition, clinical studies have demonstrated that the therapeutic delivery of 670nm red light can be a safe and effective way to support the health of your eyes by protecting them from visual stress and damage. Because the eyes are direct extensions of the brain, processing 90% of our life experience, the Total Vision System also integrates visual and auditory stimulation to impact brain focus and function, yielding a faster, more accurate, and more efficient response to life. Welcome to the world of Total Vision, we are excited to help you shine.

Please Note: The Total Vision Training and Restoration System should not be used as a substitute for medical diagnosis or treatment. LumiCeuticals makes no claims, representations, or warranties regarding the ability of this product to cure any physical, mental, or emotional condition. Ask your doctor any questions you may have regarding a medical condition affecting the eyes. If you have any pre-existing medical conditions affecting your eyes, consult your optometrist or ophthalmologist before using this product. If you experience any discomfort while using this product, STOP immediately.

Indication for use

The intended purpose of this product is to improve visual skills and performance by training the eyes to work faster, more accurately, and more efficiently.


Description of the product



Potential benefits:

Whether you are keeping your eye on the ball in sports, judging distance while driving, or tracking a line of print while reading, improving visual efficiency is the key to your success. By fine tuning your vision, you optimize your performance and potential.

Photobiomodulation is the process whereby a cell's powerhouse, the mitochondria, absorbs a specific wavelength of light to impact the production of ATP, the energy used to power cellular metabolism, sustaining our lives and ability to adapt to stress. Our eyes contain the body's greatest concentration of mitochondria. Thus, rejuvenating our eyes with therapeutic red light can recharge our retinal cells which impacts our ability to detect colors and see under low light levels. A growing body of research has found that photobiomodulation has the potential to improve visual acuity and overall eye health. Scan the QR code to find research references.



Using the Total Vision System daily has the potential to

- Improve visual attention.
- Improve the ability of the eyes to aim, track, focus, and work together.
- Improve dynamic depth perception.
- Improve reading efficiency and comprehension.
- Improve vision related sports performance.
- Reduce visual stress and strain.
- Improve the overall health and wellness of the eyes.


Table of contents

1. Confirm your kit contains all components	7
2. Notice before use	8
3. Charging	8
4. LumiCeuticals App	9
5. Using your system	10
6. Service and Warranty	13
7. Limitations	14
Appendix 1: Product Specifications	15
Appendix 2: Adverse Reaction	16
Appendix 3: Contraindications	16
Appendix 4: Warnings	17
Appendix 5: Precautions	19
Appendix 6: Disclaimer	19
Appendix 7: Company and Manufacturer Details	20
Appendix 8: Safety	21
Appendix 9: Symbols	22

1. Confirm your kit contains all components



Total Vision Handle




Total Vision Glasses



Total Vision Rod



Charging Cable



User Guide



Power Adapter

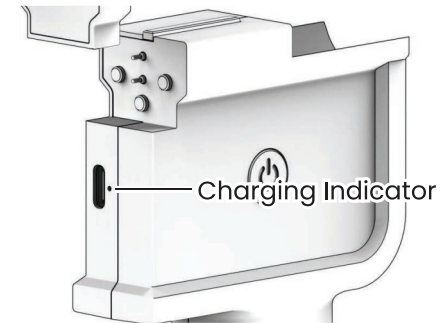
Contact info@lumiceuticals.com for all service-related issues.

2. Notice before use

- The unit should only be used with manufacturer-approved accessories.
- Disassembling or altering the unit may damage it, voiding the warranty.
- Clean the unit with a slightly damp cloth. Do not apply any harsh cleaning products directly on product – first apply to cloth and gently wipe the product.
- Do not use the Product if it is operating incorrectly.
- Do not use the Product when your face is damp.
- Do not use the Product near water or in extreme heat or cold.
- Do not use the Product if you are allergic to products containing Polycarbonate.

3. Charging

Fully charge the unit handle with the enclosed USB-A to USB-C charging cable and 5V 2A USB charger. The unit will fully charge in about 3 hours and last for up to 10 sessions. To protect the unit, check your charger specifications. The battery indicator on the handle blinks slowly when charging, turns on when fully charged, and blinks rapidly when level is low.



4. LumiCeuticals App



The LumiCeuticals Total Vision System is design to be used with the official LumiCeuticals App. Download the app by scanning the QR codes on the left, or search for the LumiCeuticals App in your preferred app marketplace.

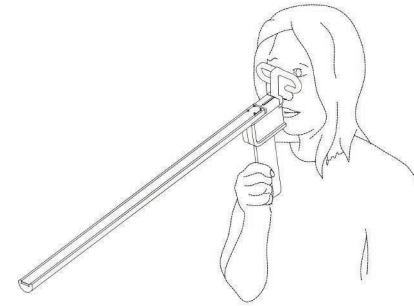
After downloading the LumiCeuticals App you will need to set up your LumiCeuticals account. When creating an account make sure you have your Customer ID ready and have access to your email to validate the account. The app will guide you through the sign-up and log-in process. Already have an account? Great, you can log in using your credentials.

After successfully logging in you will be able to access the Total Vision portal by clicking the eye icon in the bottom navigation. Before connecting, make sure your Total Vision device is on and the Bluetooth on your phone is activated. Now to connect your device, click the header at the top of your screen. A pop-up will be visible on your screen, you can search and select found devices here. Click on the device name to set up a connection.

To start a session, click on the Daily Session tile. The Total Vision device has a 28-day training program that Dr. Liberman has specifically designed to give you optimal results. Each day you use the device will unlock a new session. During the 28-day training program, the App will alert you with a beep when a new red LED appears on the rod. The combination of light moving and the audible beep is designed to enhance your brain to eye communication. After completing the full 28-day training program, you can turn off the corresponding sound, if desired, by selecting that option in the App.

5. Using your system

- Research indicates that the optimal time of day to benefit from using this system is between 7:00 – 9:00am. We recommend you sit upright in a comfortable chair in a well-lit room without distractions while conducting your daily session.
- Connect the rod and glasses to the handle.

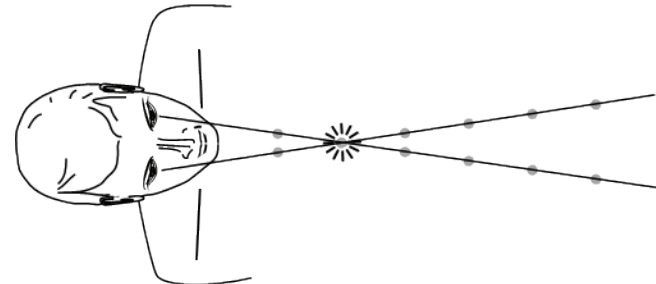
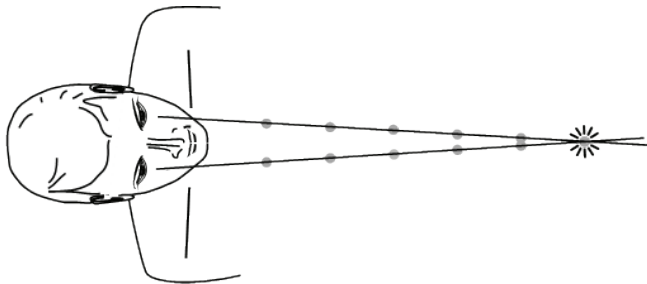


- Pressing and holding the button on the handle will turn the unit on, off or cancel a session, followed by a short beep.
- To use the unit, hold it by the handle with both hands for greater stability, and look through the glasses with the rod pointing away from you and slightly down. Make sure you can easily see the white line and red LED's on the rod, through the glasses. It is important to position your head so when you track the red LEDs on the rod, you are simultaneously aware of the larger red circle surrounding it.
- When you are ready to begin, press and hold the button on the handle, connect the unit via Bluetooth to your smartphone, choose the daily training session and hold the unit as described above. Each session lasts 3 minutes, followed by a long beep. Once you have completed a full 28 day session schedule, you can select sessions according to your needs. You can restart the full 28 day cycle to see your improvement or select a specific preferred session for vision enhancement or maintenance.

- The training portion of this system will take you through different exercises (sequential, alternating, far-near, and random) that increasingly become more demanding.
- At the end of each day's session, shut off the unit by pressing and holding the button on the handle, the unit will sound one long beep, indicating you are complete. You can turn the unit off, or it will turn off automatically in 2 minutes. In addition, if the system is not activated within 2 minutes of being turned on, it will automatically turn off.
- After each session, shut off the unit by pressing and holding the button on the handle, leave it assembled and store it in a safe place until the next session.
- For best results, follow one suggested daily training session in the App for 3 minutes and breathe gently. Longer use each day will not improve results.

The 28-Day Protocol

During Week 1 (Day 1 – 7), follow the red LEDs on the rod as they turn on in succession, moving from the furthest end of the rod toward your face and back. As you track the LEDs moving closer and then further away from you, you should see two white lines converging toward the LED being viewed, as well as a larger red circle surrounding that LED. The speed of each session will increase slightly each day.



During Week 2 (Day 8 – 14), follow the red LEDs on the rod as they alternately turn on, moving from the furthest end of the rod to the end nearest you and back again.

During Week 3 (Day 15 – 21), follow the red LEDs on the rod as they turn on in succession, moving from the furthest end of the rod toward your face and back again. During this week's sessions, you will quickly look at each LED as it turns on, then immediately look off into the distance until the next LED turns on, quickly look at it, and then look off into the distance again until the next LED turns on, and so on.

During Week 4 (Day 22 – 28), follow the red LEDs on the rod as they exercise your brain in a random order.

Ongoing Use: After you have completed the 28-Day protocol you can choose to repeat the entire protocol again or select the session 1 through 28 that you prefer. You can complete the 28 day protocol as many times as you wish to measure your improvement, or you can select individual settings that best meet your needs. It is safe to keep using the system daily to keep exercising and rejuvenating the eyes for vision enhancement or maintenance.

6. Service and Warranty

- The limited warranty is only valid when the unit has been purchased directly from LumiCeuticals or an authorized reseller with a completed warranty registration.
- To register the unit's purchase and warranty, complete the form in the information section of your App or at <https://lumiceuticals.com/warranty-registration/>
- The limited warranty does not cover loss of the unit or its parts, or damage caused by abuse, misuse, improper care, or use with an incorrect power adapter.
- All instructions, warnings and cautions contained in the user guide must be followed to ensure warranty coverage.
- All warranty services must be authorized and performed by LumiCeuticals or an authorized reseller.
- LumiCeuticals has the ability to change the warranty policy. Please visit our website: lumiceuticals.com to view the latest warranty details.

7. Limitations

This warranty gives you specific legal rights in addition to your statutory rights. Your remedies for the breach of this limited warranty are limited solely to the repair and replacement of your unit as outlined in the warranty statement. To the maximum extent permitted by applicable law, LumiCeuticals disclaims all implied warranties. If applicable law does not permit the disclaimer of implied warranties, then the duration of implied warranties is hereby expressly limited to the duration of the limited warranty set forth above.

To the maximum extent permitted by applicable law, in no event shall LumiCeuticals be liable for any special incidental, consequential, punitive, or indirect damages based upon breach of warranty, breach of contract, negligence, strict product liability, or any other legal theory, even if LumiCeuticals is advised or aware that such damages might arise.

Such damages include, but are not limited to loss of the unit, cost of any substitute equipment, third party claims and property damage. If the applicable law does not allow limits on warranties or remedies for breach in certain transactions, the limits in this paragraph and the disclaimer or exceptions from warranty may not apply. This limitation does not apply to claims for death or personal injury caused by a defect in the unit or any other liability that cannot be excluded or limited by law. These warranty terms, conditions, and limitations allocate the risks of product failure between LumiCeuticals and the purchaser of the unit. This allocation is recognized by both parties and is reflected in the price of the unit. By using the unit you acknowledge that you have read and understood these terms, conditions, and limitations, and you are bound by them.

Appendix 1: Product Specifications

LED wavelengths	670nm ± 10
LEDs	38
Operating and storing temperature	0 – 43 °C (32 – 109 °F)
Operating and storing humidity	30 – 95%
Charging supply	5V $\overline{\text{---}}$ 2A
Charging port	USB-C
Charging cable	USB-A to USB-C
Charging cable length	1 meter
Battery	2600 mAh
Battery type	Lithium-ion
Charging time	3 hours
Recommended use	1 – 2 times per day
Treatment time	3 minutes
Dimensions of the Unit	625 x 222 x 90 mm
Weight of the Unit	400 g / 14 oz

Appendix 2: Adverse Reaction

If you have any adverse reaction, such as discomfort, eye irritation or other concerns, from using this Product, stop using it immediately and consult your Healthcare Provider.

Eye irritation, bruising, contact burns, dizziness, nausea, and headaches are rare but possible side effects. Immediately stop using the product and contact your Healthcare Provider.

Appendix 3: Contraindications

- Do not use the Product over malignant- and other tumors.
- Do not use the Product over open or bleeding wounds.

When experiencing pain or other discomforts around the eyes we highly recommend consulting a medical provider with expertise on the subject.

Appendix 4: Warnings

- Stop using the Product and consult your Healthcare Provider if you experience an adverse reaction from using the product.
- Do not use the Product if you are under the age of 18 without supervision.
- Do not use the Product during pregnancy without consulting a health care professional, or if you intend to become pregnant.
- Do not use the Product if you have a medical history of seizures or epilepsy that is triggered by light.
- Do not use the Product over areas with phlebitis, thrombophlebitis, and varicose veins.
- Do not use the Product in combination with medications which may result in damage to skin tissue or eye droplets.
- Do not use the Product when your face is wet.
- Never place the Product in direct sunlight.
- Skin irritation, bruising, contact burns, dizziness, nausea, and headaches are rare but possible side effects. Immediately stop the use of the Product and contact your health provider.
- Do not expose any parts of the Product to chemical solvents or harsh cleaning fluids. Follow cleaning instructions inside this User Guide.
- Do not use the product outdoors to prevent damage to the product.
- Do not sit, lay down or step on the product. This will break the product.
- Do not drop or insert any object into any openings of the product.
- Do not use the product if it is not working properly, or if it has been dropped or damaged. For warranty and repairs contact customer support.
- Do not use the product over any open wounds.
- Do not let children use, clean or charge the product without supervision.
- Do not use or store the product near hot surfaces.
- Do not charge the product when it is close to or might get in contact with water.
- Do not submerge the product in water.
- Do not store the product in extreme heat or cold.
- Do not attempt to modify the product in any way. Modifying or opening the product will void your warranty. This product contains batteries that can only be replaced by

the manufacturer.

- Do not perform maintenance or take apart the product. In case of malfunctioning or damage, contact customer support.
- Do not use the product if damaged or when the charging cable is damaged.
- Do not use the product with non-manufacturer-approved accessories.
- Do not use solvents or abrasive cleaners on the product.
- Do not use the product in any other way than specified in this user guide.
- Do not use the product if you have had a recent surgery or other surgical procedures.
- Do not use the product over a bacterial infection as this may result in the worsening of symptoms.
- Do not use the product on painful areas. Consult your Healthcare Provider when you experience painful area's during use.
- Do not use the product on, near, or by children or those with reduced physical and mental abilities. Close supervision is necessary when this product is used, cleaned or stored near children or those with reduced physical or mental abilities.

Appendix 5: Precautions

- If the Product requires repair or service contact LumiCeuticals customer support.
- Consult your medical provider before using the Product if you have a fever, acute inflammation, a severe circulatory disorder, light sensitivity, desensitized areas, any eye related disease or have recently been on anesthetics.
- Use caution if you are taking any medications. If in doubt, consult your medical provider.
- Always sit down when using the Product.
- Do not scratch or damage the light-emitting surface.
- It will void your warranty if you do not operate the product in accordance with the instruction in the user guide.
- Read all instructions carefully before using this product.
- Store the product according to the protocol worked out in this user guide.
- The battery of the product is not removable by the user. If the product is to be disposed of, do not put into a fire.
- Dispose of the product per local regulations.
- Inspect the product and do not use the product if you see any signs of damage such as internal battery leaks, contact our customer support.

Appendix 6: Disclaimer

The Product is not intended to diagnose, cure, or prevent diseases. Results of the Product may vary by user.

LumiCeuticals makes no claims, representations, or warranties regarding the ability of the Product to cure any physical, muscle, skin, bones, joints, eye, sight or mental conditions. A qualified health professional should be consulted concerning any condition requiring medical attention.

Appendix 7: Company and Manufacturer Details

All LumiCeuticals Units are designed and developed in The Netherlands and produced in China. LumiCeuticals is a Light Tree Private Brands B.V. brand.

Distributor: LumiCeuticals

LumiCeuticals LLC.

Phone: +1-435-266-8308

6240 NE 4th CT, FL 33138

Web: www.lumiceuticals.com

United States of America

Email: info@lumiceuticals.com

Manufacturer

Light Tree Ventures Europe B.V.

Laan van Ypenburg 108, 2497 GC

The Hague, The Netherlands

Email: Hello@lighttreeventures.com

Web: www.lighttreeventures.com

For customer support please contact info@lumiceuticals.com.

Appendix 8: Safety

The Product complies with Part 15 of the FCC Rules. Operation is subject to the following two conditions: (1) this product may not cause harmful interference, and (2) this product must accept any interference received, including interference that may cause undesired operation.

FCC Caution.

This device complies with part 15 of the FCC Rules. Operation is subject to the following two conditions: (1) This device may not cause harmful interference, and (2) this device must accept any interference received, including interference that may cause undesired operation.

Any Changes or modifications not expressly approved by the party responsible for compliance could void the user's authority to operate the equipment.

Note: This equipment has been tested and found to comply with the limits for a Class B digital device, pursuant to part 15 of the FCC Rules. These limits are designed to provide reasonable protection against harmful interference in a residential installation. This equipment generates uses and can radiate radio frequency energy and, if not installed and used in accordance with the instructions, may cause harmful interference to radio communications. However, there is no guarantee that interference will not occur in a particular installation. If this equipment does cause harmful interference to radio or television reception, which can be determined by turning the equipment off and on, the user is encouraged to try to correct the interference by one or more of the following measures:

- Reorient or relocate the receiving antenna.
- Increase the separation between the equipment and receiver.
- Connect the equipment into an outlet on a circuit different from that to which the receiver is connected.
- Consult the dealer or an experienced radio/TV technician for help.

*RF warning for Portable device:

The device has been evaluated to meet general RF exposure requirement. The device can be used in portable exposure condition without restriction.





















*RF warning for Mobile device:

This equipment complies with FCC radiation exposure limits set forth for an uncontrolled environment. This equipment should be installed and operated with minimum distance 20cm between the radiator & your body.

The Product has been tested to or complies with the following standards:

Design Parameter	Testing Method	Topic
EMC Specifications	IEC 60601-1:2005+A1:2012	General requirements
	IEC 60601-1-2:2014	Electromagnetic Compatibility
	IEC 60601-1-11:2015	Medical Electrical in Home Health Care Environment
	IEC 60601-2-57:2011	Basic Safety for Non-laser light source equipment
	IEC 62366-1:2015+AMD1:2020	Useability and Risk Management
RoHS Directive 2011/65/EU	IEC62321	Restriction of Hazardous Substances
LVD Electrical Safety Testing	IEC 60601-1:2005+A1:2012	Dielectric Voltage Withstanding Test
	IEC 60601-1:2005 +A1:2012(Mod.)	Leakage Current Test and Drop Test
Battery Safety	IEC 62113:2017	Secondary Cells and Batteries Containing Alkaline or Other Non-acid
	UN38.3 1 – 8	UL Transportation of batteries
Risk management	14971:2019	Medical products – Application of risk management to medical products.
CA65	California's Safe Standards	US California Proposition 65 requirement

Appendix 9: Symbols

Symbol	Explanation	Symbol	Explanation
	Indicates the Product is CE Marked and authorized to sell in Europe. (Lower-Voltage-Directive)		This symbol means keep the product away from direct sunlight.
	The Waste of Electrical and Electronic Equipment (WEEE), Indicates the Product may not be discarded as household waste (2012/19/EU).		This symbol means the upper and lower operating temperatures that the product can be safely used at.
	Indicates that the electromagnetic radiation from the product is below the limits specified by the Federal Communications Commission and the manufacturer has followed the requirements of the Supplier's Declaration of Conformity authorization procedures.		This symbol means the upper and lower operating humidity that the product can be safely used at.
	Restriction of hazardous substances.		This symbol means that the cardboard packaging that the product came in can be recycled.
	This warning symbol on the product label is a warning to read the enclosed documents before use and take all safety precautions required.		Type BF Applied Part, B indicates it is used for the body and F indicates that it is not connected to the mains voltage.
	This symbol on the product label means: Read the user guide before you start using the product.		This symbol indicates the date on which a product was manufactured.
	This symbol means "Manufactured by" and provides the name and address of the legal manufacturer.		Indicates the manufacturer's batch code so that the batch or lot can be identified.
	This symbol indicates the USB connector.		Indicates the manufacturer's serial number so that a specific medical device can be identified.
	This symbol means that the product uses a Lithium-ion Polymer battery.		Indicates a carrier that contains Unique Device Identifier information.
	This symbol means made in China.		Indicates a medical device that needs to be protected from moisture.

TV-01 说明书

尺寸：280*140mm，±1mm

材质：封面封底200G双铜覆哑膜+内页100G双铜

印刷：4C+1专

装订方式：骑马订

此页不印刷