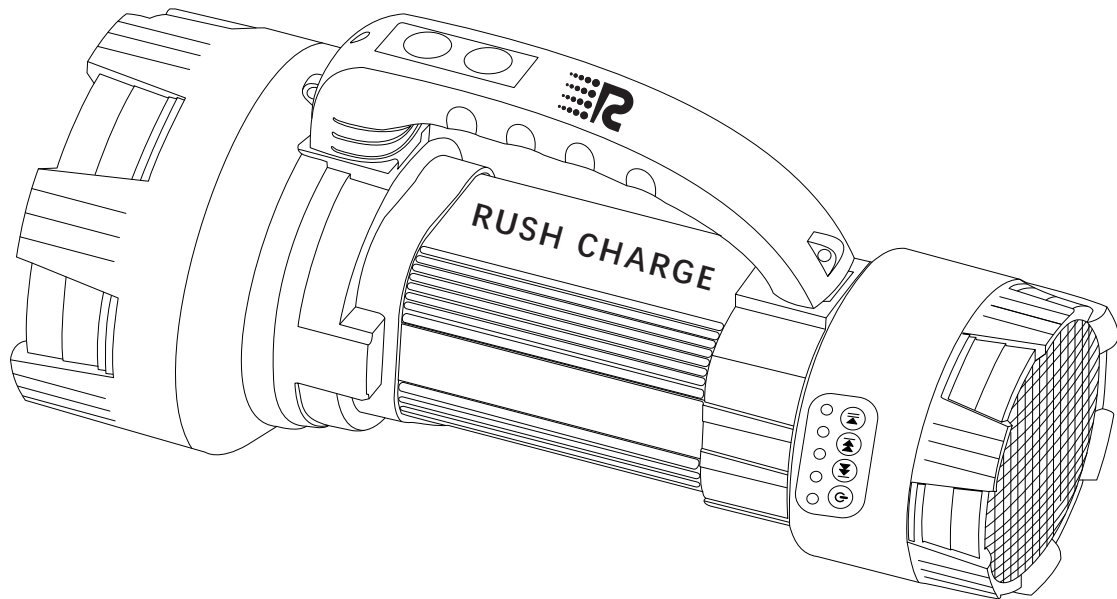


# INSTRUCTION MANUAL

Portable Multifunction Searchlight with Power Bank and Bluetooth Speaker

Model: RCFlashSound



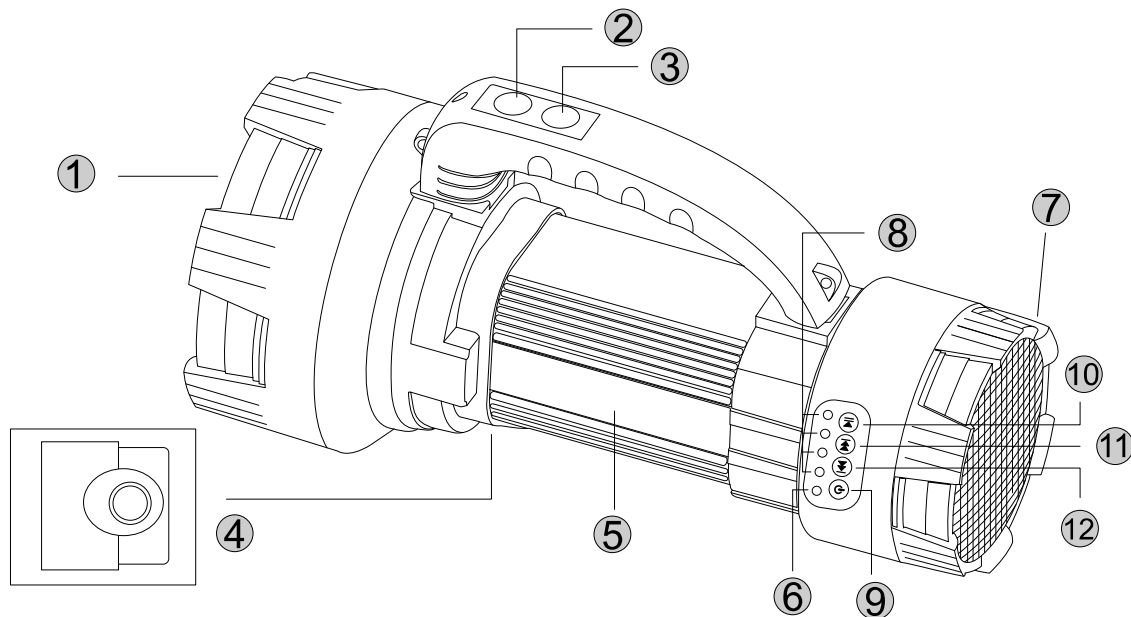
## Product Features

**Super Bright:** This Searchlight provide you with 6000 LUMENS light and over 1500 meters brightness range.

**Multi-function:**

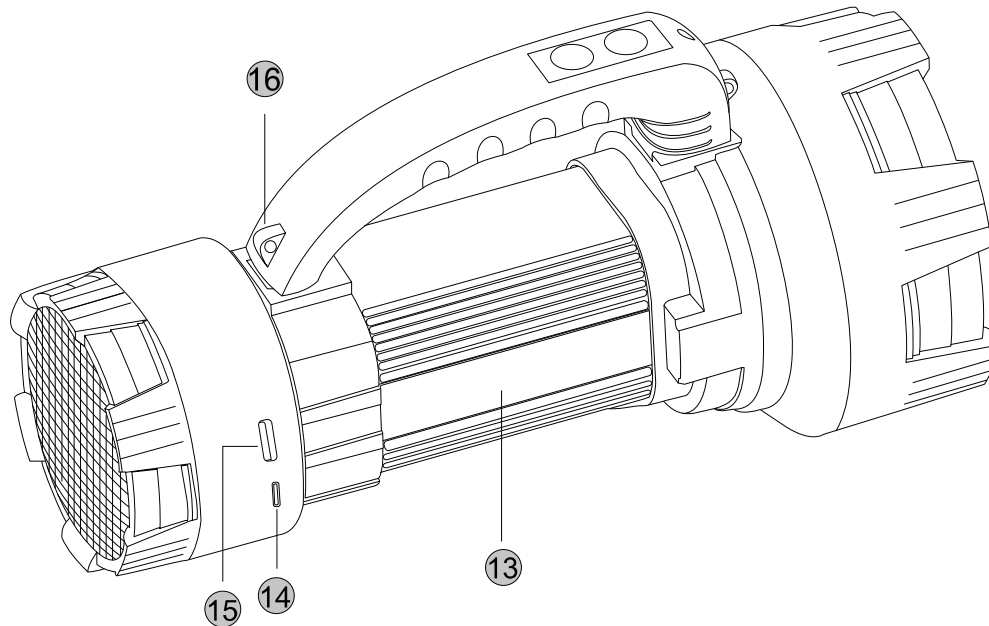
- 6 light modes: The Searchlight (3 light modes: High brightness, Low brightness, Flash ) , The Side LED Lamp( 2 light modes: White light and Red Blue Flash ) and Mosquito repellent lamp. Provide more protection for your night walk, camping, touring, fishing, hunting, hiking.
- 4 way light: Searchlight, Table Lamp, Mosquito repellent lamp, Tripod Light (Tripod stand not included).
- Built-in 7-watt Bluetooth speaker.
- Electric power supply: This Searchlight not just an LED light. It is built-in 6600mAH lithium battery as a Power bank. You can charge the phone or other device through the USB port in emergency.
- Direct Waterproof IPX4 Level.

## Function



- |                        |                           |
|------------------------|---------------------------|
| ① Searchlight          | ⑥ Speaker indicator light |
| ② Searchlight switch   | ⑦ Speaker                 |
| ③ Side light switch    | ⑧ LED charge meter light  |
| ④ Tripod mounting hole | ⑨ Speaker-ON/OFF          |
| ⑤ Side LED lamp        | ⑩ Play / Pause            |

- ⑪ Previous track / Volume down      ⑭ Type-C charging port
- ⑫ Next track / Volume up            ⑮ USB port
- ⑬ Mosquito repellent lamp            ⑯ Straps mounting hole



## Product Specification

Model:	RCFlashSound
Searchlight:	DC 3.7V / 8W $\pm 15\%$ 6500 K - 7500K $\pm 5\%$ Lumens (lm) 6000 $\pm 15\%$ Luminous.
Side LED Lamp:	DC 3.7V / 3 W $\pm 10\%$ CCT (K) 11000 K $\pm 10\%$ Lumens (lm) 1300 $\pm 10\%$ .
Mosquito repellent lamp Rate:	DC 3.7V / 2 W $\pm 10\%$ CCT (K) 11000 K $\pm 10\%$ Lumens (lm) 500 $\pm 5\%$ Wave length 525 nm $\pm 10\%$ .
Battery Capacity:	6600mAh
DC Input / Charge:	5V $\approx$ 1A
DC Output:	5V $\approx$ 1A
Charge / Discharge Cycles:	More Than 500 Times
Charge time:	6-8 hours.
Working time:	Searchlight Operating 8-12 hours Side Lamp Operating over 24 hours.
Speaker Rate:	DC 3.7V / 7W $\pm 10\%$ .
Product Dimensions:	282mm x 120mm x 138mm.

## Packing Contents

Package:

Searchlight with Power bank and Speaker x 1pc

Shoulder strap x 1pc

Non-woven bag x 1pc

3 in 1 charging cable x 1pc

User Manual x 1pc

Quick-start Guide x 1pc.

Limited Warranty Card x 1pc

## Searchlight

Press Searchlight switch one time into high brightness mode.

Press Searchlight switch twice into low brightness mode.

Press Searchlight switch three times into light flashing mode.

Press Searchlight switch four times to turn off the Searchlight.

## Side LED Lamp and Mosquito Repellent Lamp

Press Side light switch one time into white light mode.

Press Side light switch twice times into Red Blue Flash mode.

Press Side light switch three times to Mosquito repellent lamp mode.

Press Side light switch four times to turn off the side light.

## External Charging

- Input : 5V/1.0A.
- Charge the device using Type-C charging cable.
- Note: Please do not use the speaker and lights when charging.

## Power Bank

- Output : 5V/1.0A.
- You can charge the phone or other device through the USB port in emergency.

## LED Charge Meter Light

- One LED: 1-25% Charged.
- Two LEDs: 25-50% Charged.
- Three LEDs: 50-75% Charged.
- Four LEDs: 75-100% Charged.

Low battery warning: One led light flashes, at this time some functions may be automatically turned off to protect the device, please charge in time.

## Powering the Speaker

1. Once fully charged, press the ON/OFF switch to turn on the speaker, and the bluetooth indicator is on.
2. FlashSound is in pairing mode after power-on.
3. To manually turn off the speaker, press ON/OFF switch again, and the bluetooth indicator is off.

## Pairing the Speaker

Before using the Bluetooth Speaker, you must pair it with a Bluetooth enabled device.

1. When the speaker is powered on, it will enter Bluetooth mode, the Bluetooth indicator light will flash quickly. A greeting tone "Bluetooth pairing" will play.
2. Follow the instructions of your device to search for speaker.
3. The speaker is called "LVL FlashSound", enter the PIN "0000" if needed.
4. Once they are paired successfully, you will hear a greeting tone "Bluetooth connected".
5. The blue LED flashes slowly when music is playing.

Note: Pairing process is required only on new device. When you turn on the wireless speaker, it will automatically connect to the last connected device if it is still in range.

\* To pair a different device, you must turn off the wireless capability of the paired device or take it out of range.

### Playing music

- Launch music app on mobile device, press the ► button to pause music and press again to play.

## **Skipping music track**

- Press once "▶▶" button to skip to the next track.
- Press once "◀◀" button to skip to the previous track.

## **Volume up / down**

- Press and hold either "▶▶" or "◀◀" button to adjust the volume up or down.

## **Attention**

- Built-in rechargeable lithium ion battery, please make sure its full charged before using.
- To charge the rechargeable battery by DC 5V fully, it will take about 6-8 hours.
- When device is not operating, Led charge meter light will automatically turn off after 30 seconds .

## **Product Safety**

- Do not use light to illuminate people' s eyes!
- Do not put the Searchlight in high temperature, damp place or under rain. No strong force impact.
- Smoke or other abnormal phenomenon suddenly occurred, please promptly unplug the power line to avoid accidents.
- Do not subject the device to liquid or attempt to disassemble the device.
- Do not use this product in an aircraft.
- Do not expose the device to direct sunlight, heat or flame.
- Device may be warm while charging. It is normal.
- Please turn off the light when it is not in use.
- Please recharge the Searchlight every 3 months if it is not in use.

**CHOKING HAZARD -- Small parts, Not for children under 3 yrs.**



**DESIGNED IN N.Y.C.  
MADE IN P.R.C.**

**For More Information  
Please Visit:**

**rushcharge.com  
(888)718-7874**

## FCC Statement

This equipment has been tested and found to comply with the limits for a Class B digital device, pursuant to part 15 of the FCC Rules. These limits are designed to provide reasonable protection against harmful interference in a residential installation. This equipment generates, uses and can radiate radio frequency energy and, if not installed and used in accordance with the instructions, may cause harmful interference to radio communications. However, there is no guarantee that interference will not occur in a particular installation. If this equipment does cause harmful interference to radio or television reception, which can be determined by turning the equipment off and on, the user is encouraged to try to correct the interference by one or more of the following measures:

- Reorient or relocate the receiving antenna.
- Increase the separation between the equipment and receiver.
- Connect the equipment into an outlet on a circuit different from that to which the receiver is connected.
- Consult the dealer or an experienced radio/TV technician for help.

Caution: Any changes or modifications to this device not explicitly approved by manufacturer could void your authority to operate this equipment.

This device complies with part 15 of the FCC Rules. Operation is subject to the following two conditions: (1) This device may not cause harmful interference, and (2) this device must accept any interference received, including interference that may cause undesired operation.

## RF Exposure Information

The device has been evaluated to meet general RF exposure requirement. The device can be used in portable exposure condition without restriction.