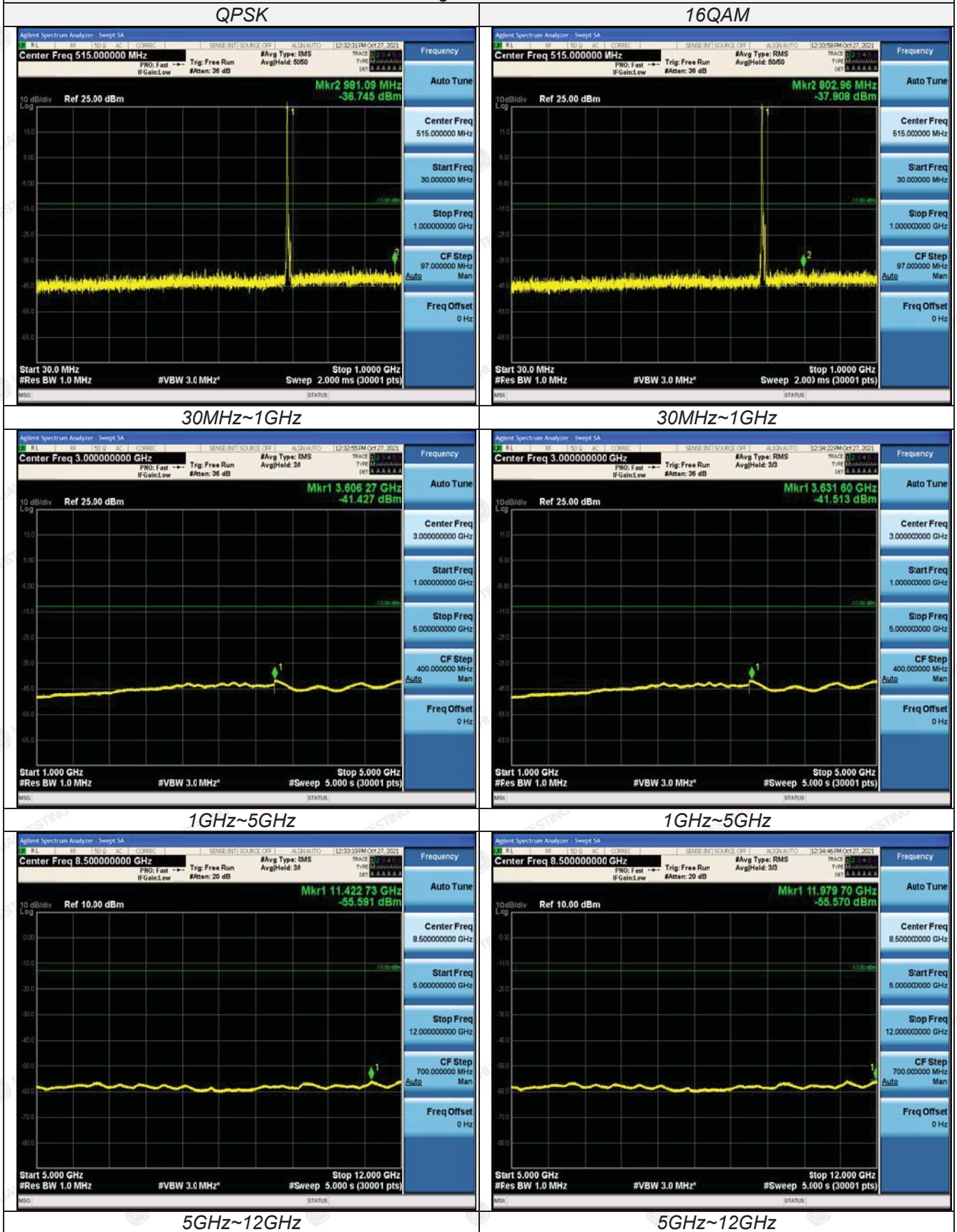
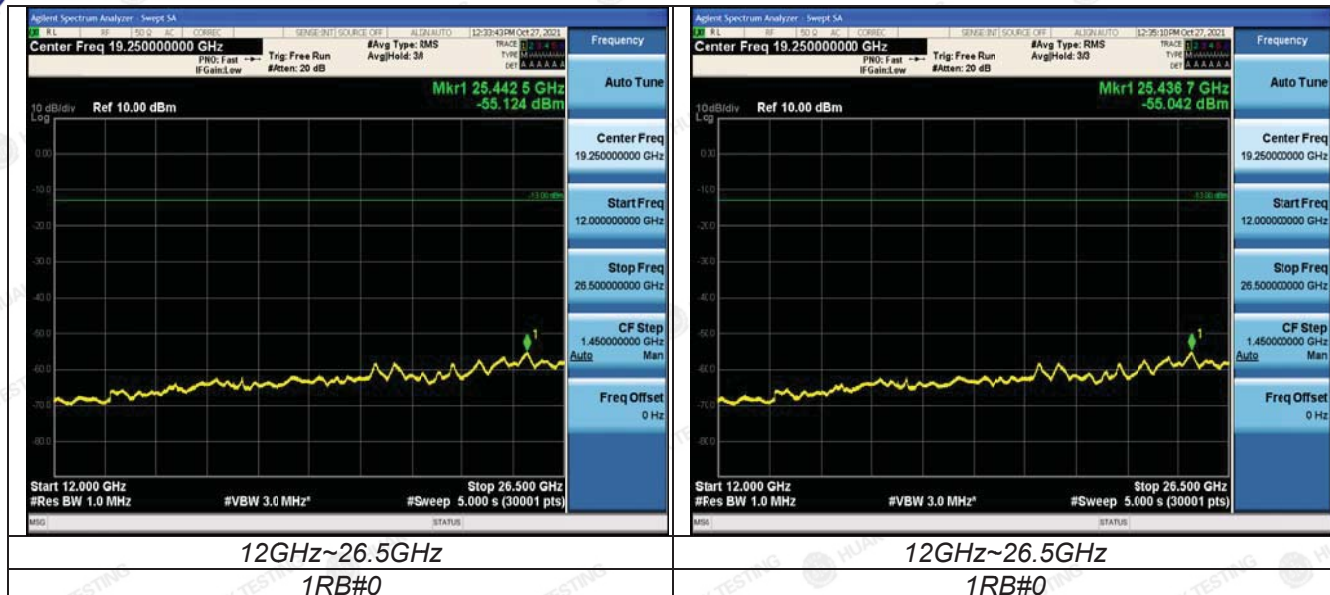




LTE FDD Band 71-5MHz Channel Bandwidth High Channel



The results shown in this test report refer only to the sample(s) tested unless otherwise stated and the sample(s) are retained for 30 days only. This document is issued by HUAKE, this document cannot be reproduced except in full with our prior written permission. The more details and the authenticity of the report will be confirmed at <http://www.cer-mark.com>.



The results shown in this test report refer only to the sample(s) tested unless otherwise stated and the sample(s) are retained for 30 days only. The document is issued by HUAKE, this document cannot be reproduced except in full with our prior written permission. The more details and the authenticity of the report will be confirmed at <http://www.cer-mark.com>.

HUAKE Testing Lab TEL : +86-755 2302 9901 FAX : +86-755 2302 9901 E-mail : service@cer-mark.com

1-2/F., Building B2, Junfeng Zhongcheng Zhizao Innovation Park, Heping, Fuhai Street, Bao'an District, Shenzhen, Guangdong, China

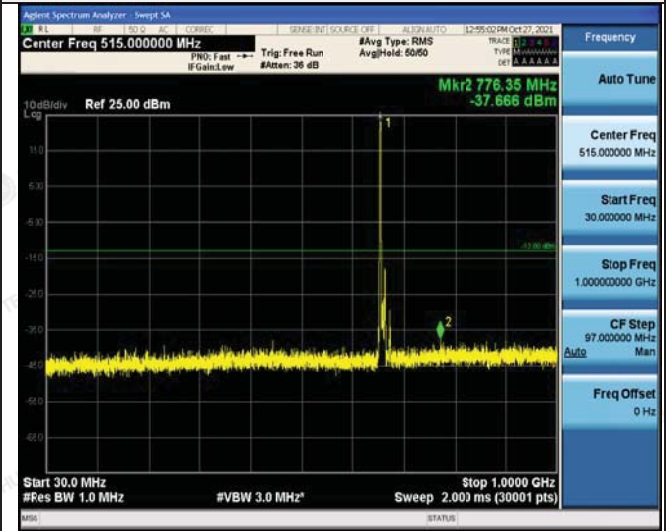
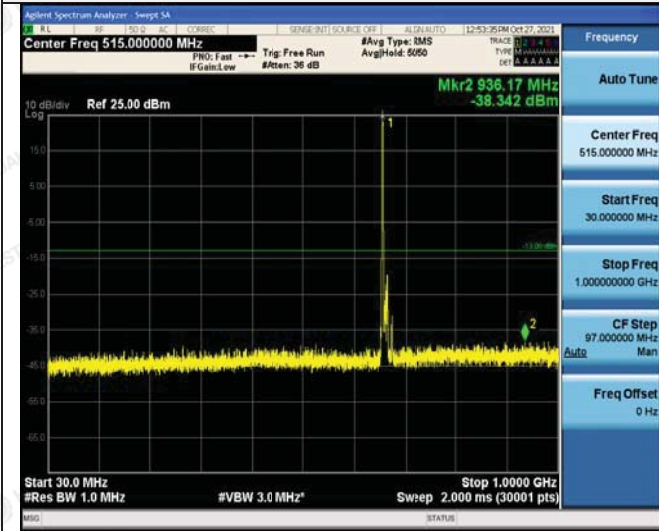




LTE FDD Band 71-10MHz Channel Bandwidth  
Low Channel

QPSK

16QAM



30MHz~1GHz

30MHz~1GHz



1GHz~5GHz

1GHz~5GHz



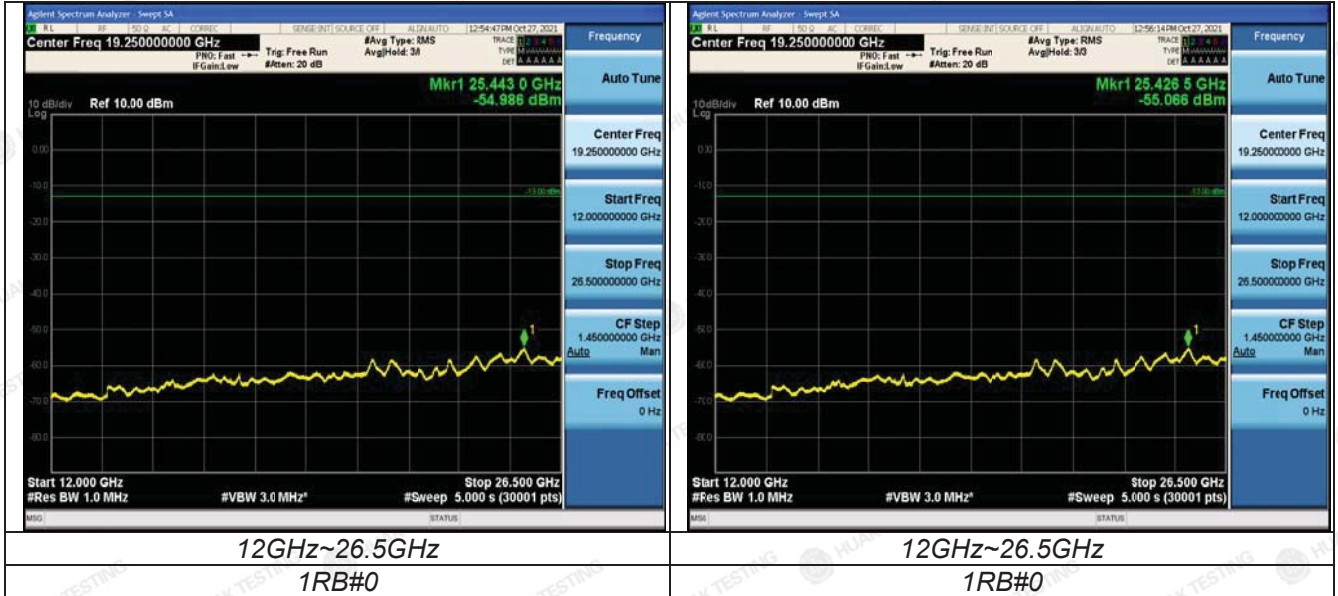
5GHz~12GHz

5GHz~12GHz

The results shown in this test report refer only to the sample(s) tested unless otherwise stated and the sample(s) are retained for 20 days only. This document is issued by HUAKE, this document cannot be reproduced except in full with our prior written permission. The more details and the authenticity of the report will be confirmed at <http://www.cer-mark.com>.

HUAKE Testing Lab TEL : +86-755 2302 9901 FAX : +86-755 2302 9901 E-mail : service@cer-mark.com

1-2/F., Building B2, Junfeng Zhongcheng Zhizao Innovation Park, Heping, Fuhai Street, Bao'an District, Shenzhen, Guangdong, China



The results shown in this test report refer only to the sample(s) tested unless otherwise stated and the sample(s) are retained for 30 days only. The document is issued by HUAKE, this document cannot be reproduced except in full with our prior written permission. The more details and the authenticity of the report will be confirmed at <http://www.cer-mark.com>.

HUAKE Testing Lab TEL : +86-755 2302 9901 FAX : +86-755 2302 9901 E-mail : service@cer-mark.com

1-2/F., Building B2, Junfeng Zhongcheng Zhizao Innovation Park, Heping, Fuhai Street, Bao'an District, Shenzhen, Guangdong, China

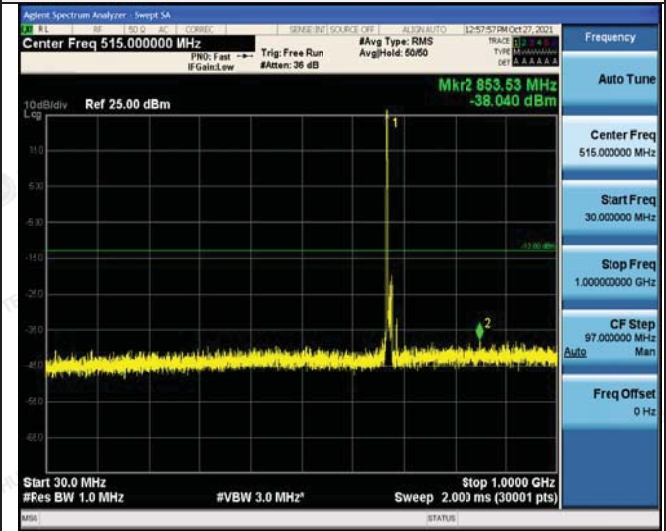
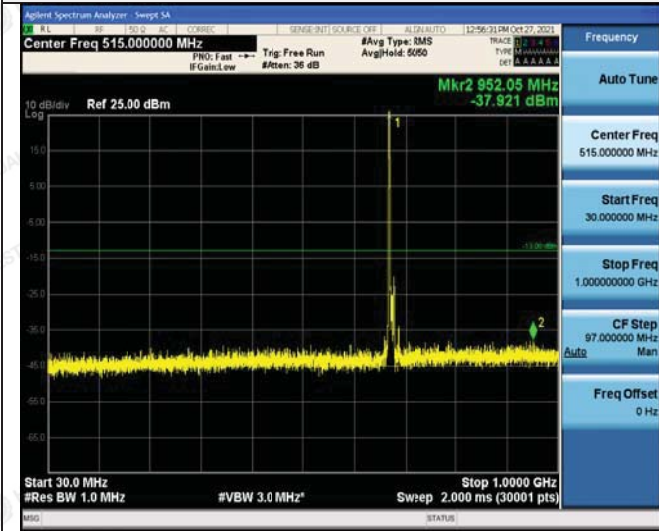




LTE FDD Band 71-10MHz Channel Bandwidth  
Middle Channel

QPSK

16QAM



30MHz~1GHz

30MHz~1GHz



1GHz~5GHz

1GHz~5GHz



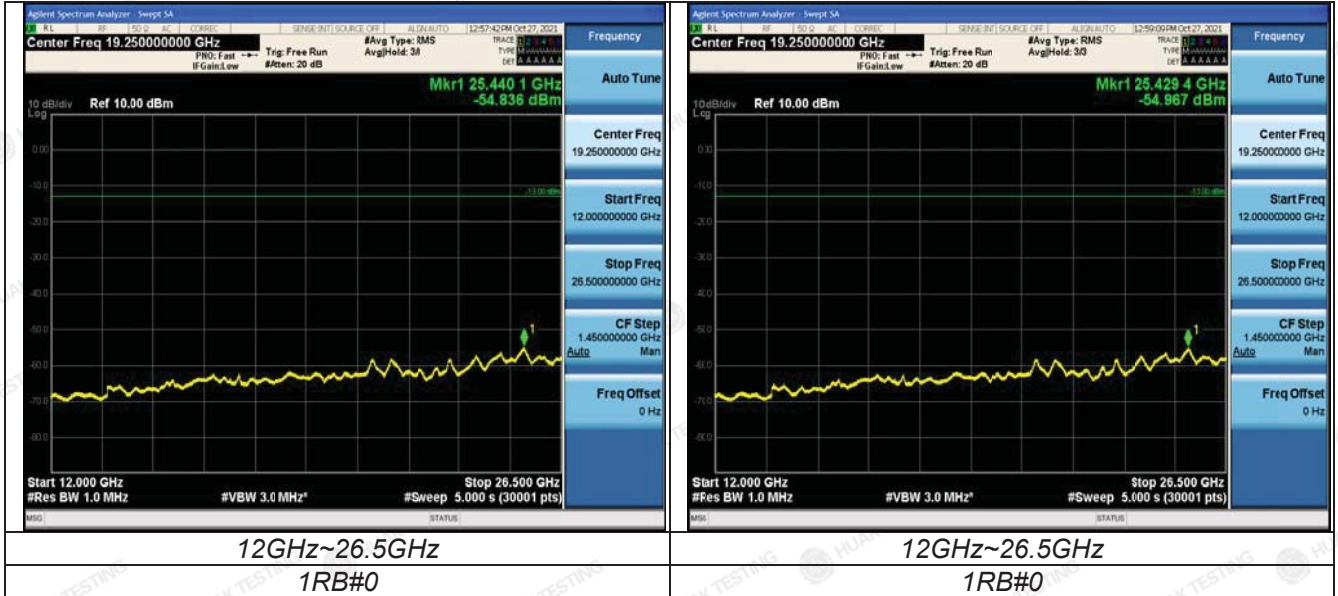
5GHz~12GHz

5GHz~12GHz

The results shown in this test report refer only to the sample(s) tested unless otherwise stated and the sample(s) are retained for 2 days only. This document is issued by HUAKE, this document cannot be reproduced except in full with our prior written permission. The more details and the authenticity of the report will be confirmed at <http://www.cer-mark.com>.

HUAKE Testing Lab TEL : +86-755 2302 9901 FAX : +86-755 2302 9901 E-mail : service@cer-mark.com

1-2/F., Building B2, Junfeng Zhongcheng Zhizao Innovation Park, Heping, Fuhai Street, Bao'an District, Shenzhen, Guangdong, China



The results shown in this test report refer only to the sample(s) tested unless otherwise stated and the sample(s) are retained for 30 days only. The document is issued by HUAKE, this document cannot be reproduced except in full with our prior written permission. The more details and the authenticity of the report will be confirmed at <http://www.cer-mark.com>.

HUAKE Testing Lab TEL : +86-755 2302 9901 FAX : +86-755 2302 9901 E-mail : service@cer-mark.com

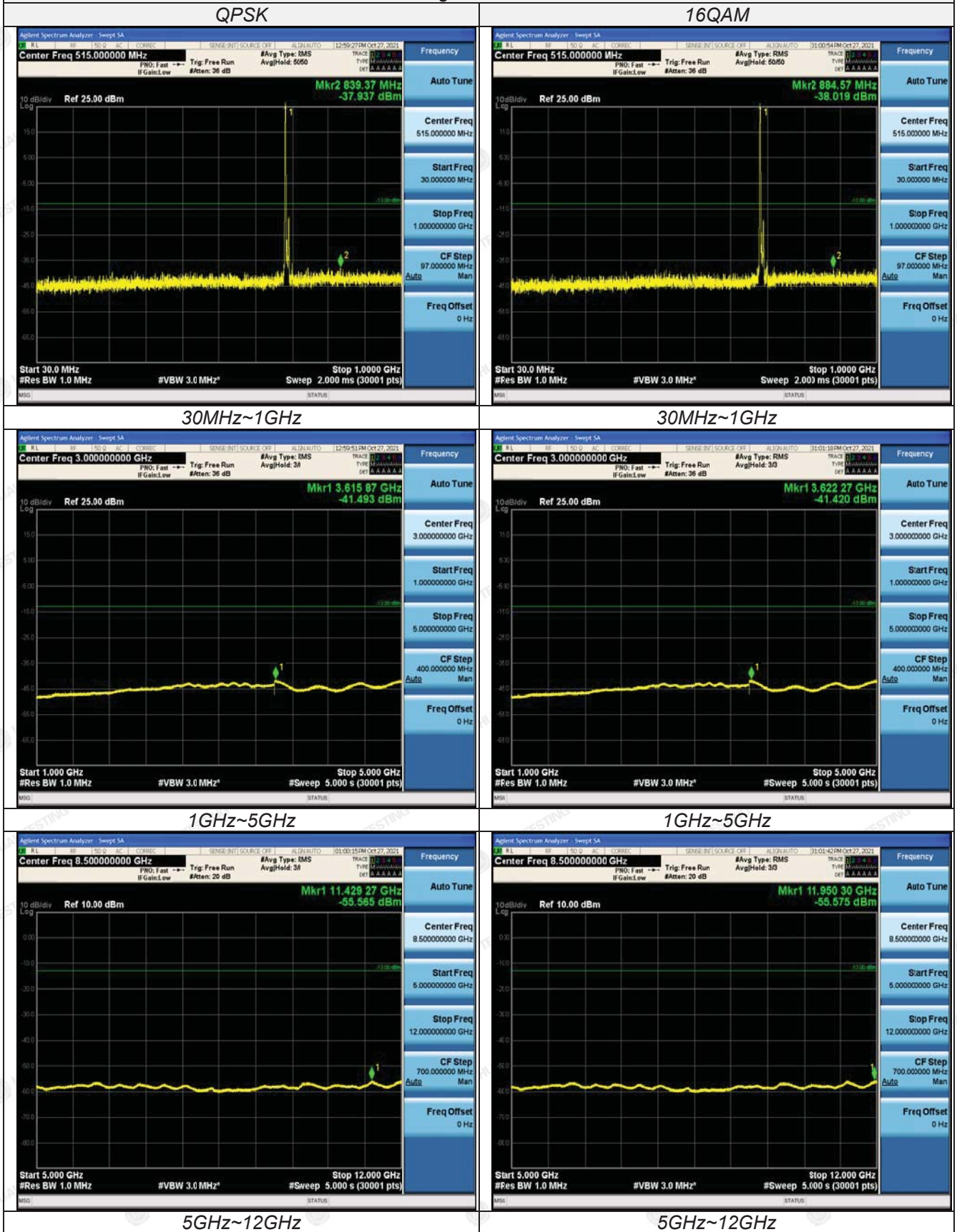
1-2/F., Building B2, Junfeng Zhongcheng Zhizao Innovation Park, Heping, Fuhai Street, Bao'an District, Shenzhen, Guangdong, China







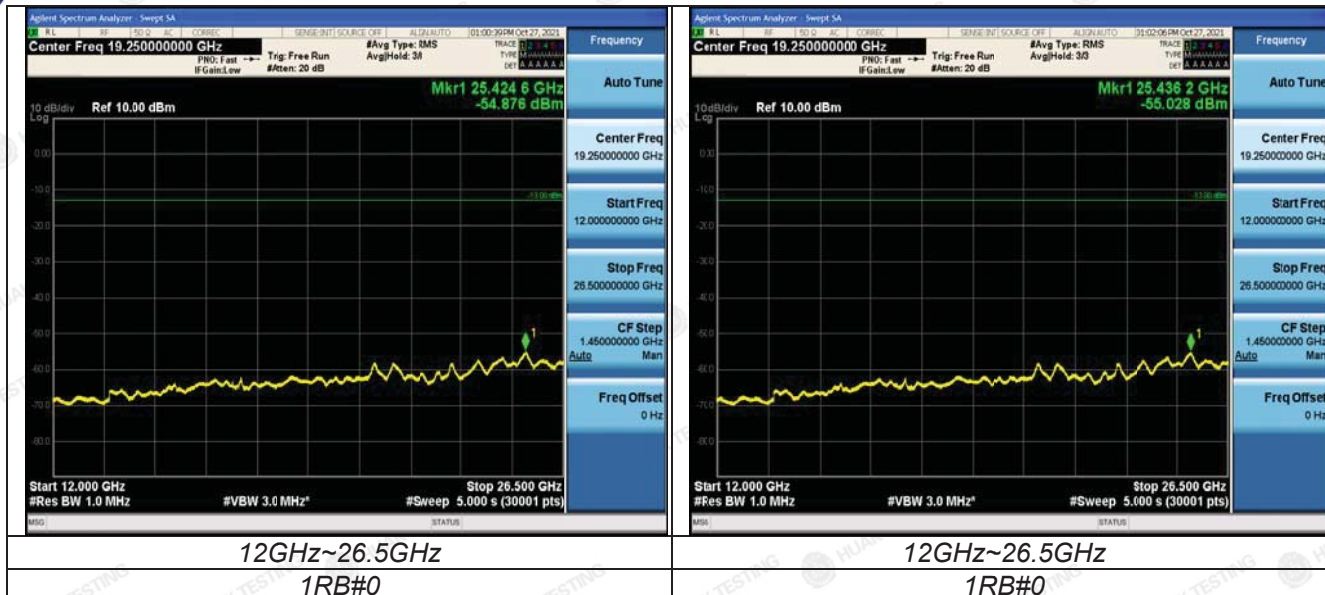
LTE FDD Band 71-10MHz Channel Bandwidth High Channel



The results shown in this test report refer only to the sample(s) tested unless otherwise stated and the sample(s) are retained for 20 days only. This document is issued by HUAKE, this document cannot be reproduced except in full with our prior written permission. The more details and the authenticity of the report will be confirmed at <http://www.cer-mark.com>.

HUAKE Testing Lab TEL : +86-755 2302 9901 FAX : +86-755 2302 9901 E-mail : service@cer-mark.com

1-2/F., Building B2, Junfeng Zhongcheng Zhizao Innovation Park, Heping, Fuhai Street, Bao'an District, Shenzhen, Guangdong, China



The results shown in this test report refer only to the sample(s) tested unless otherwise stated and the sample(s) are retained for 30 days only. The document is issued by HUAKE, this document cannot be reproduced except in full with our prior written permission. The more details and the authenticity of the report will be confirmed at <http://www.cer-mark.com>.

HUAKE Testing Lab TEL : +86-755 2302 9901 FAX : +86-755 2302 9901 E-mail : service@cer-mark.com

1-2/F., Building B2, Junfeng Zhongcheng Zhizao Innovation Park, Heping, Fuhai Street, Bao'an District, Shenzhen, Guangdong, China



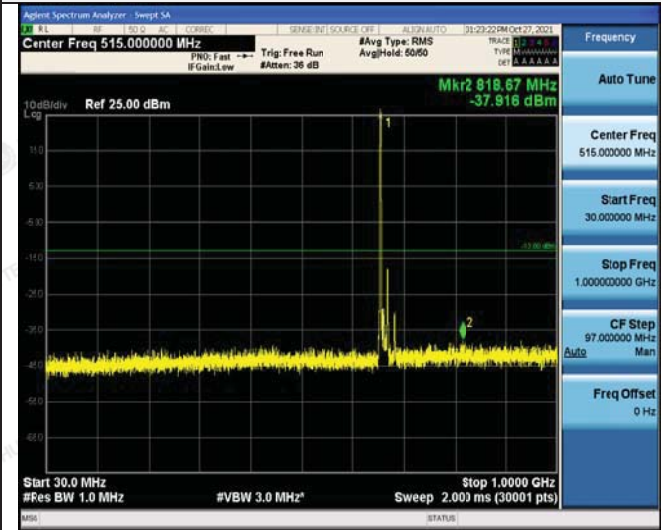
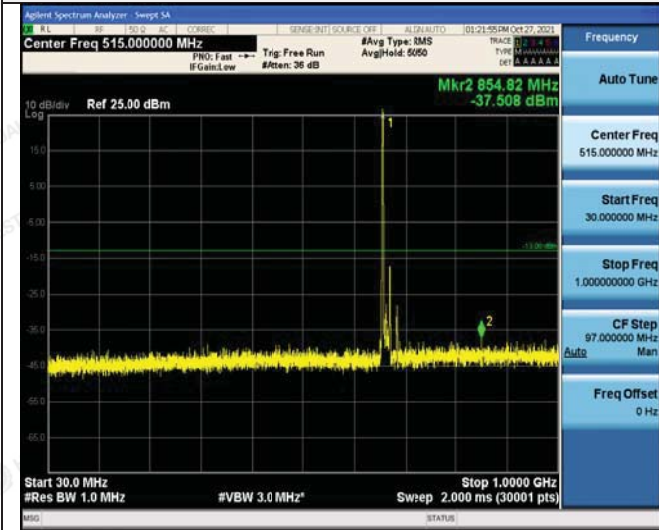


LTE FDD Band 71-15MHz Channel Bandwidth

Low Channel

QPSK

16QAM



30MHz~1GHz

30MHz~1GHz



1GHz~5GHz

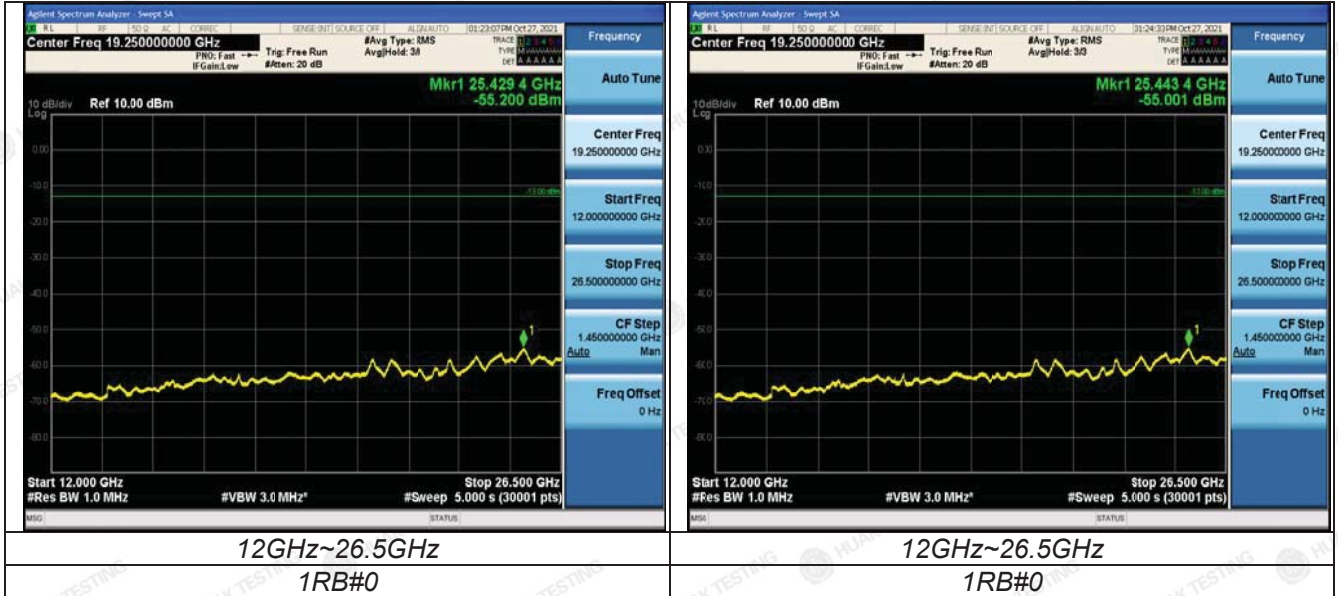
1GHz~5GHz



5GHz~12GHz

5GHz~12GHz

The results shown in this test report refer only to the sample(s) tested unless otherwise stated and the sample(s) are retained for 30 days only. The document is issued by HUAKE, this document cannot be reproduced except in full with our prior written permission. The more details and the authenticity of the report will be confirmed at <http://www.cer-mark.com>.



The results shown in this test report refer only to the sample(s) tested unless otherwise stated and the sample(s) are retained for 30 days only. The document is issued by HUAKE, this document cannot be reproduced except in full with our prior written permission. The more details and the authenticity of the report will be confirmed at <http://www.cer-mark.com>.

HUAKE Testing Lab TEL : +86-755 2302 9901 FAX : +86-755 2302 9901 E-mail : service@cer-mark.com

1-2/F., Building B2, Junfeng Zhongcheng Zhizao Innovation Park, Heping, Fuhai Street, Bao'an District, Shenzhen, Guangdong, China

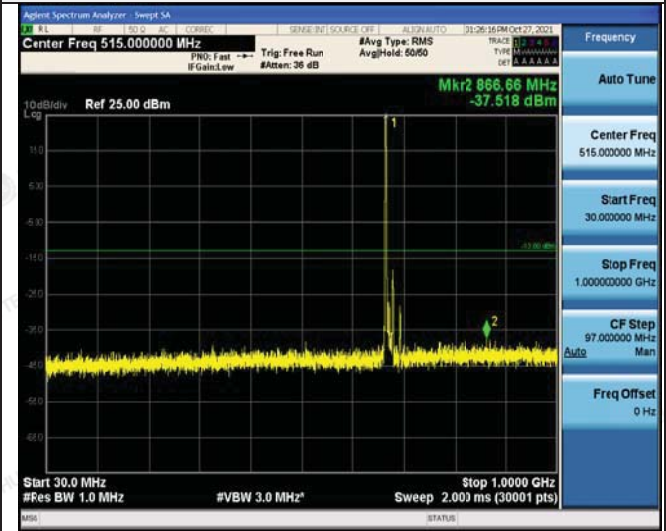
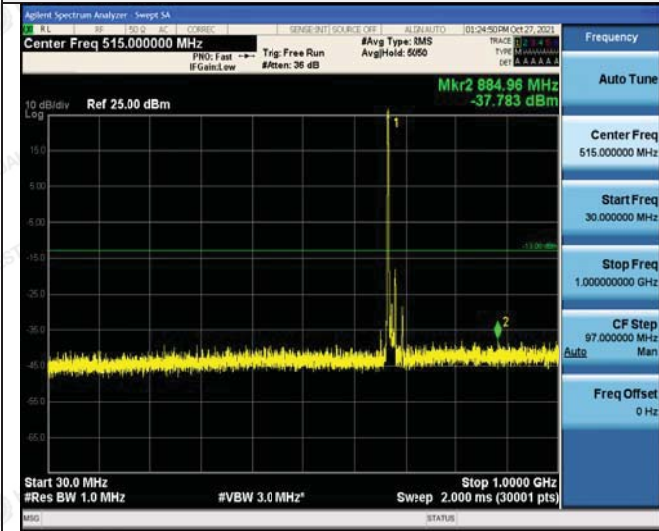




LTE FDD Band 71-15MHz Channel Bandwidth  
Middle Channel

QPSK

16QAM



30MHz~1GHz

30MHz~1GHz



1GHz~5GHz

1GHz~5GHz



5GHz~12GHz

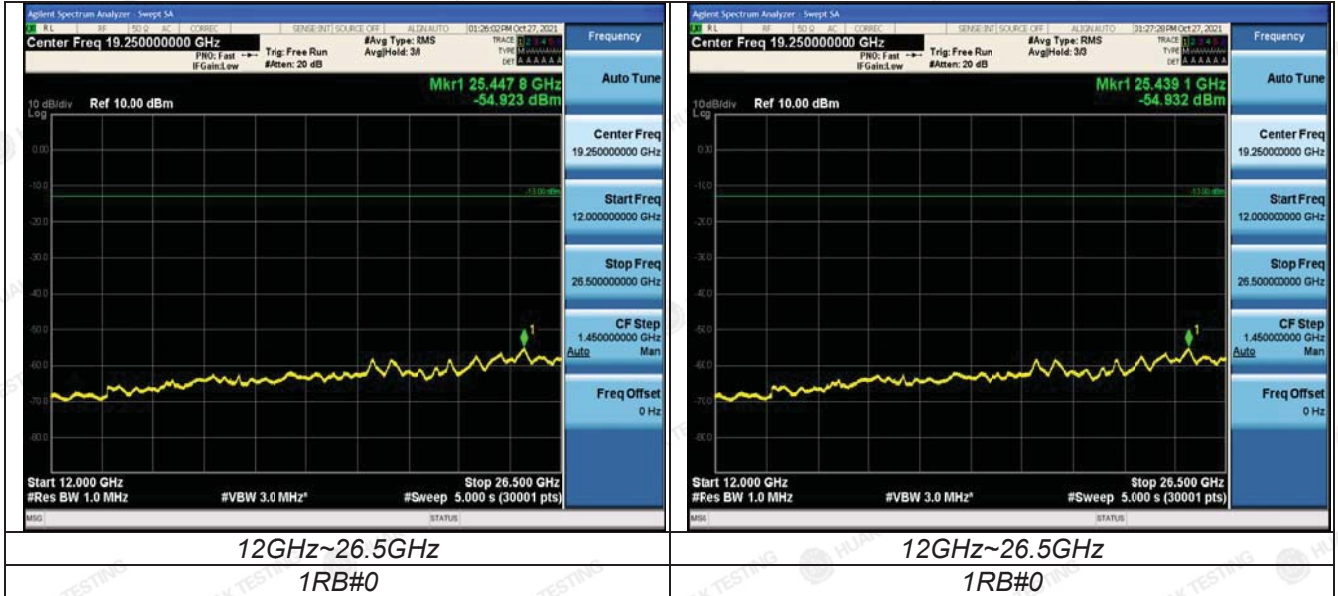
5GHz~12GHz

The results shown in this test report refer only to the sample(s) tested unless otherwise stated and the sample(s) are retained for 30 days only. This document is issued by HUAKE, this document cannot be reproduced except in full with our prior written permission. The more details and the authenticity of the report will be confirmed at <http://www.cer-mark.com>.

HUAKE Testing Lab TEL : +86-755 2302 9901 FAX : +86-755 2302 9901 E-mail : [service@cer-mark.com](mailto:service@cer-mark.com)

1-2/F., Building B2, Junfeng Zhongcheng Zhizao Innovation Park, Heping, Fuhai Street, Bao'an District, Shenzhen, Guangdong, China





The results shown in this test report refer only to the sample(s) tested unless otherwise stated and the sample(s) are retained for 30 days only. The document is issued by HUAKE, this document cannot be reproduced except in full with our prior written permission. The more details and the authenticity of the report will be confirmed at <http://www.cer-mark.com>.

HUAKE Testing Lab TEL : +86-755 2302 9901 FAX : +86-755 2302 9901 E-mail : service@cer-mark.com

1-2/F., Building B2, Junfeng Zhongcheng Zhizao Innovation Park, Heping, Fuhai Street, Bao'an District, Shenzhen, Guangdong, China

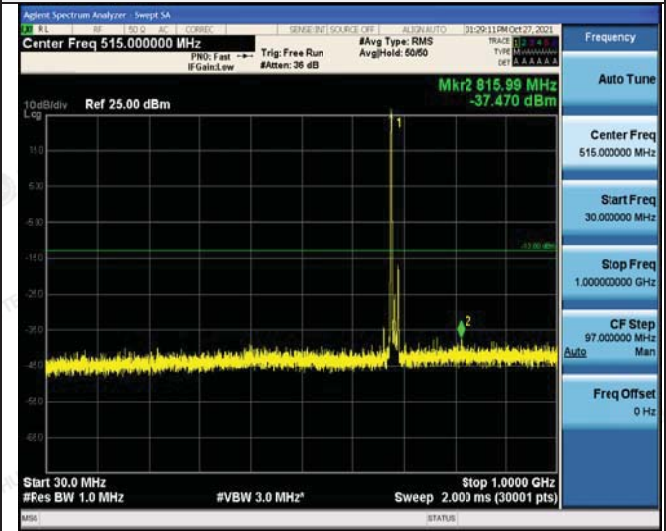
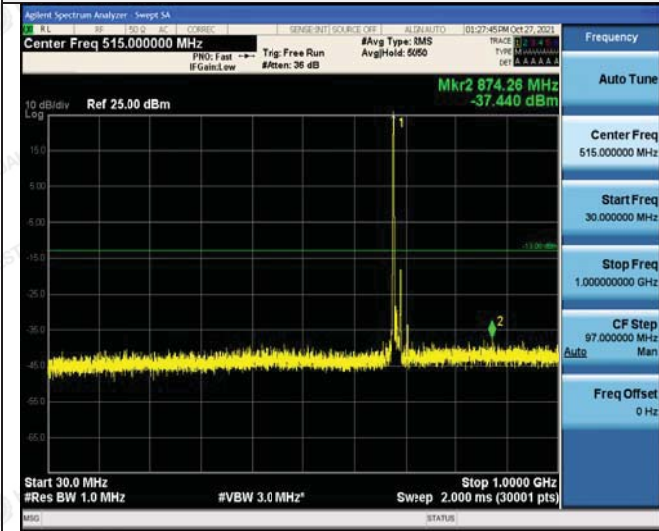




LTE FDD Band 71-15MHz Channel Bandwidth High Channel

QPSK

16QAM



30MHz~1GHz

30MHz~1GHz



1GHz~5GHz

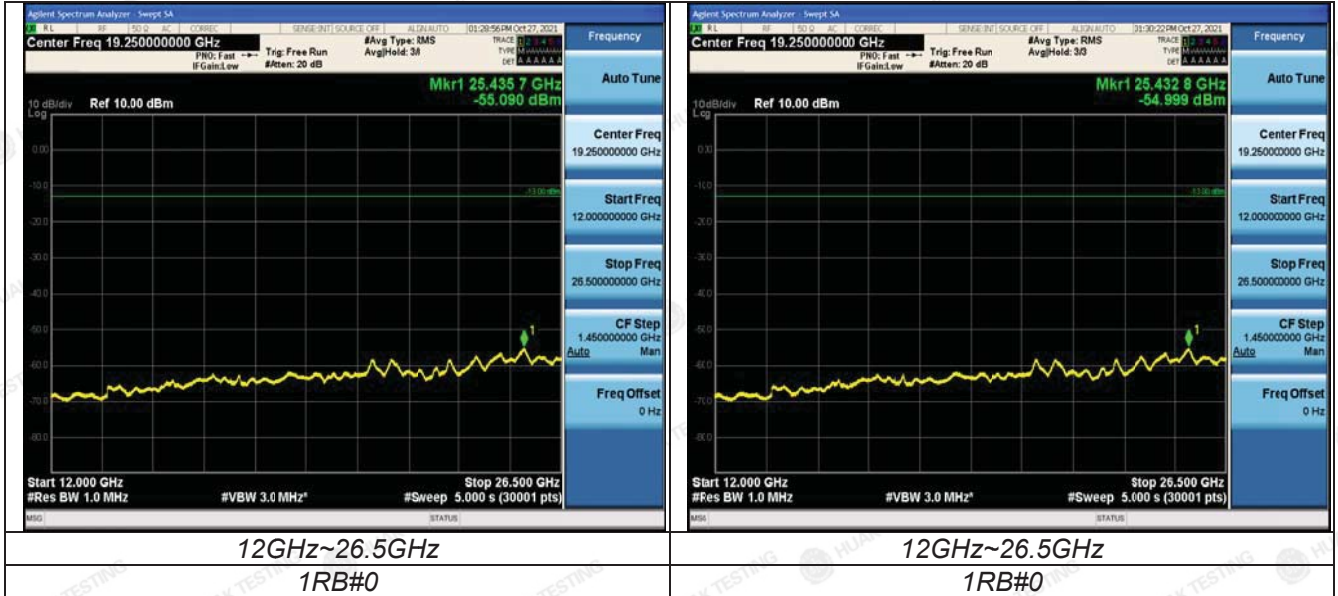
1GHz~5GHz



5GHz~12GHz

5GHz~12GHz

The results shown in this test report refer only to the sample(s) tested unless otherwise stated and the sample(s) are retained for 30 days only. This document is issued by HUAKE, this document cannot be reproduced except in full with our prior written permission. The more details and the authenticity of the report will be confirmed at <http://www.cer-mark.com>.



The results shown in this test report refer only to the sample(s) tested unless otherwise stated and the sample(s) are retained for 30 days only. The document is issued by HUAKE, this document cannot be reproduced except in full with our prior written permission. The more details and the authenticity of the report will be confirmed at <http://www.cer-mark.com>.

HUAKE Testing Lab TEL : +86-755 2302 9901 FAX : +86-755 2302 9901 E-mail : service@cer-mark.com

1-2/F., Building B2, Junfeng Zhongcheng Zhizao Innovation Park, Heping, Fuhai Street, Bao'an District, Shenzhen, Guangdong, China

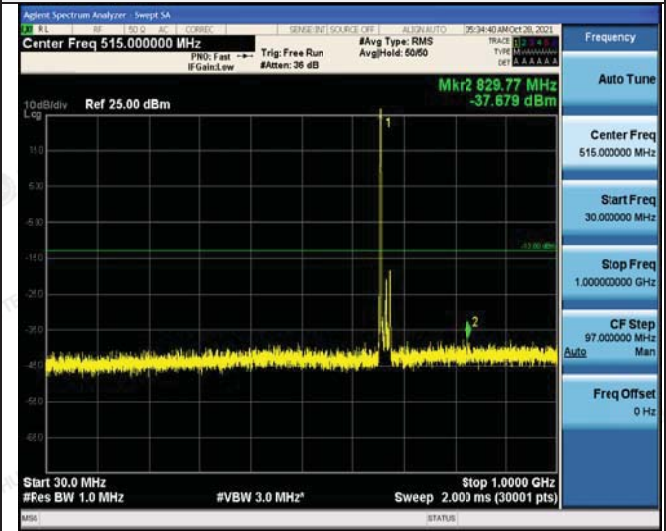
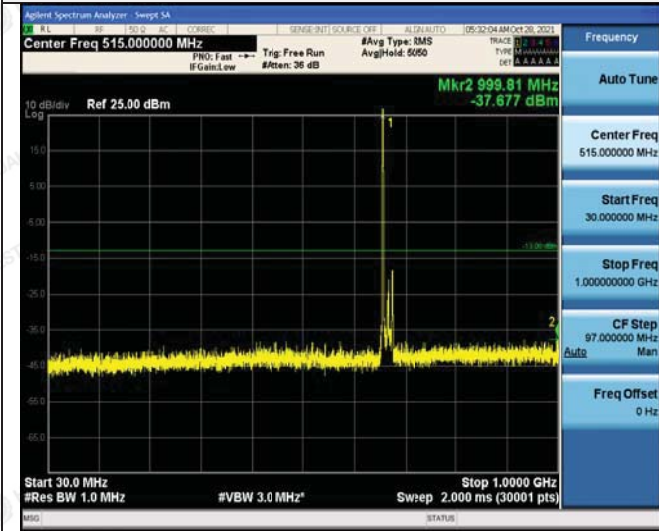




LTE FDD Band 71-20MHz Channel Bandwidth  
Low Channel

QPSK

16QAM



30MHz~1GHz

30MHz~1GHz



1GHz~5GHz

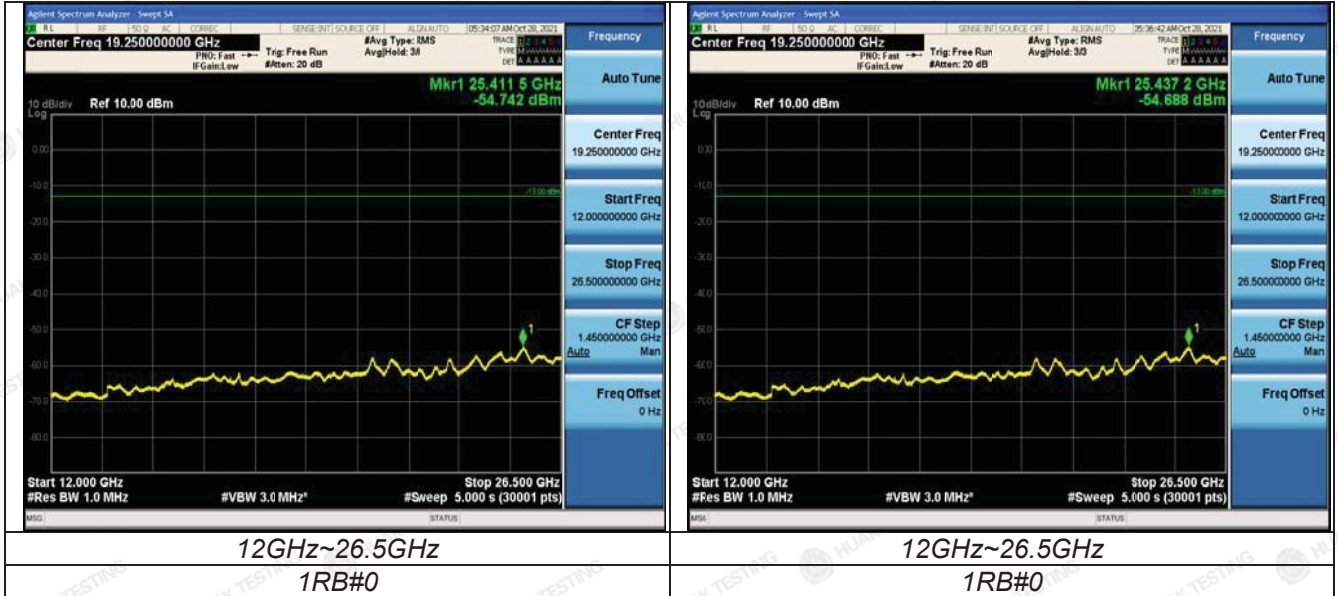
1GHz~5GHz



5GHz~12GHz

5GHz~12GHz

The results shown in this test report refer only to the sample(s) tested unless otherwise stated and the sample(s) are retained for 2 days only. This document is issued by HUAKE, this document cannot be reproduced except in full with our prior written permission. The more details and the authenticity of the report will be confirmed at <http://www.cer-mark.com>.



The results shown in this test report refer only to the sample(s) tested unless otherwise stated and the sample(s) are retained for 30 days only. The document is issued by HUAKE, this document cannot be reproduced except in full with our prior written permission. The more details and the authenticity of the report will be confirmed at <http://www.cer-mark.com>.

HUAKE Testing Lab TEL : +86-755 2302 9901 FAX : +86-755 2302 9901 E-mail : service@cer-mark.com

1-2/F., Building B2, Junfeng Zhongcheng Zhizao Innovation Park, Heping, Fuhai Street, Bao'an District, Shenzhen, Guangdong, China

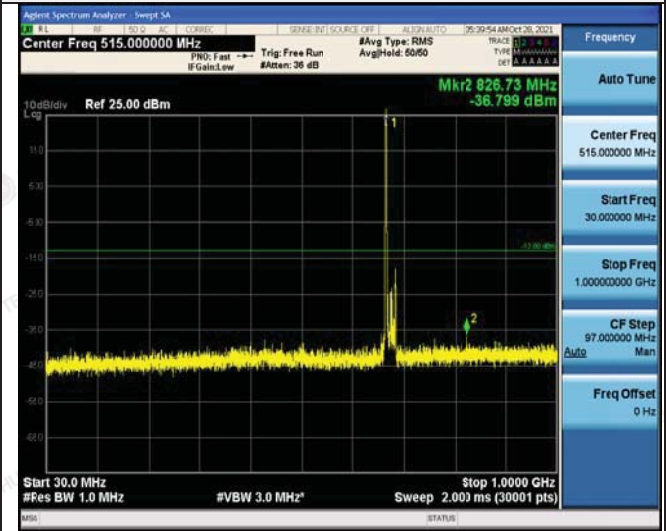
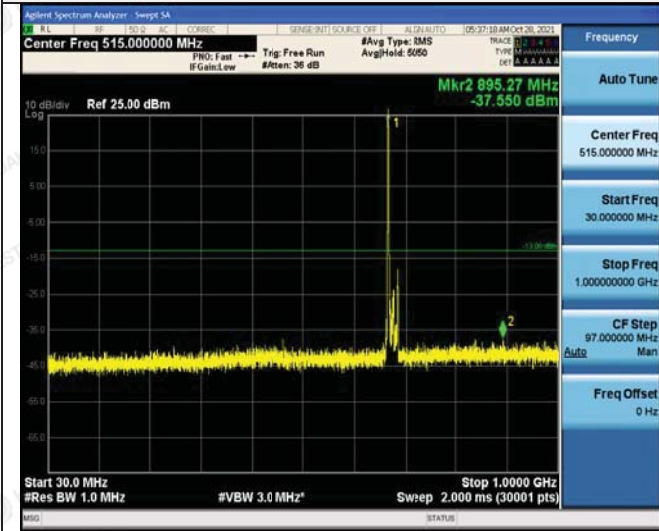




LTE FDD Band 71-20MHz Channel Bandwidth  
Middle Channel

QPSK

16QAM



30MHz~1GHz

30MHz~1GHz



1GHz~5GHz

1GHz~5GHz

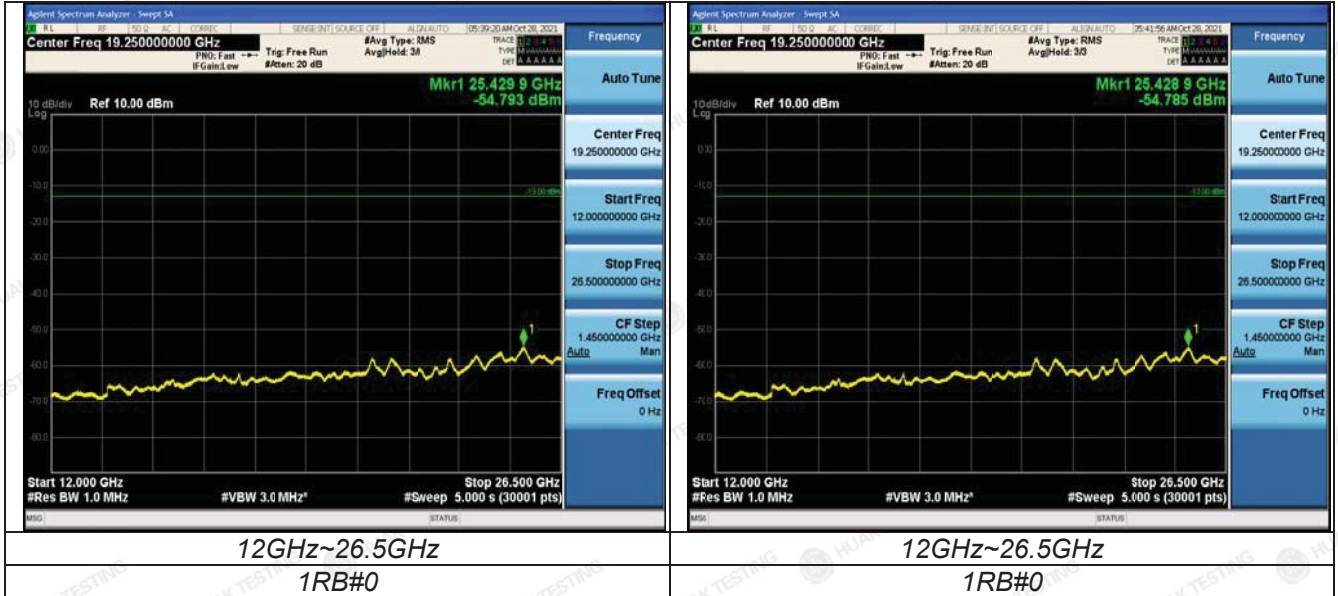


5GHz~12GHz

5GHz~12GHz

The results shown in this test report refer only to the sample(s) tested unless otherwise stated and the sample(s) are retained for 20 days only. The document is issued by HUAKE, this document cannot be reproduced except in full with our prior written permission. The more details and the authenticity of the report will be confirmed at <http://www.cer-mark.com>.





The results shown in this test report refer only to the sample(s) tested unless otherwise stated and the sample(s) are retained for 30 days only. The document is issued by HUAKE, this document cannot be reproduced except in full with our prior written permission. The more details and the authenticity of the report will be confirmed at <http://www.cer-mark.com>.

HUAKE Testing Lab TEL : +86-755 2302 9901 FAX : +86-755 2302 9901 E-mail : service@cer-mark.com

1-2/F., Building B2, Junfeng Zhongcheng Zhizao Innovation Park, Heping, Fuhai Street, Bao'an District, Shenzhen, Guangdong, China

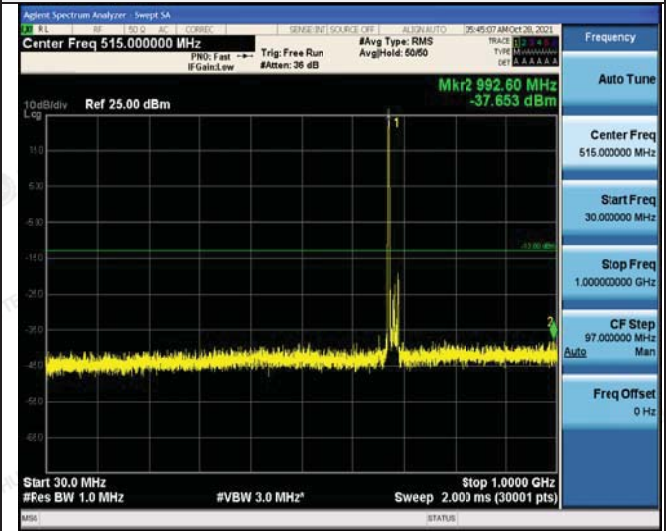
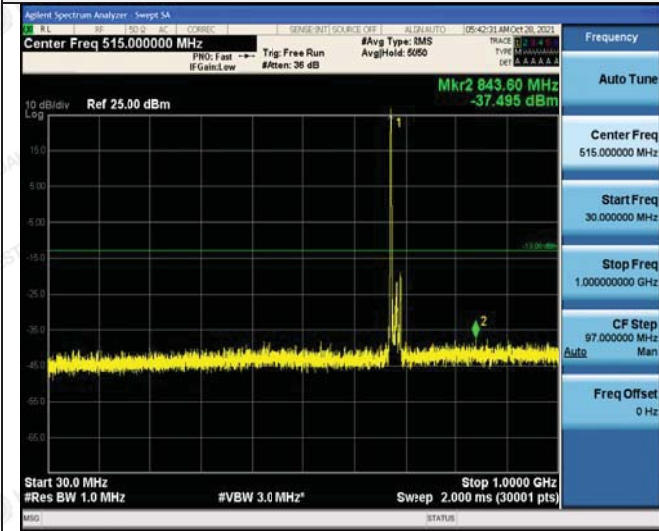




LTE FDD Band 71-20MHz Channel Bandwidth High Channel

QPSK

16QAM



30MHz~1GHz

30MHz~1GHz



1GHz~5GHz

1GHz~5GHz

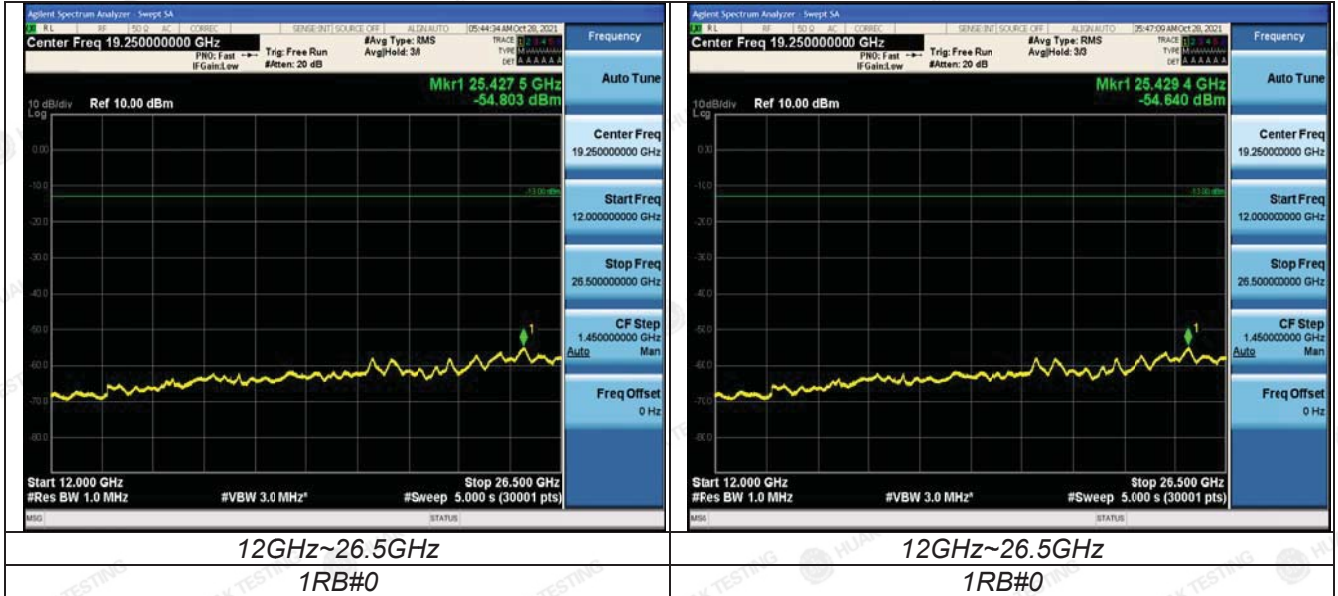


5GHz~12GHz

5GHz~12GHz

The results shown in this test report refer only to the sample(s) tested unless otherwise stated and the sample(s) are retained for 30 days only. This document is issued by HUAKE, this document cannot be reproduced except in full with our prior written permission. The more details and the authenticity of the report will be confirmed at <http://www.cer-mark.com>.





The results shown in this test report refer only to the sample(s) tested unless otherwise stated and the sample(s) are retained for 30 days only. The document is issued by HUAKE, this document cannot be reproduced except in full with our prior written permission. The more details and the authenticity of the report will be confirmed at <http://www.cer-mark.com>.

HUAKE Testing Lab TEL : +86-755 2302 9901 FAX : +86-755 2302 9901 E-mail : service@cer-mark.com

1-2/F., Building B2, Junfeng Zhongcheng Zhizao Innovation Park, Heping, Fuhai Street, Bao'an District, Shenzhen, Guangdong, China



Radiated Measurement:

Remark:

1. We were tested all RB Configuration refer 3GPP TS136 521 for each Channel Bandwidth of LTE FDD Band 71; recorded worst case for each Channel Bandwidth of LTE FDD Band 71.
2.  $EIRP = P_{Mea}(dBm) - P_{cl}(dB) + G_a(dBi)$
3. We were not recorded other points as values lower than limits.
4. Margin = Limit - EIRP

LTE FDD Band 71 Channel Bandwidth 5MHz QPSK Low Channel

Frequency (MHz)	P <sub>Mea</sub> (dBm)	P <sub>cl</sub> (dB)	Diatance	G <sub>a</sub> Antenna Gain(dB)	Peak EIRP (dBm)	Limit (dBm)	Margin (dB)	Polarization
1331	-35.91	2.86	3.00	7.25	-31.52	-13.00	18.52	H
1996.5	-43.74	2.94	3.00	9.53	-37.15	-13.00	24.15	H
1331	-43.51	2.86	3.00	7.25	-39.12	-13.00	26.12	V
1996.5	-47.22	2.94	3.00	9.53	-40.63	-13.00	27.63	V

LTE FDD Band 71 Channel Bandwidth 5MHz QPSK Middle Channel

Frequency (MHz)	P <sub>Mea</sub> (dBm)	P <sub>cl</sub> (dB)	Diatance	G <sub>a</sub> Antenna Gain(dB)	EIRP (dBm)	Limit (dBm)	Margin (dB)	Polarization
1361	-35.38	2.86	3.00	7.25	-30.99	-13.00	17.99	H
2041.5	-43.42	2.94	3.00	9.53	-36.83	-13.00	23.83	H
1361	-44.17	2.86	3.00	7.25	-39.78	-13.00	26.78	V
2041.5	-47.56	2.94	3.00	9.53	-40.97	-13.00	27.97	V

LTE FDD Band 71 Channel Bandwidth 5MHz QPSK High Channel

Frequency (MHz)	P <sub>Mea</sub> (dBm)	P <sub>cl</sub> (dB)	Diatance	G <sub>a</sub> Antenna Gain(dB)	EIRP (dBm)	Limit (dBm)	Margin (dB)	Polarization
1391	-35.43	2.86	3.00	7.25	-31.04	-13.00	18.04	H
2086.5	-43.31	2.94	3.00	9.53	-36.72	-13.00	23.72	H
1391	-43.87	2.86	3.00	7.25	-39.48	-13.00	26.48	V
2086.5	-46.79	2.94	3.00	9.53	-40.2	-13.00	27.20	V

LTE FDD Band 71 Channel Bandwidth 10MHz QPSK Low Channel

Frequency (MHz)	P <sub>Mea</sub> (dBm)	P <sub>cl</sub> (dB)	Diatance	G <sub>a</sub> Antenna Gain(dB)	Peak EIRP (dBm)	Limit (dBm)	Margin (dB)	Polarization
1336	-35.61	2.86	3.00	7.25	-31.22	-13.00	18.22	H
2004	-43.37	2.94	3.00	9.53	-36.78	-13.00	23.78	H
1336	-44.12	2.86	3.00	7.25	-39.73	-13.00	26.73	V
2004	-47.42	2.94	3.00	9.53	-40.83	-13.00	27.83	V

LTE FDD Band 71 Channel Bandwidth 10MHz QPSK Middle Channel

Frequency (MHz)	P <sub>Mea</sub> (dBm)	P <sub>cl</sub> (dB)	Diatance	G <sub>a</sub> Antenna Gain(dB)	EIRP (dBm)	Limit (dBm)	Margin (dB)	Polarization
1361	-35.82	2.86	3.00	7.25	-31.43	-13.00	18.43	H
2041.5	-43.42	2.94	3.00	9.53	-36.83	-13.00	23.83	H
1361	-43.9	2.86	3.00	7.25	-39.51	-13.00	26.51	V
2041.5	-46.92	2.94	3.00	9.53	-40.33	-13.00	27.33	V

LTE FDD Band 71 Channel Bandwidth 10MHz QPSK High Channel

Frequency (MHz)	P <sub>Mea</sub> (dBm)	P <sub>cl</sub> (dB)	Diatance	G <sub>a</sub> Antenna Gain(dB)	EIRP (dBm)	Limit (dBm)	Margin (dB)	Polarization
1386	-35.83	2.86	3.00	7.25	-31.44	-13.00	18.44	H
2079	-43.73	2.94	3.00	9.53	-37.14	-13.00	24.14	H
1386	-43.75	2.86	3.00	7.25	-39.36	-13.00	26.36	V
2079	-47.12	2.94	3.00	9.53	-40.53	-13.00	27.53	V

The results shown in this test report are only valid for the test samples tested and the test results are not valid for other samples. This document is issued by HUAKE, this document cannot be reproduced except in full with our prior written permission. The more details and the authenticity of the report will be confirmed at <http://www.cer-mark.com>.





LTE FDD Band 71\_Channel Bandwidth 15MHz\_QPSK\_Low Channel

Frequency (MHz)	P <sub>Mea</sub> (dBm)	P <sub>cl</sub> (dB)	Diatance	G <sub>a</sub> Antenna Gain(dB)	Peak EIRP (dBm)	Limit (dBm)	Margin (dB)	Polarization
1341	-35.39	2.86	3.00	7.25	-31	-13.00	18.00	H
2011.5	-43.23	2.94	3.00	9.53	-36.64	-13.00	23.64	H
1341	-44.05	2.86	3.00	7.25	-39.66	-13.00	26.66	V
2011.5	-47.07	2.94	3.00	9.53	-40.48	-13.00	27.48	V

LTE FDD Band 71\_Channel Bandwidth 15MHz\_QPSK\_Middle Channel

Frequency (MHz)	P <sub>Mea</sub> (dBm)	P <sub>cl</sub> (dB)	Diatance	G <sub>a</sub> Antenna Gain(dB)	EIRP (dBm)	Limit (dBm)	Margin (dB)	Polarization
1361	-35.54	2.86	3.00	7.25	-31.15	-13.00	18.15	H
2041.5	-43.97	2.94	3.00	9.53	-37.38	-13.00	24.38	H
1361	-44.13	2.86	3.00	7.25	-39.74	-13.00	26.74	V
2041.5	-47.12	2.94	3.00	9.53	-40.53	-13.00	27.53	V

LTE FDD Band 71\_Channel Bandwidth 15MHz\_QPSK\_High Channel

Frequency (MHz)	P <sub>Mea</sub> (dBm)	P <sub>cl</sub> (dB)	Diatance	G <sub>a</sub> Antenna Gain(dB)	EIRP (dBm)	Limit (dBm)	Margin (dB)	Polarization
1381	-35.48	2.86	3.00	7.25	-31.09	-13.00	18.09	H
2071.5	-43.39	2.94	3.00	9.53	-36.8	-13.00	23.80	H
1381	-43.86	2.86	3.00	7.25	-39.47	-13.00	26.47	V
2071.5	-47.02	2.94	3.00	9.53	-40.43	-13.00	27.43	V

LTE FDD Band 71\_Channel Bandwidth 20MHz\_QPSK\_Low Channel

Frequency (MHz)	P <sub>Mea</sub> (dBm)	P <sub>cl</sub> (dB)	Diatance	G <sub>a</sub> Antenna Gain(dB)	Peak EIRP (dBm)	Limit (dBm)	Margin (dB)	Polarization
1346	-35.39	2.86	3.00	7.25	-31	-13.00	18.00	H
2019	-44.05	2.94	3.00	9.53	-37.46	-13.00	24.46	H
1346	-44.23	2.86	3.00	7.25	-39.84	-13.00	26.84	V
2019	-46.94	2.94	3.00	9.53	-40.35	-13.00	27.35	V

LTE FDD Band 71\_Channel Bandwidth 20MHz\_QPSK\_Middle Channel

Frequency (MHz)	P <sub>Mea</sub> (dBm)	P <sub>cl</sub> (dB)	Diatance	G <sub>a</sub> Antenna Gain(dB)	EIRP (dBm)	Limit (dBm)	Margin (dB)	Polarization
1361	-35.35	2.86	3.00	7.25	-30.96	-13.00	17.96	H
2041.5	-44.09	2.94	3.00	9.53	-37.5	-13.00	24.50	H
1361	-44.07	2.86	3.00	7.25	-39.68	-13.00	26.68	V
2041.5	-47.28	2.94	3.00	9.53	-40.69	-13.00	27.69	V

LTE FDD Band 71\_Channel Bandwidth 20MHz\_QPSK\_High Channel

Frequency (MHz)	P <sub>Mea</sub> (dBm)	P <sub>cl</sub> (dB)	Diatance	G <sub>a</sub> Antenna Gain(dB)	EIRP (dBm)	Limit (dBm)	Margin (dB)	Polarization
1376	-35.12	2.86	3.00	7.25	-30.73	-13.00	17.73	H
2064	-43.28	2.94	3.00	9.53	-36.69	-13.00	23.69	H
1376	-43.65	2.86	3.00	7.25	-39.26	-13.00	26.26	V
2064	-47.54	2.94	3.00	9.53	-40.95	-13.00	27.95	V

The results shown in this test report refer only to the sample(s) tested unless otherwise stated and the sample(s) are retained for 30 days only. The document is issued by HUAKE, this document cannot be reproduced except in full with our prior written permission. The more details and the authenticity of the report will be confirmed at <http://www.cer-mark.com>.



LTE FDD Band 71\_Channel Bandwidth 5MHz\_16QAM\_Low Channel

Table with 9 columns: Frequency (MHz), P\_Mea (dBm), P\_cl (dB), Diatance, G\_a Antenna Gain(dB), Peak EIRP (dBm), Limit (dBm), Margin (dB), Polarization. Rows include frequencies 1331 and 1996.5 with various power and gain values.

LTE FDD Band 71\_Channel Bandwidth 5MHz\_16QAM\_Middle Channel

Table with 9 columns: Frequency (MHz), P\_Mea (dBm), P\_cl (dB), Diatance, G\_a Antenna Gain(dB), EIRP (dBm), Limit (dBm), Margin (dB), Polarization. Rows include frequencies 1361 and 2041.5.

LTE FDD Band 71\_Channel Bandwidth 5MHz\_16QAM\_High Channel

Table with 9 columns: Frequency (MHz), P\_Mea (dBm), P\_cl (dB), Diatance, G\_a Antenna Gain(dB), EIRP (dBm), Limit (dBm), Margin (dB), Polarization. Rows include frequencies 1391 and 2086.5.

LTE FDD Band 71\_Channel Bandwidth 10MHz\_16QAM\_Low Channel

Table with 9 columns: Frequency (MHz), P\_Mea (dBm), P\_cl (dB), Diatance, G\_a Antenna Gain(dB), Peak EIRP (dBm), Limit (dBm), Margin (dB), Polarization. Rows include frequencies 1336 and 2004.

LTE FDD Band 71\_Channel Bandwidth 10MHz\_16QAM\_Middle Channel

Table with 9 columns: Frequency (MHz), P\_Mea (dBm), P\_cl (dB), Diatance, G\_a Antenna Gain(dB), EIRP (dBm), Limit (dBm), Margin (dB), Polarization. Rows include frequencies 1361 and 2041.5.

LTE FDD Band 71\_Channel Bandwidth 10MHz\_16QAM\_High Channel

Table with 9 columns: Frequency (MHz), P\_Mea (dBm), P\_cl (dB), Diatance, G\_a Antenna Gain(dB), EIRP (dBm), Limit (dBm), Margin (dB), Polarization. Rows include frequencies 1386 and 2079.

The results shown in this test report refer only to the sample(s) tested unless otherwise stated and the sample(s) are retained for 30 days only. The document is issued by HUAKE, this document cannot be reproduced except in full with our prior written permission. The more details and the authenticity of the report will be confirmed at http://www.cer-mark.com.





LTE FDD Band 71\_Channel Bandwidth 15MHz\_16QAM\_Low Channel

Frequency (MHz)	P <sub>Mea</sub> (dBm)	P <sub>cl</sub> (dB)	Diatance	G <sub>a</sub> Antenna Gain(dB)	Peak EIRP (dBm)	Limit (dBm)	Margin (dB)	Polarization
1341	-35.86	2.86	3.00	7.25	-31.47	-13.00	18.47	H
2011.5	-43.98	2.94	3.00	9.53	-37.39	-13.00	24.39	H
1341	-44.32	2.86	3.00	7.25	-39.93	-13.00	26.93	V
2011.5	-47.39	2.94	3.00	9.53	-40.8	-13.00	27.80	V

LTE FDD Band 71\_Channel Bandwidth 15MHz\_16QAM\_Middle Channel

Frequency (MHz)	P <sub>Mea</sub> (dBm)	P <sub>cl</sub> (dB)	Diatance	G <sub>a</sub> Antenna Gain(dB)	EIRP (dBm)	Limit (dBm)	Margin (dB)	Polarization
1361	-35.86	2.86	3.00	7.25	-31.47	-13.00	18.47	H
2041.5	-43.96	2.94	3.00	9.53	-37.37	-13.00	24.37	H
1361	-44.19	2.86	3.00	7.25	-39.8	-13.00	26.80	V
2041.5	-47.3	2.94	3.00	9.53	-40.71	-13.00	27.71	V

LTE FDD Band 71\_Channel Bandwidth 15MHz\_16QAM\_High Channel

Frequency (MHz)	P <sub>Mea</sub> (dBm)	P <sub>cl</sub> (dB)	Diatance	G <sub>a</sub> Antenna Gain(dB)	EIRP (dBm)	Limit (dBm)	Margin (dB)	Polarization
1381	-35.31	2.86	3.00	7.25	-30.92	-13.00	17.92	H
2071.5	-43.15	2.94	3.00	9.53	-36.56	-13.00	23.56	H
1381	-43.46	2.86	3.00	7.25	-39.07	-13.00	26.07	V
2071.5	-47.7	2.94	3.00	9.53	-41.11	-13.00	28.11	V

LTE FDD Band 71\_Channel Bandwidth 20MHz\_16QAM\_Low Channel

Frequency (MHz)	P <sub>Mea</sub> (dBm)	P <sub>cl</sub> (dB)	Diatance	G <sub>a</sub> Antenna Gain(dB)	Peak EIRP (dBm)	Limit (dBm)	Margin (dB)	Polarization
1346	-35.42	2.86	3.00	7.25	-31.03	-13.00	18.03	H
2019	-44	2.94	3.00	9.53	-37.41	-13.00	24.41	H
1346	-43.94	2.86	3.00	7.25	-39.55	-13.00	26.55	V
2019	-47.41	2.94	3.00	9.53	-40.82	-13.00	27.82	V

LTE FDD Band 71\_Channel Bandwidth 20MHz\_16QAM\_Middle Channel

Frequency (MHz)	P <sub>Mea</sub> (dBm)	P <sub>cl</sub> (dB)	Diatance	G <sub>a</sub> Antenna Gain(dB)	EIRP (dBm)	Limit (dBm)	Margin (dB)	Polarization
1361	-35.59	2.86	3.00	7.25	-31.2	-13.00	18.20	H
2041.5	-43.91	2.94	3.00	9.53	-37.32	-13.00	24.32	H
1361	-43.4	2.86	3.00	7.25	-39.01	-13.00	26.01	V
2041.5	-47.46	2.94	3.00	9.53	-40.87	-13.00	27.87	V

LTE FDD Band 71\_Channel Bandwidth 20MHz\_16QAM\_High Channel

Frequency (MHz)	P <sub>Mea</sub> (dBm)	P <sub>cl</sub> (dB)	Diatance	G <sub>a</sub> Antenna Gain(dB)	EIRP (dBm)	Limit (dBm)	Margin (dB)	Polarization
1376	-35.51	2.86	3.00	7.25	-31.12	-13.00	18.12	H
2064	-43.62	2.94	3.00	9.53	-37.03	-13.00	24.03	H
1376	-44.24	2.86	3.00	7.25	-39.85	-13.00	26.85	V
2064	-46.97	2.94	3.00	9.53	-40.38	-13.00	27.38	V

The results shown in this test report refer only to the sample(s) tested unless otherwise stated and the sample(s) are retained for 30 days only. The document is issued by HUAKE, this document cannot be reproduced except in full with our prior written permission. The more details and the authenticity of the report will be confirmed at <http://www.cer-mark.com>.

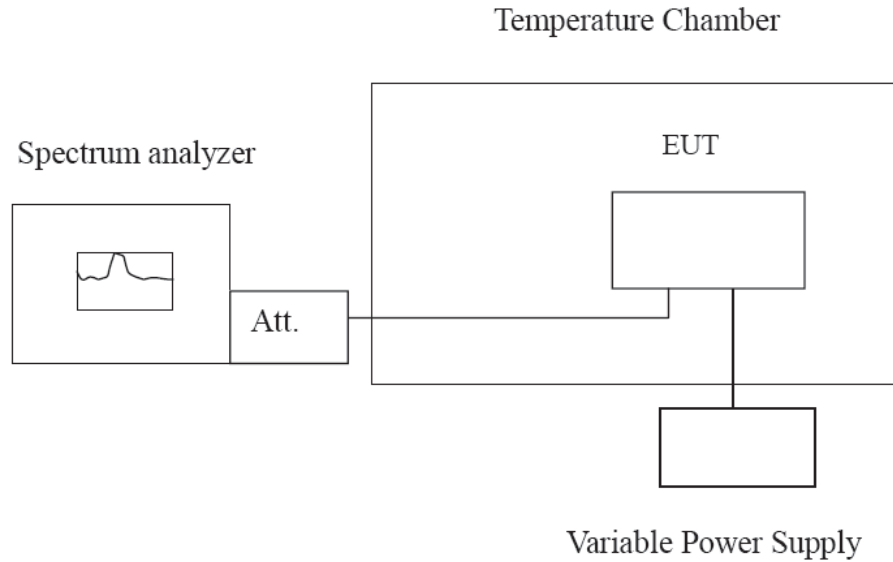


### 3.7 Frequency Stability under Temperature & Voltage Variations

#### LIMIT

the frequency stability shall be sufficient to ensure that the fundamental emissions stay within the authorized bands of operation and should not exceed 2.5ppm.

#### TEST CONFIGURATION



#### TEST PROCEDURE

The EUT was setup according to EIA/TIA 603D

##### Frequency Stability Under Temperature Variations:

In order to measure the carrier frequency under the condition of AFC lock, it is necessary to make measurements with the EUT in a “call mode”. This is accomplished with the use of R&S CMW500 DIGITAL RADIO COMMUNICATION TESTER.

1. Measure the carrier frequency at room temperature.
2. Subject the EUT to overnight soak at -30°C.
3. With the EUT, powered via nominal voltage, connected to the CMW500 and in a simulated call on middle channel for LTE band 12, measure the carrier frequency. These measurements should be made within 2 minutes of Powering up the EUT, to prevent significant self-warming.
4. Repeat the above measurements at 10°C increments from -30°C to +50°C. Allow at least 1.5 hours at each temperature, unpowered, before making measurements.
5. Re-measure carrier frequency at room temperature with nominal voltage. Vary supply voltage from minimum voltage to maximum voltage, in 0.1Volt increments re-measuring carrier frequency at each voltage. Pause at nominal voltage for 1.5 hours unpowered, to allow any self-heating to stabilize, before continuing.
6. Subject the EUT to overnight soak at +50°C.
7. With the EUT, powered via nominal voltage, connected to the CMW500 and in a simulated call on the centre channel, measure the carrier frequency. These measurements should be made within 2 minutes of Powering up the EUT, to prevent significant self-warming.
8. Repeat the above measurements at 10 °C increments from +50°C to -30°C. Allow at least 1.5 hours at each temperature, unpowered, before making measurements
9. At all temperature levels hold the temperature to +/- 0.5°C during the measurement procedure.

##### Frequency Stability Under Voltage Variations:

Set chamber temperature to 20°C. Use a variable AC power supply / DC power source to power the EUT and set the voltage to rated voltage. Set the spectrum analyzer RBW low enough to obtain the desired frequency resolution and recorded the frequency.

Reduce the input voltage to specify extreme voltage variation (±15%) and endpoint, record the maximum frequency change.





**Remark:**

1. We tested all RB Configuration refer 3GPP TS136 521 for each Channel Bandwidth of LTE FDD Band 71; recorded worst case.

LTE Band 71, 5MHz bandwidth (worst case of all bandwidths)

**Frequency Error vs Voltage**



Voltage (V)	Frequency error (Hz)		Frequency error (ppm)	
	QPSK	16QAM	QPSK	16QAM
99	-4.66	-3.82	-0.006724	-0.005512
110	-3.02	-1.83	-0.004358	-0.002740
121	-3.39	-4.76	-0.004892	-0.007126

**Frequency Error vs Temperature**

Temperature (°C)	Frequency error (Hz)		Frequency error (ppm)	
	QPSK	16QAM	QPSK	16QAM
-30°	-2.20	-3.49	-0.003293	-0.005036
-20°	-3.76	2.76	-0.005525	0.003983
-10°	-3.95	-2.76	-0.005805	-0.003983
0°	-3.62	-1.43	-0.005320	-0.002063
10°	-4.45	-4.48	-0.006539	-0.006465
20°	-4.96	-3.09	-0.007289	-0.004459
30°	-2.62	-3.55	-0.003850	-0.005123
40°	-4.11	-2.16	-0.006040	-0.003117
50°	-1.86	-2.65	-0.002733	-0.003824



## 4 Test Setup Photos of the EUT



The results shown in this test report refer only to the sample(s) tested unless otherwise stated and the sample(s) are retained for 30 days only. The document is issued by HUAK, this document cannot be reproduced except in full with our prior written permission. The more details and the authenticity of the report will be confirmed at <http://www.cer-mark.com>.

**HUAK Testing Lab** TEL : +86-755 2302 9901 FAX : +86-755 2302 9901 E-mail : [service@cer-mark.com](mailto:service@cer-mark.com)

1-2/F., Building B2, Junfeng Zhongcheng Zhizao Innovation Park, Heping, Fuhai Street, Bao'an District, Shenzhen, Guangdong, China



## **5 PHOTOS OF THE EUT**

Reference to the report: ANNEX A of external photos and ANNEX B of internal photos

**\*\*\*\*\* End of Report \*\*\*\*\***

