


## KuaiGolf Portable Golf Launch Monitor

Model : KuaiGolf-SS-V1

Operating voltage: 3.4~4.2V, 3100mAh

Company: KUAIGOLF (CHINA) Interactive Technology Co., Ltd.

The right for the final interpretation of the contents of this manual belongs to KUAIGOLF (CHINA) Interactive Technology Co., Ltd.



---

# Golf anytime, anywhere.

---

**Practitioner of the lifelong hobby of sports**

## Warning regarding use of the device

**[Warning]** Failure to observe the following safety instructions during the use of the device may cause the device to overheat and may result in fire, electric shock, injury and property damage. Please read and follow all safety instructions below. The following warnings are given according to UL1642 "Safety Standards (Lithium Batteries)" and GB31241-2014 "Safety Requirements for Lithium Ion Batteries and Battery Packs for Portable Electronic Products"

**Operation:** When using or carrying the product, please note that it is a consumer electronic product that contains metal, batteries and sensitive electronic components. If the device falls off or is burnt, punctured, squeezed, or exposed to liquid, it may be damaged. If you suspect that the device or its battery is damaged, please stop using it immediately and contact our customer service staff.

**Battery:** The built-in lithium-ion battery can be recharged. The user does not need to disassemble or replace it. Do not disassemble the device or replace the battery by yourself. Disassembling the device by yourself will void the warranty of the device. Replacing the battery may cause electric sparks and overheating and may cause fire, explosion, release of hazardous materials, failure of the battery to charge, or failure of the device to operate normally, etc. If you suspect that the battery is damaged, please contact our customer service staff immediately.

**Avoid high temperatures:** Do not burn the device. Do not place the device near any direct heat sources or high-temperature environments (above 60 ° C (140 ° F)). Contact with high temperatures can damage the battery, resulting in malfunction, and may cause fire, explosion, release of hazardous materials, failure of the battery to charge, or failure of the device to operate normally, etc. If heated or burned in a fire, the lithium ion battery can burn and explode.

**Avoid electrical overload:** The battery of the device cannot be removed. The lithium-ion battery in the device is designed to withstand a charging current as high as 1A. Exposing the battery to a current exceeding this maximum value may cause the battery and the device to heat up quickly and may cause the device to overheat and cause a fire.

**Avoid toxic exposure:** The lithium-ion battery contains corrosive and toxic compounds. If the battery is physically damaged or punctured, please avoid contact with your skin and eyes, and dispose of it immediately. If your eyes or skin come in contact with the contents of the battery, please rinse the affected area thoroughly with water and seek medical care immediately.

**Avoid contact with any liquid:** This product is not waterproof and should not come in contact with or be immersed in any liquid. Do not immerse or expose the device into or to a large amount of liquid, including but not limited to water, seawater, and beverages.

**Battery maintenance during long-term storage:** If you do not plan to use the device in the near future, it is recommended that you charge the battery at least once every six months. If the battery is not recharged in six months, it may start to lose power, thus reducing the battery's performance.

**Do not use any damaged device:** If you discover any abnormalities in the appearance or function of the device, especially physical damage, deformation, battery expansion or leakage, please stop using it immediately and contact our customer service staff.



Product Manual

Hello, KuaiGolf **【Portable Golf】** witness

The following pages are full of ads.

You can opt not to read them


## KuaiGolf Portable Golf

# Golf anytime, anywhere.

Helping you commit to a lifelong excise hobby

KuaiGolf is committed to the innovative combination of technology and sports. Focusing on the needs and characteristics of golf in the process of learning, practice, teaching, competition and growth, KuaiGolf targets areas people care about the most when it comes to golf, including learning thresholds and cost, inspiring an interest in the sport, efficient instruction and affordable prices.

JUST KUAIGOLF  
Quality assured, Choose KuaiGolf



Scan the QR code for cutting-edge  
industry information

Up next is our  
message to all  
beginning as well as  
experienced golfers

## KuaiGolf Concept

### You deserve a lifelong sport

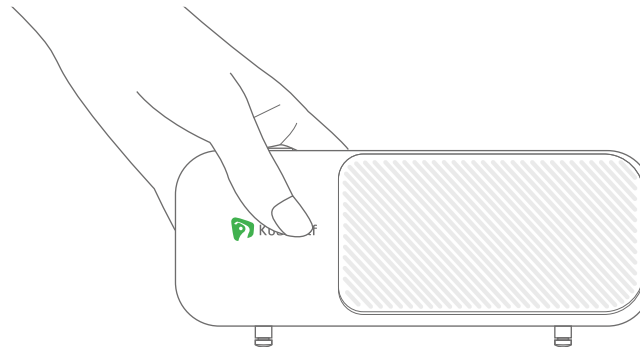
If you haven't yet chosen a lifelong sports hobby,  
we recommend that you start now.

It is best to choose a lifelong sport that your family – your spouse,  
children and parents – can all enjoy and benefit from.

Of course, KuaiGolf recommends that you choose golf  
as your lifelong sport.

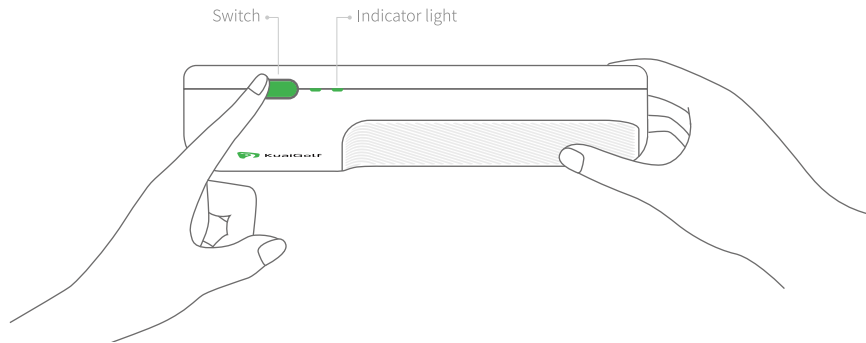
### STEP 1

Pick up the KuaiGolf [Portable Golf Radar Sensor]

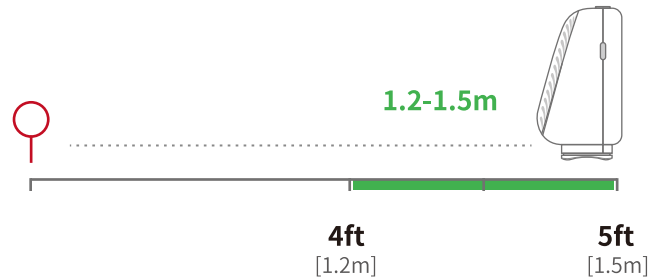


## STEP 2

Press the power button. If the power indicator light is on, this means that you have turned on the sensor. Place the sensor 1.2m from your right hand. If you require greater accuracy, you can take a ruler to measure the distance.



The radar sensor operates within 1.2 to 1.5 meters from the hit point.



STEP 3

Open the KuaiGolf Portable Golf app on your KuaiGolf PAD, iPad or smartphone.



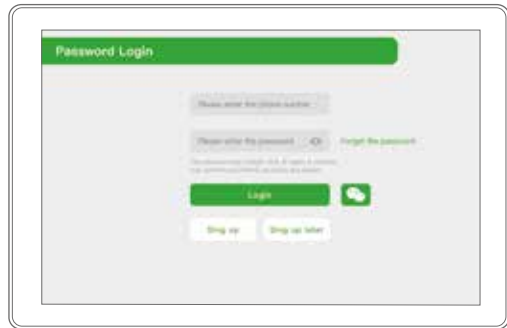
STEP 4

The app will show a 3-second video advertisement.



### STEP 5

The login interface will appear. If you're using the app for the first time, we recommend you ignore the registration information.....



### STEP 6

Tap "Sign up later" to quick-start your journey





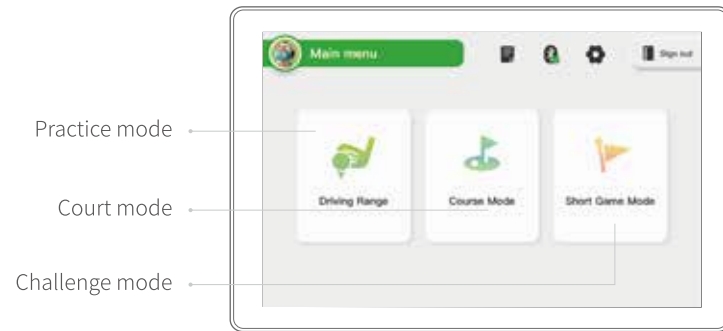
### STEP 7

Tap “Connect Bluetooth”, and the sensor code will appear. Tap on the code.



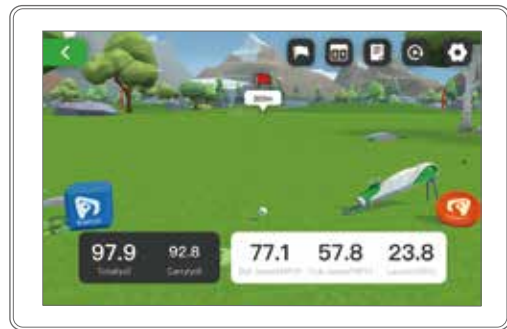
### STEP 8

There are three modes to choose from.



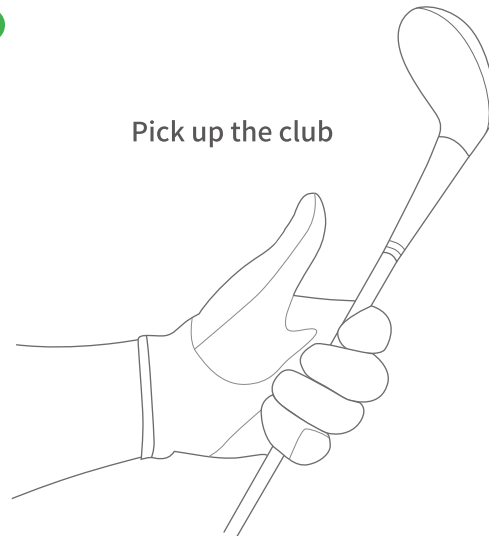
### STEP 9

Select【Training Mode】to start golfing.



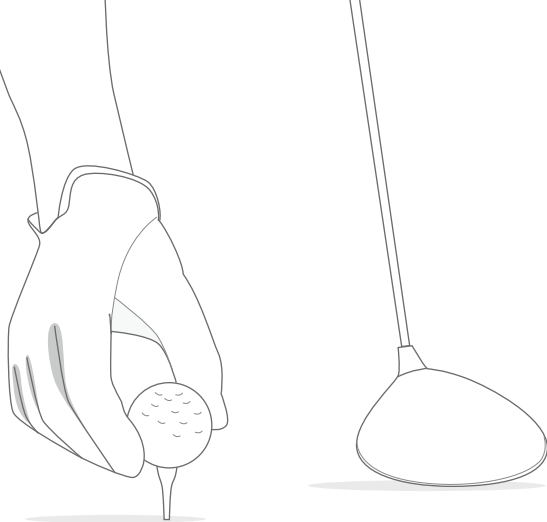
### STEP 10

Pick up the club



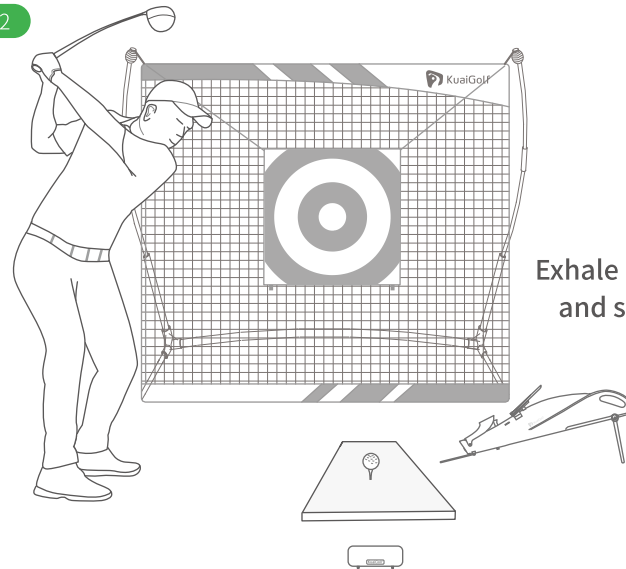
STEP 11

Place the ball  
securely



STEP 12

Exhale deeply  
and swing



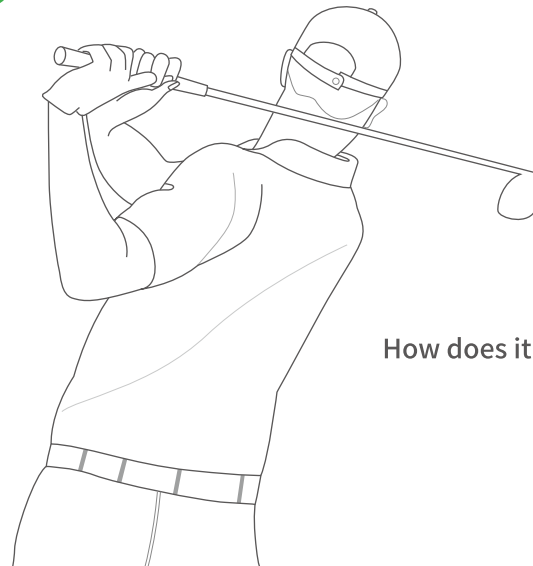
### STEP 13

KuaiGolf accompanies you in your first swing, the start of a beautiful new era for you.




### STEP 14

How does it feel?



STEP 15




STEP 16

Not to worry. There is also free swing mode. Remember the speed of your first shot – that will be your starting point.



#### STEP 17

If you scored 100 mph with your first shot, congratulations!



Perhaps, KuaiGolf helped you discover your genius.

#### STEP 18

Confirm your equipment has been placed properly.



That was a lot of information  
Perhaps take a break?

Because .....


The following may make you dizzy

### You have two options

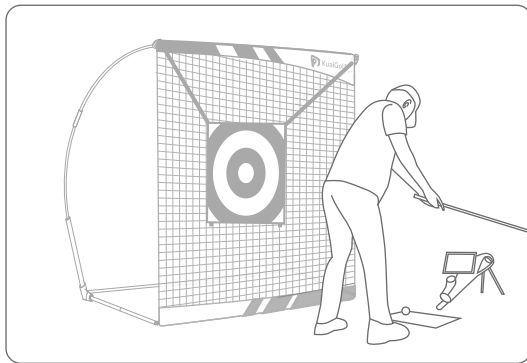
- ☐ I'll read when I have time
- ☐ Read now

But if you're curious, turn the page.


You can golf in many ways:



Practicing golf with your children is more efficient



Practicing golf outdoors is great fun



Practicing at home and start golfing in just 3 minutes



The above is what you  
need to know.

The following is what you  
might want to  
know at some point.

## Technical parameters of the radar sensor

Technical parameters			
No.	Parameter index	Range	Error
1	Speed of the ball	0~160mph	5%
2	Speed of the club	0~160mph	5%
3	Takeoff angle	0~45°	10%
4	Landing distance	0~500yard	10%
5	Total distance	0~500yard	10%

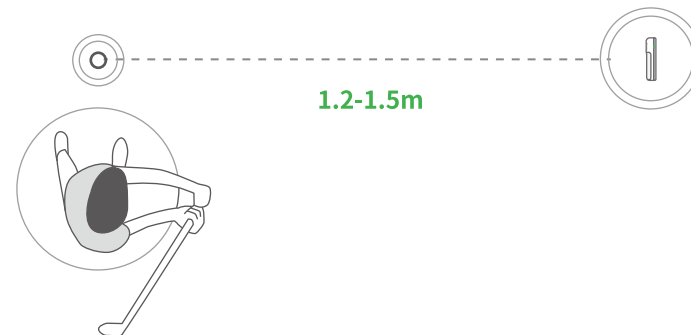
Battery parameters		
No.	Parameter index	Range
1	Battery capacity	3100mA
2	Operating voltage	3.4~4.2V
3	Charging voltage	5 V, TYPE-C interface charging
4	Recharging current	1A
5	Charging time	180minutes

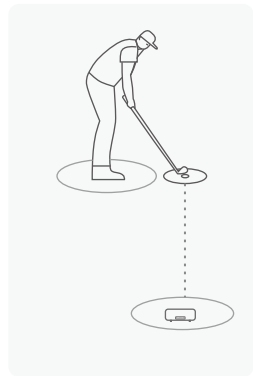
\* The value may vary with the usage and environment and is for reference only. The actual value shall prevail.

Radar sensor indicator			
No.	Status	Reminder message	Light display
1	Charging	Low battery charging	The power indicator flashes green
2		Charging is completed	The power indicator is always green
3	Using	Bluetooth is not connected	The signal indicator flashes blue
4		Bluetooth is connected	The signal indicator is always blue
5		Low battery warning	The power indicator flashes red
6		Low battery	The power indicator is red
7		Normal battery	The power indicator is always green

### Detailed description for the use of the radar sensor

The best location to place the ball is 1.5 m behind the tee.  
In a relatively small space, the installation location can be shortened to 1.2 m.





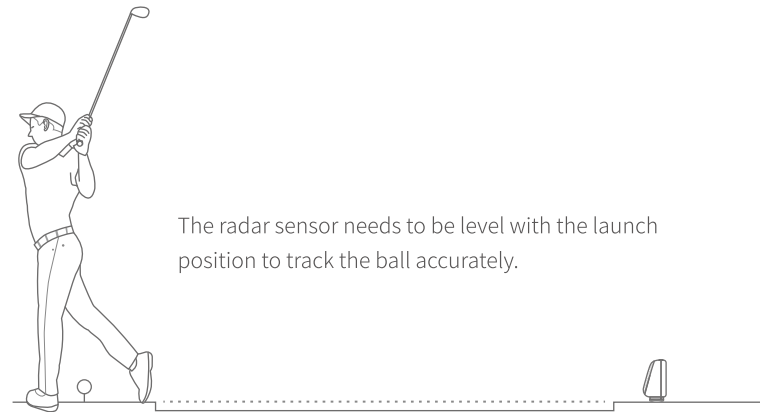
✓ Correct location



✗ Too close



✗ Too far



The radar sensor needs to be level with the launch position to track the ball accurately.

If you find yourself getting hooked on golfing, be sure to share the sport with friends and family.

After all, those who love sports are generally not in bad luck. Not only that, golfing shows off your uniqueness and elegance.

**Now it's your turn to inspire others  
to take their first swing!**

**Spreading the joys of sport  
two-fold, three times...  
That's our shared goal!**

If you still wish to learn more about the product,  
please continue reading.

## KuaiGolf After-Sales Warranty Service Terms

**I. This warranty service policy is provided by [KuaiGOLF (CHINA) Interactive Technology Co., Ltd.](hereinafter referred to as "the company" or "we" or "us"). The warranty service policy is a service policy related to the return, replacement, maintenance, and repair of KuaiGolf Portable Golf radar sensors between the company and the consumer (hereinafter referred to as "the consumer" or "you").**

### **II. Service Policy**

#### **1. No-questions-asked return within 7 days**

1.1 When you purchase KuaiGolf Portable Golf radar sensor and other products, if the products are not opened and their packaging and appearance are not damaged and cannot affect the secondary sale of the products, you may apply for the return of the products within 7 days of the date of receipt of the products, no questions asked. We will refund to you the price paid for the products via the same payment method as the purchase payment method, within 7 days of the date of receipt of the returned products.

1.2 You will be responsible for the shipping cost of the returned products.

1.3 If you used points, vouchers, coupons, or any other forms (if any) during purchase of the products, we will refund the price to you using the same payment methods you used.

1.4 As the credit card handling fees are charged by the issuing bank, if you purchased the products and paid the handling fee using a credit card, such fees will not be refunded;

1.5 When returning a product, you should return the product together with its accessories and physical gifts. If the gifts cannot be returned together, we will return the remaining price of the product to you less the price of the gifts, or you can choose to compensate us for the price of the gifts in advance and then receive the full refund; if there are no points, vouchers or coupons related to the gifts, we have the right to cancel or delete the points, vouchers or coupons that have been given.

1.6 After purchasing a complete set of products or receiving a promotional discount, you will be unable to receive the discount if you only want to return the complete set of products or the products that were discounted. In such case, we will settle according to the unit price of each product at the time of your purchase and provide a refund for any overpayment or a supplemental payment for any shortfalls;

1.7 If you qualified for free shipping at the time of purchase and have already enjoyed free shipping, you will no longer be qualified for free shipping when returning the product. In such case, we will deduct the shipping cost from the refund;

1.8 KuaiGolf Portable Golf radar sensor is an electronic device. Try to avoid using and placing it in a humid environment for extended periods. Do not disassemble the protective case of the device or the electronic components of the device without authorization. Once these are opened, secondary sale of the device will be impossible. We do not provide return or replacement services for any products that have been opened even if the products have no quality or workmanship defects.

## **2. Return, free replacement and free repair services due to quality issues**

2.1 The warranty period of KuaiGolf Portable Golf radar sensor is 6 months (6 months from the day following

receipt of the product). During the warranty period, if you experience any quality issues with the KuaiGolf Portable Golf radar sensor, you can inform us using the method described in the warranty service policy and mail the product in question to us in accordance with the contact information we provide. We will inspect the product in question. If the inspection result shows that the product has a quality problem, we will provide a return, free replacement or free repair services for the product;

2.2 KuaiGolf shall bear the shipping cost arising from replacement or repair services due to quality issues.

2.3 Return: In the event the KuaiGolf Portable Golf radar sensor experiences any quality issues, its return period is within 7 days of the date you receive the product. If you choose to return the product, we will return the price you have paid for the product within 2 working days of the date of receiving the returned product. For other policies related to returning products, please refer to 1.3 to 1.7 in Clause 1 of Article II of the warranty service policy.

2.4 Free replacement: In the event the KuaiGolf Portable Golf radar sensor experiences any quality issues, its replacement period is 15 days from the date you receive the product. If you choose to replace the product, we will send you another equivalent product to your receiving address within 2 working days of the date of receiving your product.

2.5 Free repair: In the event the KuaiGolf Portable Golf radar sensor experiences any quality issues, its free repair period is 6 months ("warranty period") from the date you receive the product. If you choose to repair the product, you can apply for repair services in accordance with this warranty service policy and mail the product to our designated address. If our repair personnel determine that the product cannot be repaired or the repair

cost is too high, we will provide you with a new equivalent product. We will mail you a new product or the repaired product within 2 working days of receiving the product.

2.6 If we find during the inspection process that the product has no quality issues or find that the product was damaged or improperly stored by you, we cannot provide return, free replacement or free repair services to you. At this time, you can apply for paid replacement and paid repair services in accordance with this warranty service policy.

### 3 Paid replacement and repair services

3.1 If the KuaiGolf Portable Golf radar sensor is damaged due to accidental fall, collision or disassembly or your improper use or improper storage, you can apply for paid replacement or paid repair services in accordance with this warranty service policy, and mail the product to our designation address. If our repair personnel determine that the product cannot be repaired or the repair cost is too high, we will provide you with a new equivalent product. We will mail you a new product or the repaired product within 2 working days of receiving the product.

3.2 You will be responsible for the shipping cost incurred during the paid replacement or paid repair process of the KuaiGolf Portable Golf radar sensor.

3.3 For the paid replacement or paid repair of KuaiGolf Portable Golf radar sensor, you need to contact the customer service personnel of the purchase platform or dealer to check and confirm, and provide the payment method and amount confirmation. We will begin offering after-sales service for you upon receiving the payment.

### FCC Statement

Changes or modifications not expressly approved by the party responsible for compliance could void the user's authority to operate the equipment.

This equipment has been tested and found to comply with the limits for a Class B digital device, pursuant to Part 15 of the FCC Rules. These limits are designed to provide reasonable protection against harmful interference in a residential installation. This equipment generates uses and can radiate radio frequency energy and, if not installed and used in accordance with the instructions, may cause harmful interference to radio communications. However, there is no guarantee that interference will not occur in a particular installation. If this equipment does cause harmful interference to radio or television reception, which can be determined by turning the equipment off and on, the user is encouraged to try to correct the interference by one or more of the following measures:

- Reorient or relocate the receiving antenna.
- Increase the separation between the equipment and receiver.
- Connect the equipment into an outlet on a circuit different from that to which the receiver is connected.
- Consult the dealer or an experienced radio/TV technician for help

This device complies with part 15 of the FCC rules. Operation is subject to the following two conditions (1) this device may not cause harmful interference, and (2) this device must accept any interference received, including interference that may cause undesired operation.

### FCC Radiation Exposure Statement:

This equipment complies with FCC radiation exposure limits set forth for an uncontrolled environment. This equipment should be installed and operated with a minimum distance of 20cm between the radiator and your body.

This transmitter must not be co-located or operating in conjunction with any other antenna or transmitter.

If you have any questions regarding the above warranty policy, please feel free to call the hotline or consult the online staff for one-on-one service.

Hotline

**400-0831-419**



Thank you for your attention

Thank you for experiencing KuaiGolf 【Portable Golf】