

TEST REPORT

Report No.: SHE21120050-02AE


Date: 2022-01-24

Page 47 of 50


5 Appendixes

5.1 Photographs of the Sample

X-C13SM-0 Model



Front of the sample



Rear of the sample


TEST REPORT

Report No.: SHE21120050-02AE


Date: 2022-01-24

Page 48 of 50

X-C13SM-1 Model



Front of the sample



Rear of the sample

TEST REPORT

Report No.: SHE21120050-02AE


Date: 2022-01-24

Page 49 of 50

5.2 Set-up for Conducted Emissions



5.3 Set-up for Conducted RF test at Antenna Port



TEST REPORT

Report No.: SHE21120050-02AE

Date: 2022-01-24

Page 50 of 50

5.4 Set-up for Spurious Emissions below 1GHz



5.5 Set-up for Spurious Emissions above 1GHz



End of the report