



**Test Setup Photographs for Model No.: Syra RE-C 61456NCF-915-H-LW**

**1.Transmitter Radiated Emission Measurements**

**1.1.Radiated Emissions: 9 kHz to 30 MHz @ 3 m**




**Photo 1: Radiated Test Setup-9 kHz to 30 MHz**




**Photo 2: Radiated Test Setup-9 kHz to 30 MHz**



## 1.2.Radiated Emissions: 30 MHz to 1GHz @ 3 m




**Photo 3: Radiated Test Setup-30 MHz to 1GHz**




**Photo 4: Radiated Test Setup-30 MHz to 1GHz**



### 1.3.Radiated Emissions: 1 GHz to 10 GHz @ 3 m




**Photo 5: Radiated Test Setup-1 GHz to 10 GHz**




**Photo 6: Radiated Test Setup-1 GHz to 10 GHz**



## **2. Transmitter Conducted Measurements**




**Photo 7: Conducted measurement Test Setup**




**Photo 8: Conducted measurement Test Setup**

### **3. AC Line Conducted Emissions**



**Photo 9: AC Conducted Test Setup**



**Photo 10: AC Conducted Test Setup**