

正面

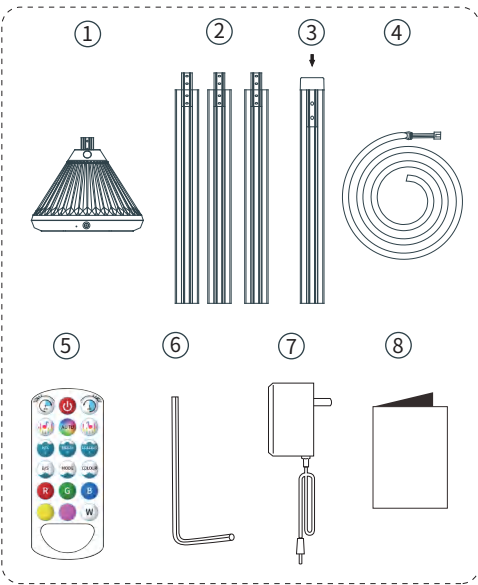
INSTRUCTION MANUAL

(SSG501)

Thank you for purchasing the Floor Lamp. This manual provides more information about this product. please read the instructions carefully before using.



Product dimensions and accessories



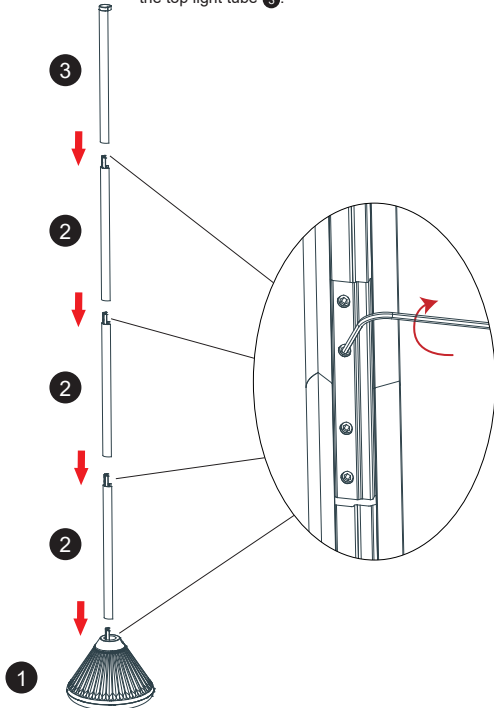
1. Night Light Base *1
2. Base light tube *3
3. Top light tube *1
4. LED silicone strip lights *1
5. REMOTE controller
6. Hex socket Wrench
7. Power Supply
8. Instructions

02/12

Product installation procedure

Step 1

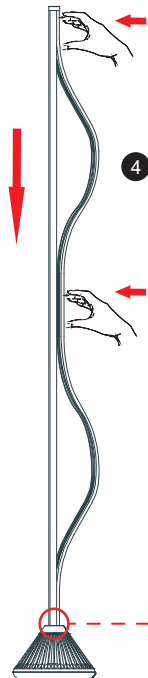
Insert one section of the light tube ② into the base ①. Tighten the screws using the provided hex wrench. Connect the remaining two sections of light tubes ② in sequence, then attach the top light tube ③.



03/12

Step 2

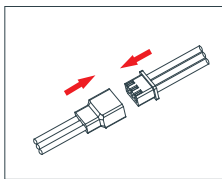
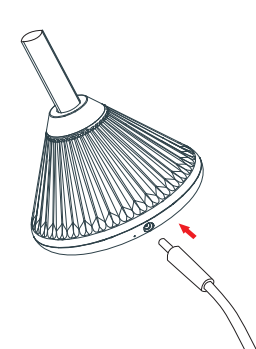
First, Press the silicone tube plug into the top socket, and then insert the ④ LED silicone light strip into the aluminum tube from top to bottom.



04/12

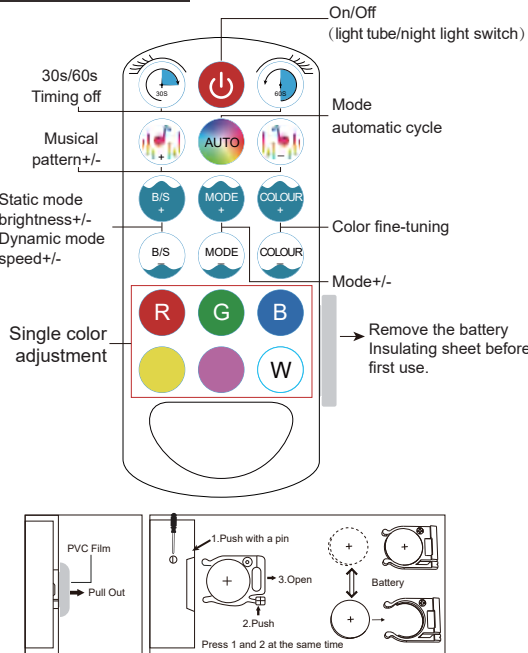
Step 3

It is recommended to use an original adapter or an adapter above 12V/2A



Connect the base terminal to the LED silicone lamp strip terminal

2.4G Remote control



Note:

1. Remove the battery Insulating sheet before first use.
2. If the remote control does not work, check to see if the battery is installed properly or needs to be replaced. (CR 2025)

05/12

Control with your phone

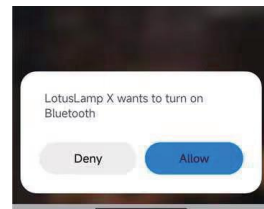
The lamp can be connected to the App in the following ways Download astall the App:
Method 1: Scan the QR code on the right to download quickly.
Method 2: Search for "LotusLamp X"
In the Apple App Store or Google Play Store.



Compatible With: iOS & Android

Pair the light fixture with your smartphone

1. Turn on the light fixture.
2. Keep your light fixture and smartphone within 32.8 feet of each other.
3. Activate the Bluetooth function on your smartphone and the luminaire will automatically connect.

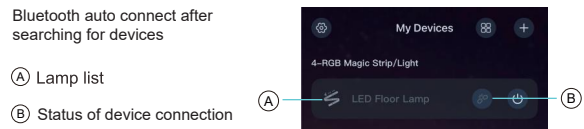


After entering the APP interface, if Bluetooth is not enabled, "There is a reference wish to enable the Bluetooth function of this device". Click (Allow)

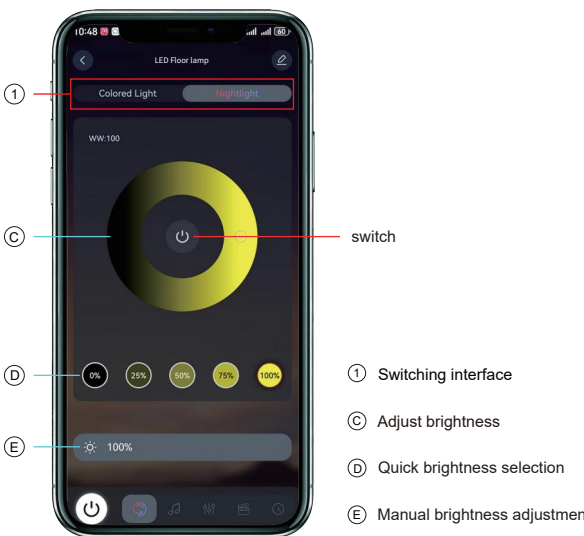
06/12

APP interface introduction

1. Click to show the list of lamps to view the list of lamps.



2. Nightlight



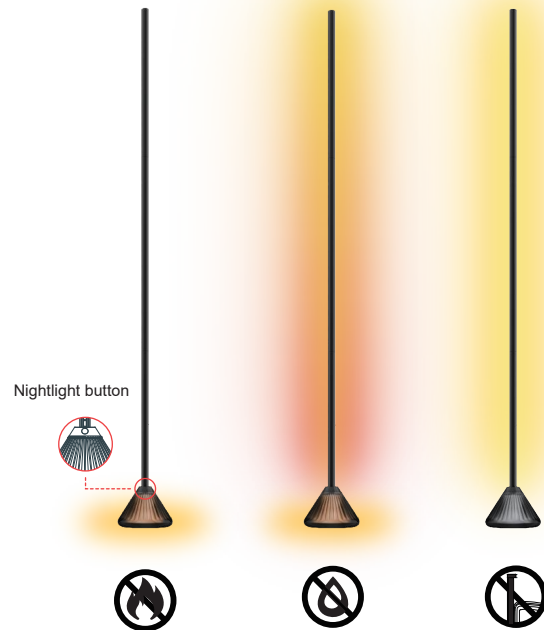
07/12

3. Colored Light



08/12

Use condition



* Do not immerse yourself in fire or water
* Note: The product can not be beaten hard, so as not to damage the lamp

09/12

Disclaimer

Attention: Please read the installation and warning carefully, and make sure you use the product properly and safely.

1. Please keep the product away from flammable, explosive gases, liquid and solid material.
2. Ensure that the wire is connected correctly and properly to avoid short-circuit damage and fire hazards.
3. Before using this product, please check the DC power and voltage meet the product's technical requirements.
4. Please don't plug the adaptor into the socket before you connect the whole set together.
5. Please ensure the controller is not covered when installing.
6. If any problems don't make unauthorized repairs, Any doubts please contact us.
7. Please beware of static electricity when the weather is dry. Please do not worry about it when you feel it, there is no harm to the human body.
8. Do not use the rope light when covered or recessed into a surface.
9. The light source of this luminaire is not replaceable; when the light source reaches its end, the whole luminaire shall be replaced. The Warranty of this product is two years, in this period we guarantee repair or replacement service with no charge if it is normally used according to the instruction. If the customer does not follow the instructions and provisions in this manual, which results in product damage, the supplier is not responsible for any problems arising, even in the warranty period, and maintenance costs borne by the customer.

1. Damage caused by misuse, such as not in accordance with the instructions.
2. Damages caused by unauthorized removal, repair, modification of the circuit; incorrect connection and replacement of the chips.
3. Damage caused by transportation, shock, and filling after purchase.
4. Damage caused by earthquake, fire, flood, lighting and abnormal voltages.
5. Damage caused by negligence or improper maintenance, such as storage at high temperature and humid environment, vicinity of hazardous chemical substances

10/12

Disposal

The packaging material is recyclable. Dispose of the packaging in an environmentally friendly manner and make it available to the collection service for recyclable materials

Dispose of the product in an environmentally friendly manner. The product does not belong in the household garbage. Dispose of it at a recycling center for old electric and electronic equipment. For more information, please contact the administration in your community.

Batteries and rechargeable batteries must be removed and disposed of separately before disposing of the product. To protect the environment, batteries and rechargeable batteries may not be disposed of together with normal household waste. Instead they must be turned in at appropriate collection points. Please also observe applicable statutory provisions regulating the disposal of batteries.



Service program

If you have any questions, please open your order page, and click button "Get help with order" to describe your issues, our customer service team will reply to you within 24 hours.

1. Return it back without any reason within 30 days after receipt of goods.
2. Get a refund or a replacement without a shipping rate within 30 days.
3. Get free replacement parts (need to cover shipping rate) within 365 days.

11/12

TYUTE

The good times are about to begin!

反面

118mm

86mm

风琴折页

FCC Caution:

This device complies with part 15 of the FCC Rules. Operation is subject to the following two conditions: (1) This device may not cause harmful interference, and (2) this device must accept any interference received, including interference that may cause undesired operation.

Any changes or modifications not expressly approved by the party responsible for compliance could void the user's authority to operate the equipment.

NOTE: This equipment has been tested and found to comply with the limits for a Class B digital device, pursuant to Part 15 of the FCC Rules. These limits are designed to provide reasonable protection against harmful interference in a residential installation. This equipment generates , uses and can radiate radio frequency energy and, if not installed and used in accordance with the instructions, may cause harmful interference to radio communications. However, there is no guarantee that interference will not occur in a particular installation.If this equipment does cause harmful interference to radio or television reception, which can be determined by turning the equipment off and on, the user is encouraged to try to correct the interference by one or more of the following measures:

- Reorient or relocate the receiving antenna.
- Increase the separation between the equipment and receiver.
- Connect the equipment into an outlet on a circuit different from that to which the receiver is connected.
- Consult the dealer or an experienced radio/TV technician for help.

The device has been evaluated to meet general RF exposure requirement. The device can be used in portable exposure condition without restriction.