

# Appendix Report

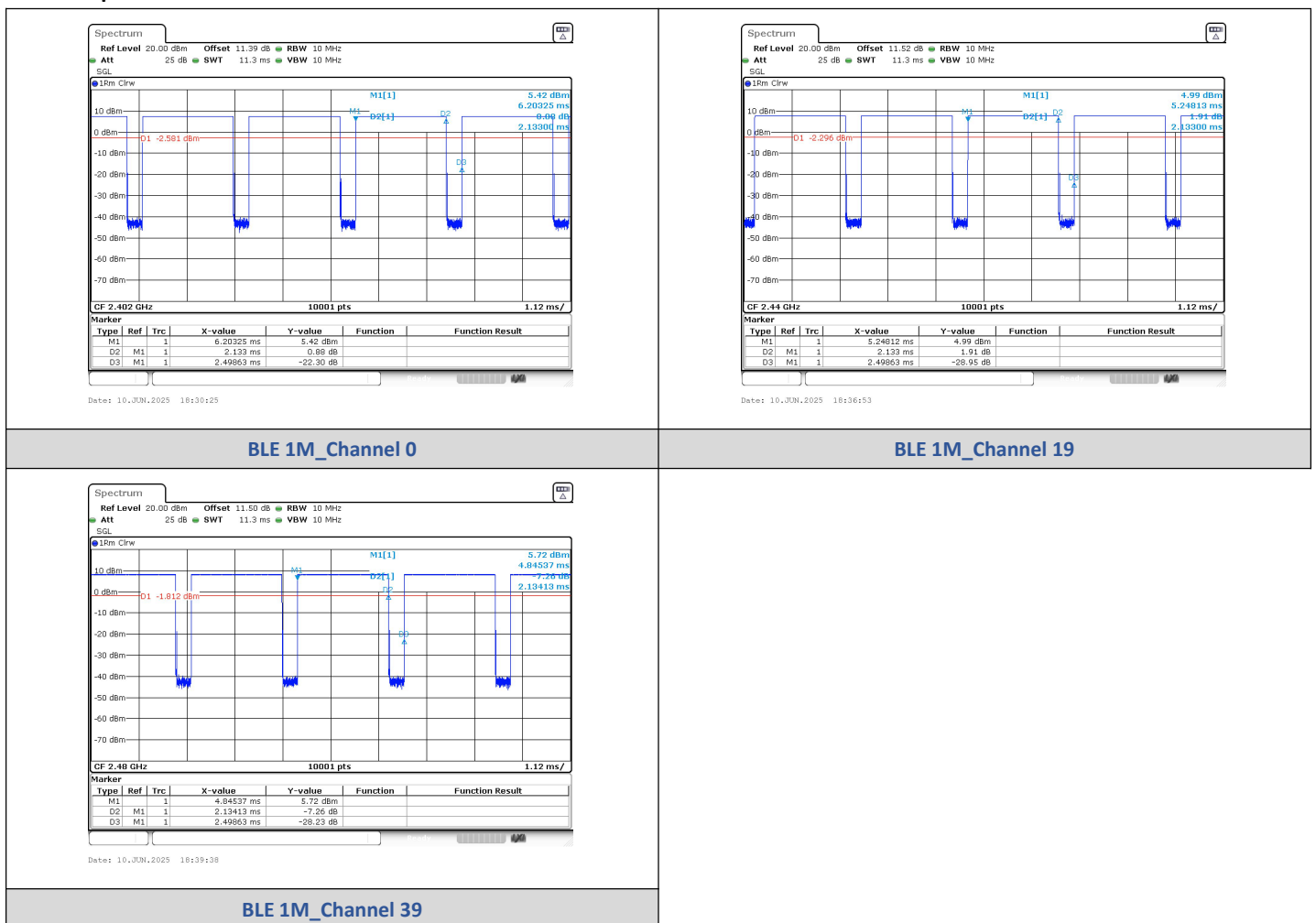
Project No.:	CISR250609016A
Test Engineer:	James Wang
Supervised by:	Rory Huang

# 1) Duty Cycle

## Test Result

Mode	Channel	On Time (ms)	Period (ms)	Duty Cycle (%)	Duty Cycle (linear)	Duty Cycle Factor (dB)	1/T
BLE 1M	0	2.133	2.499	85.37	0.8537	0.6869	0.4688
	19	2.133	2.499	85.37	0.8537	0.6869	0.4688
	39	2.134	2.499	85.41	0.8541	0.6849	0.4686

## Test Graphs

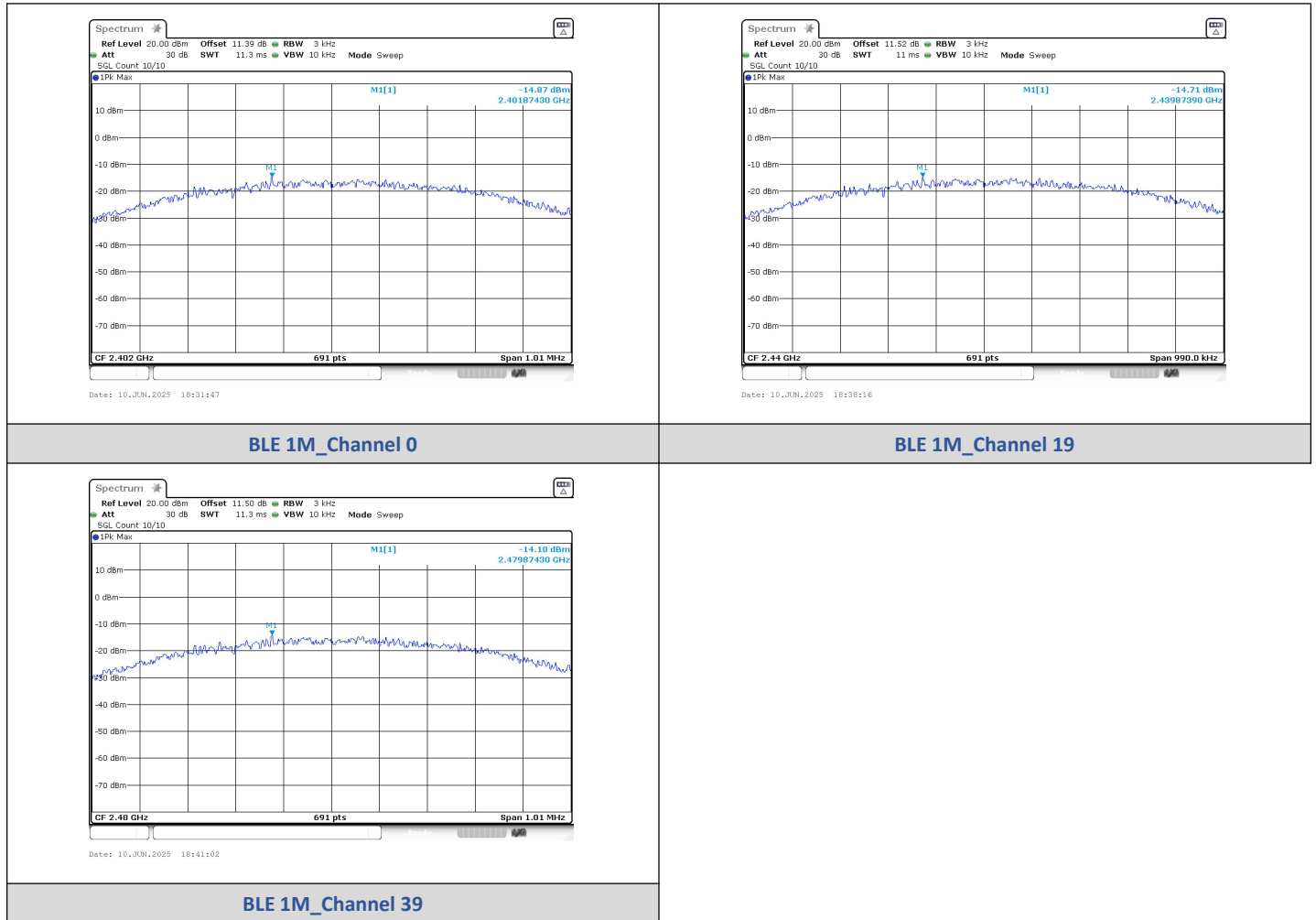


## 2) Power Spectral Density

### Test Result

Mode	Channel	PSD (dBm/3kHz)	Limit (dBm/3kHz)	Result
BLE 1M	0	-14.870	≤8	PASS
BLE 1M	19	-14.710	≤8	PASS
BLE 1M	39	-14.100	≤8	PASS

### Test Graphs

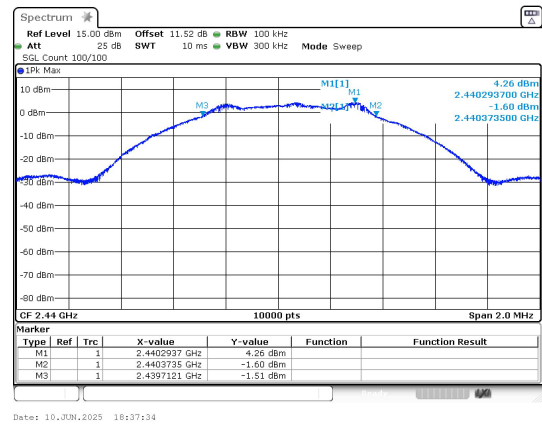
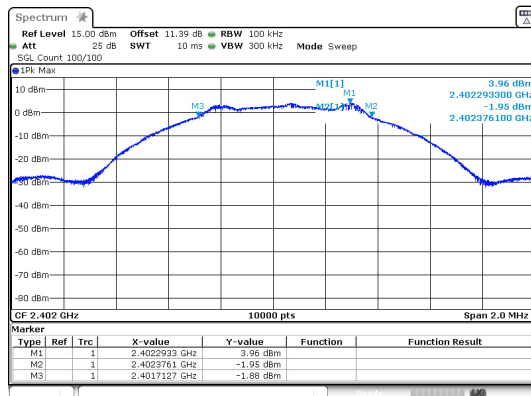


### 3) 6dB Bandwidth

#### Test Result

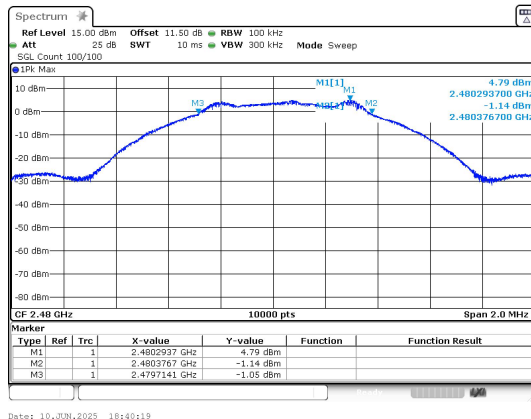
Mode	Channel	Center Frequency (MHz)	6 dB Bandwidth (MHz)	Limit (MHz)	Result
BLE 1M	0	2402	0.6700	≥0.5	PASS
	19	2440	0.6600		PASS
	39	2480	0.6700		PASS

#### Test Graphs



BLE 1M\_Channel 0

BLE 1M\_Channel 19



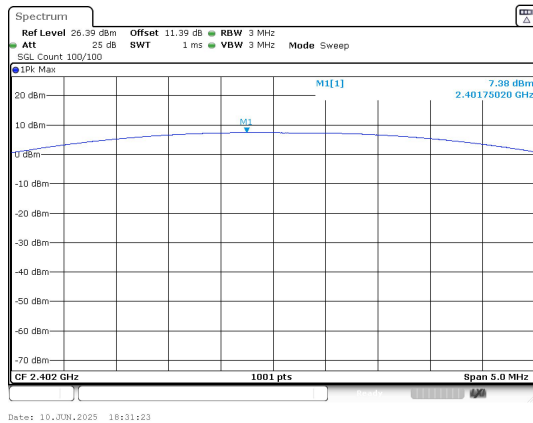
BLE 1M\_Channel 39

## 4) Conducted Output Power

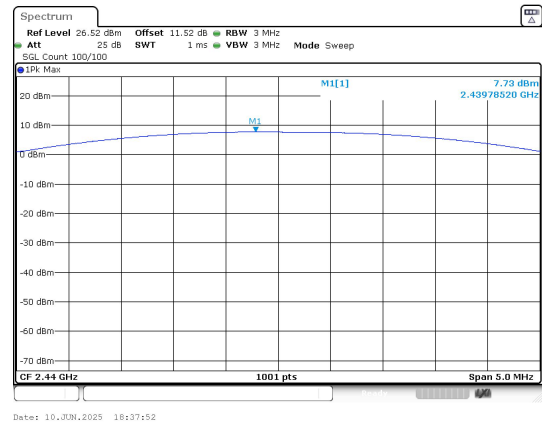
### Test Result

Mode	Channel	Peak Output Power (dBm)	Peak Output Power (mW)	Limit (dBm)	Result
BLE 1M	0	7.38	5.47	≤30	PASS
	19	7.73	5.93	≤30	PASS
	39	8.24	6.67	≤30	PASS

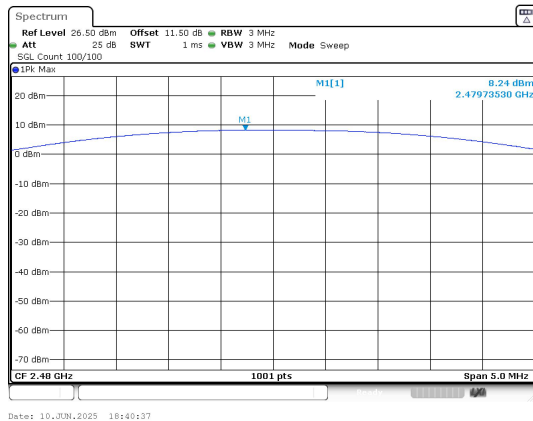
### Test Graphs



Peak Output Power  
BLE 1M\_Channel 0



Peak Output Power  
BLE 1M\_Channel 19



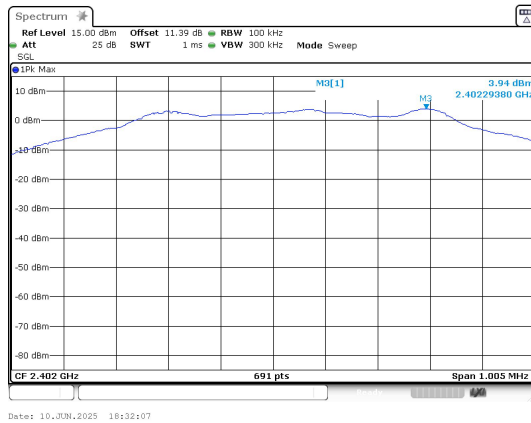
Peak Output Power  
BLE 1M\_Channel 39

## 5) Conducted Out Of Band Emission

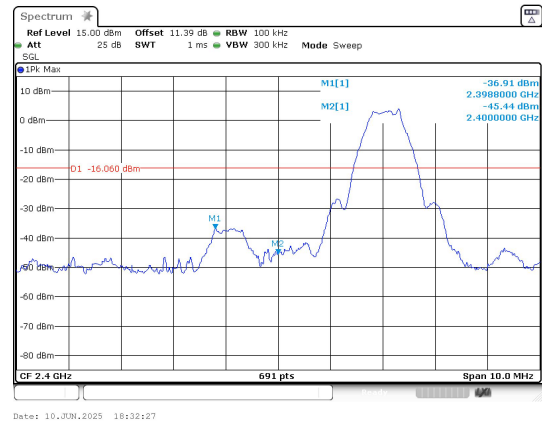
### Test Result

Mode	Channel	OOB Emission Frequency (MHz)	OOB Emission Level (dBm)	Limit (dBm)	Over Limit (dB)	Result
BLE 1M	0	2398.80	-36.910	-16.06	-20.850	PASS
		2400.00	-45.440	-16.06	-29.380	PASS
		2594.00	-45.039	-16.06	-28.979	PASS
	19	2632.29	-47.294	-15.74	-31.554	PASS
	39	2483.50	-46.960	-15.19	-31.770	PASS
		2672.24	-48.608	-15.19	-33.418	PASS

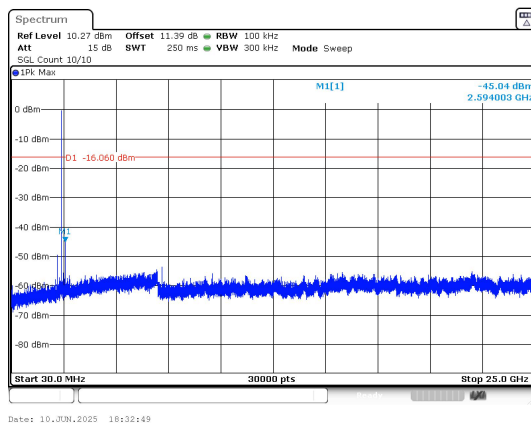
### Test Graphs



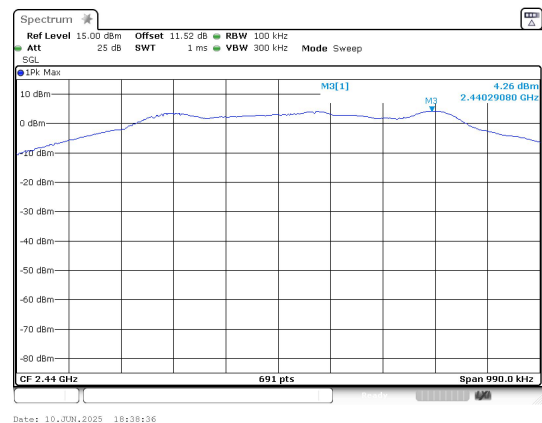
**In-Band Reference Level**  
**BLE 1M\_Channel 0**



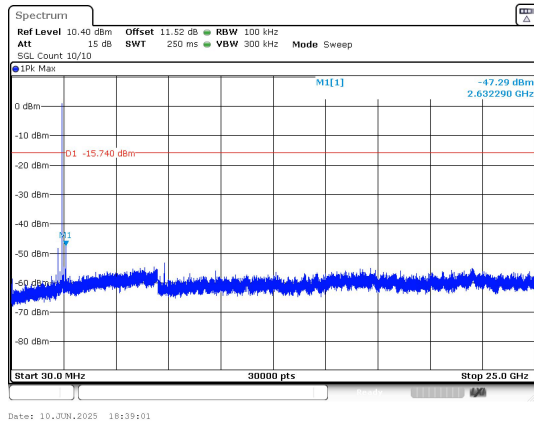
**Out Of Band Emission**  
**BLE 1M\_Channel 0**



**30.0 MHz - 25000.0 MHz**  
**BLE 1M\_Channel 0**

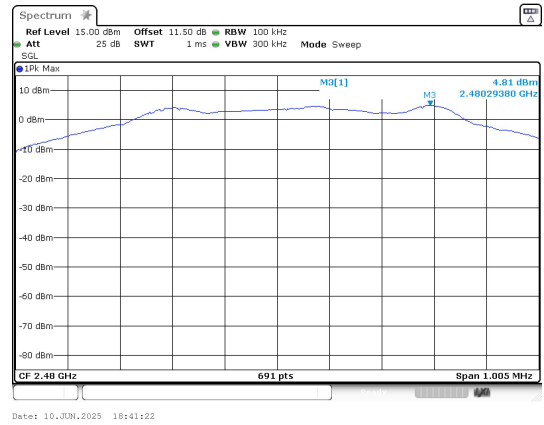


**In-Band Reference Level**  
**BLE 1M\_Channel 19**



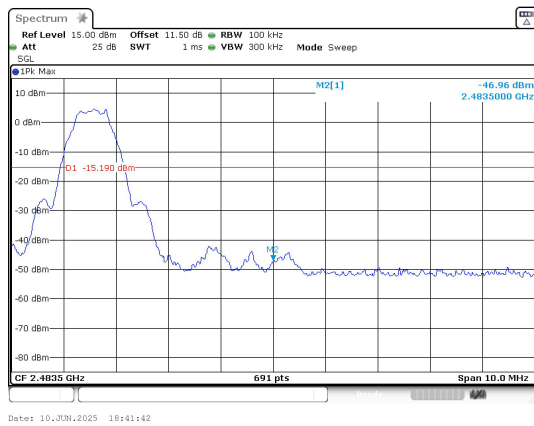
Date: 10.JUN.2025 18:39:01

**30.0 MHz - 25000.0 MHz**  
**BLE 1M\_Channel 19**



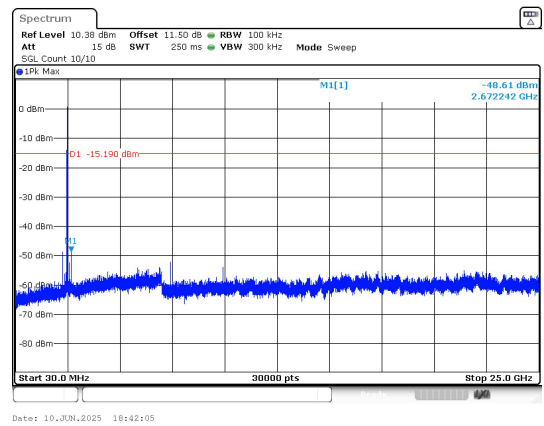
Date: 10.JUN.2025 18:41:22

**In-Band Reference Level**  
**BLE 1M\_Channel 39**



Date: 10.JUN.2025 18:41:42

**Out Of Band Emission**  
**BLE 1M\_Channel 39**



Date: 10.JUN.2025 18:42:05

**30.0 MHz - 25000.0 MHz**  
**BLE 1M\_Channel 39**

-----End of the report-----