

User Manual POGS Gecko Wireless



POGS Wireless Headphones for Kids “The Gecko” Wireless On-ear headphones

Contents

Contents	2
Welcome to POGS	3
What's in the box	4
Getting started	5
Charge your Bluetooth™ headphones	6
Make yourself comfortable	6
Activating POGS Bluetooth™	7
Bluetooth™ pairing	7
Reconnecting to a paired device	8
Connection via QuickSafe cable	8
Share Music with POGLink	8
Phone calls with Bluetooth™	9
Audio and light signals	10
Care for your POGS	11
Caring for our Planet	12
Having trouble?	13
For your safety	14
Declaration of conformity	16

Welcome to POGS

Thank you for buying POGS. POGS have been designed specifically for kids to enjoy music and other content in a safe, creative and sustainable way with great sound experience. We recommend that you take a few minutes to read through this manual, so you can get the most out of your POGS. We hope you enjoy your POGS and please do reach out to us in case something isn't as you expected.

Contact

In case you would like to contact us, you can reach us by email on hello@pogsheadphones.com. We would love to hear from you!

Please include the order number for us to process your question. You will find the order number on the order confirmation you received by email.




What's in the box?






The box contains:

- 1 x POGS wireless headphones
- 1 x USB charging cable
- 1 x QuickSafe cable with 3,5mm plug to connect POGS to your media device
- 1 x POGLink cable with 3,5mm plug to link up to other POGS
- 1 x Quick Start Guide to get you started



Getting Started



ITEM	LABEL	ACTIVATION	DESCRIPTION
1		Press short (<0,5sec) once	Play / Pause Telephone: accept incoming call Telephone: end call
		Press >1 sec	Reject call
		Press short twice	Next song
2		Slide	Activate / de-activate headphone
3		LED <u>BlueTooth</u>	Blinks blue/off every second when disconnected Blinks blue/white every second in pairing mode Blinks blue/off once every ~ 7 seconds when connected
4		Press between 5-7 sec	Activate pairing mode. The led light will blink blue/white every second

Charge your Bluetooth™ headphones

The battery in your POGS Bluetooth™ is charged via the enclosed USB cable. Charge it for approximately 3 hours before first use.

To charge the battery, connect the port for the USB charging cable with the USB port on your computer or your own USB charger. The LED will illuminate in white during the charging process. Once the storage battery is fully charged, the LED will go out.



Make yourself comfortable

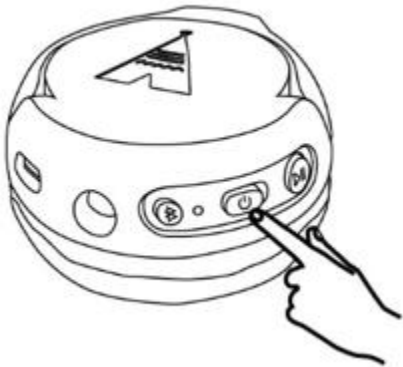
Adjust the headband to your head size to optimize audio and wearing comfort.

The ear cushions should comfortably rest on your ears and the headband should rest on your head.



Activating POGS Bluetooth™

Slide the on/off button to activate or deactivate the Bluetooth™ functions of your POGS.



When activating, the LED light next to the on/off button as well as under the logo on the side of the earcans will turn on. If you are wearing the headphones, you will hear an ascending tone.


When deactivating Bluetooth™, you will hear a descending tone, and the LED lights will turn off.

Tip: You should always deactivate Bluetooth™ on your POGS when not in use to save battery power.

Bluetooth™ pairing

You can link (pair) compatible devices, e.g. most smartphones, with your POGS Bluetooth™ headphones via Bluetooth™. The audio output of your smartphone can then be heard with the POGS Bluetooth™.

To pair your POGS wireless headphones press the Bluetooth™ pairing button (#4) for approximately 5-7 seconds. The LED light will start flashing a blue (1 sec) and a white light (1sec). This means that your POGS headphones are ready to be paired to a device.



Activate the Bluetooth™ function on your external device (e.g. smartphone is used below as example).

- Let your smartphone search for Bluetooth™ devices (you can find more information in the instruction manual of your smartphone).
- “My POGS Wireless Headphones” or “POGS Gecko” should appear in the list of detected devices after the search run.
- Select “My POGS Wireless Headphones” or “POGS Gecko” from the list of detected devices.
- Pairing is now complete and your POGS Bluetooth™ are linked to your smartphone. The LED will illuminate in blue once every 7 seconds for 1 second which means your POGS are connected.

- Your POGS will now play back all sounds that would otherwise be played by your smartphone.

To end the Bluetooth™ connection, you can either turn off the Bluetooth™ function on your smartphone or slide the power off button (#2) on your headphones.

Reconnecting to a paired device

If your POGS Bluetooth™ has already been connected with your smartphone or another device, your POGS headphones will automatically reconnect to the device when Bluetooth™ is switched on, on both your POGS and your smartphone.

Connection via QuickSafe cable

As an alternative to Bluetooth™, you can also connect your POGS wireless to the round headphone jack of your smartphone using the QuickSafe cable. This cable is included in the box and has round connectors.

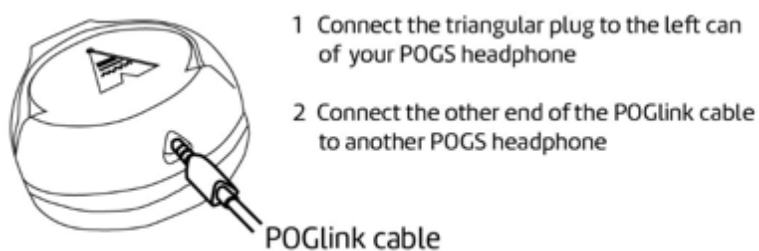
The cable connection has priority over Bluetooth™. This means that if both connections are established, the music transmitted via cable will be played back. Select the cable connection if you do not wish or are not allowed (e.g. aboard aircraft) to use the Bluetooth™ function, or if the battery is empty.

Please note: Bluetooth™ on your POGS does not have to be turned on when using the cable.

Share Music with POGLink

You can share your content like music with another POGS headphones.

Connect the triangular POGLink cable to the triangular plughole in the left earcan and connect the other end of the POGLink cable to another POGS headphones.



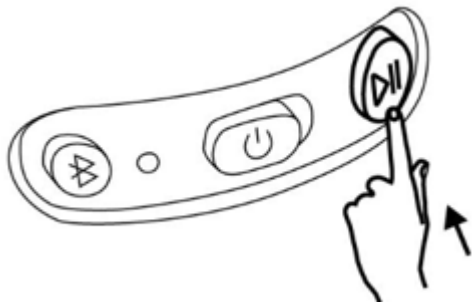
Phone calls with Bluetooth™

If your POGS wireless headphones are connected with your smartphone, you can make phone calls just like with a headset.

Music playback will be interrupted in the event of an incoming call and a ring tone will sound instead.

The following functions are available:

- Accept incoming call. Briefly (<0,5sec) push the play/pause button.
- Reject incoming call. Push and hold the play/pause button (approximately 3 sec).
- End the call. Briefly (<0,5sec) push the play/pause button.



Audio and light signals

Audio signals while using the headphones

Scenario	Tones
Activating	4 ascending tones
Deactivating	4 descending tones
Connection established	Voice “connected”
Disconnected	Voice “disconnected”
Incoming call	Ringtone
Battery low	Voice “battery low”

LED signals while using the headphones

Scenario	LED light color	Flash pattern
USB charging, not full	White	On Continuous
USB charging, full	White	Off Continuous
Power-up	White	Solid on 1-2 seconds
Power-down	White	Solid on 1-2 seconds
Battery low level indication	White	Fast repeating on and off

Bluetooth® pairing discoverable	Blue	0,5 seconds on and 0,5 seconds on
Bluetooth® connected	Blue	once every 7 seconds
Bluetooth Lost Link	Blue	0,5 second on; 1,5 second off

Care for your POGS

- We recommend that you clean the headphones regularly.
- Turn the headphones off and remove all cable connections before you start cleaning.
- You can remove any dust or light dirt with a dry microfibre cloth.
- You can wipe off more stubborn dirt with a cloth which has been slightly dampened with water.
- Then immediately wipe the damp surfaces off with a soft cloth without applying pressure.

NOTE

Liquid can destroy your headphones' electronics!

- Make sure that no liquids of any kind penetrate the headphones.
- Do not in any case use solvents or abrasive cleaners.

We would love for you to use our products for a long time, and the products have been developed to withstand a lot of rough handling. Nevertheless, it is possible that after a lot of use, the cables have been twisted just a few times too often. Rather than disposing of your POGS, you can replace the cables. A replacement set of cables is available on our local (for instance www.pogsheadphones.co.uk) and international (www.pogsheadphones.com) websites.

Caring for our planet

Trees should go in the ground, not used products. Please take care when disposing of your POGS after they have served their duty. Additionally, POGS invest 10% of profits into planting new trees.

This symbol means the product must not be discarded as household waste, and should be delivered to an appropriate collection facility for recycling. Proper disposal and recycling helps protect natural resources, human health and the environment. For more information on disposal and recycling of this product, contact your local municipality or disposal service. This ensures that old devices are recycled in a professional manner and also rules out negative consequences for the environment.



Your POGS are RoHS compliant (Directive 2011/65/EU and UK The Restriction of the Use of Certain Hazardous Substances in Electrical and Electronic Equipment Regulations 2012, and its amendments), on the restriction of the use of certain hazardous substances in electrical and electronic equipment.

Your POGS are REACH compliant (Regulation No 1907/2006), which addresses the production and use of chemical substances and their potential impacts on human health and the environment. Article 33(1) of REACH Regulation requires suppliers to inform the recipients if an article contains more than 0.1 % (per weight per article) of any substance(s) on the Substances of Very High Concern (SVHC) Candidate List ('REACH candidate list'). This product contains the substance "lead"(CAS-No. 7439-92-1) in a concentration of more than 0.1% per weight. At the time of release of this product, except for the lead substance, no other substances of REACH candidate list are contained in a concentration of more than 0.1% per weight in this product.

Your POGS have built-in battery that lasts for the lifetime of the product, removal is not possible for the user. Recycling or recovery centres handle the dismantling of the product and the removal of the battery. If, for any reason, it becomes necessary to replace such a battery, this procedure must be performed by POGS. In the European Union and other locations, it is illegal to dispose of any battery with household trash. All batteries must be disposed of in an environmentally sound manner. Contact your local waste-management officials for information regarding the environmentally sound collection, recycling and disposal of used batteries.

Having trouble?

We are sorry to find that you are having trouble using your POGS. The following advice should help you to solve problems. If this does not help, there are more detailed FAQs on our website. And we are more than happy to help any queries you have, please reach out to us via email hello@pogsheadphones.com.

Problem	Possible cause	Solution
POGS Bluetooth™ doesn't switch on.	The battery is empty.	Charge the battery or connect your POGS to your device with the QuickSafe cable.
No audio playback via Bluetooth™.	The Bluetooth™ function of your POGS is switched off.	Switch the Bluetooth™ function on (see chapter on activating Bluetooth™).
	POGS and your media device are not or no longer paired (LED light should be flashing every 7 sec when paired).	Check all settings as described in the chapter Bluetooth™ pairing.
	The Bluetooth™ function is switched off on the device.	Switch the Bluetooth™ function on. If applicable, refer to the instruction manual for the device.
No audio playback despite Bluetooth™ connection	Volume has been set too low.	Increase the volume on the device.

Your safety is important to us

Important safety instructions

1. Read and keep these instructions.
2. Follow all instructions and all warnings.
3. Clean only with a dry cloth.
4. Do not wear the headphones while charging.
5. Use only attachments/accessories specified by POGS.
6. Refer all servicing or repairs to POGS (www.pogshheadphones.com).
7. Do not expose your headphones to rain, dripping, splashing or moisture. For instance, do not use your headphones outdoors during a thunderstorm, as this may result in electric shock or malfunction of headphones.
8. to reduce the risk of electric.
9. These headphones are intended to be used only with the charging cable provided by POGS.

WARNING

Protect your hearing



Although POGS are volume limited, children are not recommended to be exposed to listening for more than 2 hours per day. Extended listening may negatively impact hearing.

Beware of your surroundings

Your headphones significantly dampen external noise.

Do not in any case wear your headphones when you are required to pay attention to your surroundings.

Safety notes for lithium polymer batteries

Please do not open the products, service should only be done by POGS B.V. or a service agent appointed by POGS B.V. Inside the product is a battery, which is normally inaccessible.

- ⚠ Don't disassemble, crush, puncture, short external contacts, expose to temperature above 60°C (140°F), sunshine or like, expose to extremely low air pressure or dispose of in fire or water.
- ⚠ Make sure that children in particular do not have access to the installed storage battery. Properly dispose of a defective device.
- ⚠ Do not allow battery acid to come into contact with skin, eyes or mucus membranes. In the event of contact with acid, immediately flush the applicable areas with plenty of clean water and consult a physician if necessary. Lithium batteries may explode if handled improperly.
- ⚠ Do not heat or short circuit batteries or dispose of them in fire.
- ⚠ Do not expose batteries to direct sunlight.
- ⚠ If the battery belonging to the device is swallowed, this may cause severe internal injury and, in extreme cases, even death.

- ⚠ If you suspect that the battery has been swallowed or otherwise incorporated, seek immediate medical attention. Leaking battery acid may lead to chemical burns.

CAUTION

- ⚠ Only use the headphones to receive wireless signals in environments where the use of Bluetooth™ technology is permitted.
- ⚠ Ensure that the headphones do not become wet, protect them from moisture, heat (e.g. during the summer in cars) and mechanical influences (e.g. severe shocks, pressure and dropping).
- ⚠ Only charge the batteries at ambient temperatures of 10 – 40 °C

CAUTION FCC AND IC STATEMENT FOR USERS (USA AND CANADA ONLY)

This device complies with part 15 of the FCC Rules. Operation is subject to the following two conditions: (1) This device may not cause harmful interference, and (2) this device must accept any interference received, including interference that may cause undesired operation. CAN ICES-003(B)/NMB-003(B)

FCC Radiation Exposure Statement

This equipment complies with FCC radiation exposure limits set forth for an uncontrolled environment.

This transmitter must not be co-located or operating in conjunction with any other antenna or transmitter.

Federal Communication Commission Interference Statement

This equipment has been tested and found to comply with the limits for a Class B digital device, pursuant to Part 15 of the FCC Rules. These limits are designed to provide reasonable protection against harmful interference in a residential installation. This equipment generates, uses and can radiate radio frequency energy and, if not installed and used in accordance with the instructions, may cause harmful interference to radio communications. However, there is no guarantee that interference will not occur in a particular installation.

If this equipment does cause harmful interference to radio or television reception, which can be determined by turning the equipment off and on, the user is encouraged to try to correct the interference by one or more of the following measures:

- Reorient or relocate the receiving antenna.
- Increase the separation between the equipment and receiver.
- Connect the equipment into an outlet on a circuit different from that to which the receiver is connected.
- Consult the dealer or an experienced radio/TV technician for help.

Caution: Changes or modifications not expressly approved by POGS could void the user's authority to operate the equipment.

Declaration of Conformity

POGS B.V. hereby declares that this product has been tested and is compliant according to the test standard EN 60065:2014 + A11: 2017.

FCC SDOC supplier's declaration of conformity

POGS B.V. hereby declares that this equipment is in compliance with the FCC Part 15 Subpart B.

Please note

The information in this document may change without prior notice and in no way constitutes any liability on the part of POGS B.V.

No part of this manual may be reproduced in any form or be broadcasted in any way electronically, mechanically, by photocopy or recording without the written permission of POGS B.V.