



Appendix B : SETUPPHOTOGRAPHS

B.1 Mains Terminal Disturbance Voltage




- Front View -




- Side View -

Photograph present configuration with maximum emission

B.2 Radiated Emissions 30 MHz – 1000 MHz



- Front View -



- Rear View -

Photograph present configuration with maximum emission