



FCC RADIO TEST REPORT

FCC ID : 2A3G3-WMU721X
Equipment : Wi-Fi 802.11ax 2x2 Tri-band Module
Brand Name : Emwicon
Model Name : WMU721X (X=2,3,4,5,6,7)
Applicant : Emwicon Corporation
7F.-5, No. 258, Liancheng Rd., Zhonghe Dist.,
New Taipei City 235, Taiwan (R.O.C.)
Manufacturer : Emwicon Corporation
7F.-5, No. 258, Liancheng Rd., Zhonghe Dist.,
New Taipei City 235, Taiwan (R.O.C.)
Standard : FCC Part 15 Subpart C §15.247

The product was received on May 16, 2024 and testing was performed from Jun. 06, 2024 to Aug. 26, 2024. We, Sporton International Inc. Wensan Laboratory, would like to declare that the tested sample has been evaluated in accordance with the test procedures and has been in compliance with the applicable technical standards.

The test results in this report apply exclusively to the tested model / sample. Without written approval from Sporton International Inc. Wensan Laboratory, the test report shall not be reproduced except in full.

Louis Wu

Approved by: Louis Wu

Sporton International Inc. Wensan Laboratory

No.58, Aly. 75, Ln. 564, Wenhua 3rd, Rd., Guishan Dist., Taoyuan City 333010, Taiwan (R.O.C.)



Table of Contents

History of this test report.....	3
Summary of Test Result.....	4
1 General Description.....	5
1.1 Product Feature of Equipment Under Test.....	5
1.2 Modification of EUT	6
1.3 Testing Location	6
1.4 Applicable Standards.....	6
2 Test Configuration of Equipment Under Test	7
2.1 Carrier Frequency Channel	7
2.2 Test Mode.....	8
2.3 Connection Diagram of Test System.....	9
2.4 Support Unit used in test configuration and system	9
2.5 EUT Operation Test Setup	10
2.6 Measurement Results Explanation Example.....	10
3 Test Result.....	11
3.1 Number of Channel Measurement	11
3.2 Hopping Channel Separation Measurement	12
3.3 Dwell Time Measurement.....	13
3.4 20dB and 99% Bandwidth Measurement	14
3.5 Output Power Measurement.....	15
3.6 Conducted Band Edges Measurement.....	16
3.7 Conducted Spurious Emission Measurement	17
3.8 Radiated Band Edges and Spurious Emission Measurement	18
3.9 AC Conducted Emission Measurement.....	22
3.10 Antenna Requirements.....	24
4 List of Measuring Equipment	25
5 Measurement Uncertainty	27
Appendix A. Conducted Test Results	
Appendix B. AC Conducted Emission Test Result	
Appendix C. Radiated Spurious Emission Test Data	
Appendix D. Duty Cycle Plots	
Appendix E. Setup Photographs	



History of this test report

Report No.	Version	Description	Issue Date
FR450901A	01	Initial issue of report	Oct. 15, 2024

Summary of Test Result

Report Clause	Ref Std. Clause	Test Items	Result (PASS/FAIL)	Remark
3.1	15.247(a)(1)	Number of Channels	Pass	-
3.2	15.247(a)(1)	Hopping Channel Separation	Pass	-
3.3	15.247(a)(1)	Dwell Time of Each Channel	Pass	-
3.4	15.247(a)(1)	20dB Bandwidth	Pass	-
3.4	2.1049	99% Occupied Bandwidth	Pass	-
3.5	15.247(b)(1) 15.247(b)(4)	Peak Output Power	Pass	-
3.6	15.247(d)	Conducted Band Edges	Pass	-
3.7	15.247(d)	Conducted Spurious Emission	Pass	-
3.8	15.247(d)	Radiated Band Edges and Radiated Spurious Emission	Pass	1.13 dB under the limit at 30.97 MHz
3.9	15.207	AC Conducted Emission	Pass	15.47 dB under the limit at 0.15 MHz
3.10	15.203	Antenna Requirement	Pass	-

Conformity Assessment Condition:

1. The test results (PASS/FAIL) with all measurement uncertainty excluded are presented against the regulation limits or in accordance with the requirements stipulated by the applicant/manufacture who shall bear all the risks of non-compliance that may potentially occur if measurement uncertainty is taken into account.
2. The measurement uncertainty please refer to each test result in the section "Measurement Uncertainty".

Disclaimer:

1. The product specifications of the EUT presented in the test report that may affect the test assessments are declared by the manufacturer who shall take full responsibility for the authenticity.
2. The purpose of different model name is for connector and interface.

Reviewed by: Keven Cheng

Report Producer: Mila Chen

1 General Description

1.1 Product Feature of Equipment Under Test

Product Feature	
General Specs	Bluetooth, Wi-Fi 2.4GHz 802.11b/g/n/ax, Wi-Fi 5GHz 802.11a/n/ac/ax, and Wi-Fi 6GHz 802.11ax.
Sample 1	WMU7212
Sample 2	WMU7213
Sample 3	WMU7214-U
Sample 4	WMU7214-P
Sample 5	WMU7215-U
Sample 6	WMU7215-P
Sample 7	WMU7216-U
Sample 8	WMU7216-P
Sample 9	WMU7217-U
Sample 10	WMU7217-P
Antenna Type	Dipole Antenna: <Model: RFA-27-H60-B-C1035-1> <Model: RFA-27-H60-B-C1035-4> <Model: RFA-27-C2-B-C1035-1> <Model: RFA-27-C2-B-C1035-4> <Model: ADT7352> <Model: RFA-27-C55-U-B70-1> <Model: RFA-27-C55-U-B70-4> <Model: RFA-27-AP152R-C1035> <Model: RFA-27-AP152R-4BC1035> <Model: RFA-27-JP326-C1035> <Model: RFA-27-JP326-4BC1035> PCB Antenna: <Model: ATB7214>

Antenna information		
2400 MHz ~ 2483.5 MHz	Peak Gain (dBi)	<Model: RFA-27-H60-B-C1035-1>: 1.34 <Model: RFA-27-H60-B-C1035-4>: 1.34 <Model: RFA-27-C2-B-C1035-1>: 1.91 <Model: RFA-27-C2-B-C1035-4>: 1.91 <Model: RFA-27-C55-U-B70-1>: 1.84 <Model: RFA-27-C55-U-B70-4>: 1.84 <Model: RFA-27-JP326-C1035>: 2.79 <Model: RFA-27-JP326-4BC1035>: 2.79 <Model: RFA-27-AP152R-C1035>: 2.31 <Model: RFA-27-AP152R4BC1035>: 2.31 <Model: ADT7352>: 2.66 <Model: ATB7214>: 2.57

Remark: The EUT's information above is declared by manufacturer. Please refer to Disclaimer in report summary.



1.2 Modification of EUT

No modifications made to the EUT during the testing.

1.3 Testing Location

Test Site	Sporton International Inc. Wensan Laboratory
Test Site Location	No.58, Aly. 75, Ln. 564, Wenhua 3rd, Rd., Guishan Dist., Taoyuan City 333010, Taiwan (R.O.C.) TEL: +886-3-327-0868 FAX: +886-3-327-0855
Test Site No.	Sporton Site No.
	TH05-HY, CO07-HY, 03CH13-HY

Note: The test site complies with ANSI C63.4 2014 requirement.

FCC designation No.: TW3786

1.4 Applicable Standards

According to the specifications declared by the manufacturer, the EUT must comply with the requirements of the following standards:

- ♦ FCC Part 15 Subpart C §15.247
- ♦ FCC KDB Publication No. 558074 D01 15.247 Meas Guidance v05r02
- ♦ FCC KDB 414788 D01 Radiated Test Site v01r01
- ♦ ANSI C63.10-2013

Remark:

1. All the test items were validated and recorded in accordance with the standards without any modification during the testing.
2. The TAF code is not including all the FCC KDB listed without accreditation.
3. This EUT has also been tested and complied with the requirements of FCC Part 15, Subpart B, recorded in a separate test report.



2 Test Configuration of Equipment Under Test

2.1 Carrier Frequency Channel

Frequency Band	Channel	Freq. (MHz)	Channel	Freq. (MHz)	Channel	Freq. (MHz)
2400-2483.5 MHz	0	2402	27	2429	54	2456
	1	2403	28	2430	55	2457
	2	2404	29	2431	56	2458
	3	2405	30	2432	57	2459
	4	2406	31	2433	58	2460
	5	2407	32	2434	59	2461
	6	2408	33	2435	60	2462
	7	2409	34	2436	61	2463
	8	2410	35	2437	62	2464
	9	2411	36	2438	63	2465
	10	2412	37	2439	64	2466
	11	2413	38	2440	65	2467
	12	2414	39	2441	66	2468
	13	2415	40	2442	67	2469
	14	2416	41	2443	68	2470
	15	2417	42	2444	69	2471
	16	2418	43	2445	70	2472
	17	2419	44	2446	71	2473
	18	2420	45	2447	72	2474
	19	2421	46	2448	73	2475
	20	2422	47	2449	74	2476
	21	2423	48	2450	75	2477
	22	2424	49	2451	76	2478
	23	2425	50	2452	77	2479
	24	2426	51	2453	78	2480
	25	2427	52	2454	-	-
	26	2428	53	2455	-	-

2.2 Test Mode

- a. The EUT has been associated with peripherals and configuration operated in a manner tended to maximize its emission characteristics in a typical application. Frequency range investigated: conduction emission (150 kHz to 30 MHz), radiation emission (9 kHz to the 10th harmonic of the highest fundamental frequency or to 40 GHz, whichever is lower). For radiated measurement, the measured emission level of the EUT was maximized by rotating the EUT on a turntable, adjusting the orientation of the EUT and EUT antenna in three orthogonal axis (X: flat, Y: portrait, Z: landscape), and adjusting the measurement antenna orientation, following C63.10 exploratory test procedures and only the worst plane, and the worst mode of radiated spurious emissions is Bluetooth 2Mbps mode, and recorded in this report.
- b. AC power line Conducted Emission was tested under maximum output power.

The following summary table is showing all test modes to demonstrate in compliance with the standard.

Summary table of Test Cases			
Test Item	Data Rate / Modulation		
Conducted Test Cases	Bluetooth BR 1Mbps GFSK	Bluetooth EDR 2Mbps $\pi/4$ -DQPSK	Bluetooth EDR 3Mbps 8-DPSK
	Mode 1: CH00_2402 MHz	Mode 4: CH00_2402 MHz	Mode 7: CH00_2402 MHz
	Mode 2: CH39_2441 MHz	Mode 5: CH39_2441 MHz	Mode 8: CH39_2441 MHz
	Mode 3: CH78_2480 MHz	Mode 6: CH78_2480 MHz	Mode 9: CH78_2480 MHz
Radiated Test Cases	Bluetooth EDR 2Mbps n/4-DQPSK		
	Mode 1: CH00_2402 MHz		
	Mode 2: CH39_2441 MHz		
	Mode 3: CH78_2480 MHz		
AC Conducted Emission	Mode 1 : WLAN (2.4GHz) Link + Bluetooth Link + Adapter for Sample 1		
Remark:			
1. For Radiated Test Cases, the worst mode data rate 2Mbps was reported only since the highest RF output power in the preliminary tests. The conducted spurious emissions and conducted band edge measurement for other data rates were not worse than 2Mbps, and no other significantly frequencies found in conducted spurious emission.			
2. For Radiated Test Cases, the tests were performed with Sample 1, 2, 7 and 8.			

2.3 Connection Diagram of Test System



2.4 Support Unit used in test configuration and system

Item	Equipment	Brand Name	Model Name	FCC ID	Data Cable	Power Cord
1.	Bluetooth Earphone	Sony Ericsson	MW600	PY7DDA-2029	N/A	N/A
2.	WLAN AP	Netgear	RAXE500	PY320300508	N/A	Unshielded, 1.8 m
3.	Notebook	DELL	Latitude 3400	FCC DoC	N/A	AC I/P: Unshielded, 1.2 m DC O/P: Shielded, 1.8 m
4.	Notebook	Acer	N18Q13	PD9AX201NG	N/A	AC I/P: Unshielded, 1.2 m DC O/P: Shielded, 1.8 m
5.	Adapter	Sunward	AD36AM0506OQ	FCC DoC	N/A	Unshielded, 1.2m
6.	Fixture	AAEON	UPS-APLC2-A20-0432	N/A	N/A	N/A



2.5 EUT Operation Test Setup

The RF test items, utility “RtBluetoothMP.dll v.5.3.2.37 RTLBTAPP v.5.2.3.58” was installed in Notebook which was programmed in order to make the EUT get into the engineering modes to provide channel selection, power level, data rate and the application type and for continuous transmitting signals.

2.6 Measurement Results Explanation Example

For all conducted test items:

The offset level is set in the spectrum analyzer to compensate the RF cable loss and attenuator factor between EUT conducted output port and spectrum analyzer. With the offset compensation, the spectrum analyzer reading level is exactly the EUT RF output level.

Example:

The spectrum analyzer offset is derived from RF cable loss and attenuator factor.

Offset = RF cable loss + attenuator factor.

Following shows an offset computation example with cable loss 4.2 dB and 10 dB attenuator.

$$\begin{aligned}\text{Offset(dB)} &= \text{RF cable loss(dB)} + \text{attenuator factor(dB)} \\ &= 4.2 + 10 = 14.2 \text{ (dB)}\end{aligned}$$

3 Test Result

3.1 Number of Channel Measurement

3.1.1 Limits of Number of Hopping Frequency

Frequency hopping systems in the 2400-2483.5 MHz band shall use at least 15 channels.

3.1.2 Measuring Instruments

Please refer to the measuring equipment list in this test report.

3.1.3 Test Procedure

1. The testing follows ANSI C63.10-2013 clause 7.8.3.
2. The RF output of EUT is connected to the spectrum analyzer by RF cable and attenuator. The path loss is compensated to the results for each measurement.
3. Set the maximum power setting and enable the EUT to transmit continuously.
4. Enable the EUT hopping function.
5. Use the following spectrum analyzer settings: Span = the frequency band of operation;
RBW = 300 kHz; VBW \geq RBW; Sweep = auto; Detector function = peak; Trace = max hold.
6. The number of hopping frequency used is defined as the number of total channel.
7. Record the measurement data derived from spectrum analyzer.

3.1.4 Test Setup



3.1.5 Test Result of Number of Hopping Frequency

Please refer to Appendix A.

3.2 Hopping Channel Separation Measurement

3.2.1 Limit of Hopping Channel Separation

Frequency hopping systems operating in the 2400-2483.5 MHz band may have hopping channel carrier frequencies that are separated by 25 kHz or two-thirds of the 20 dB bandwidth of the hopping channel, whichever is greater.

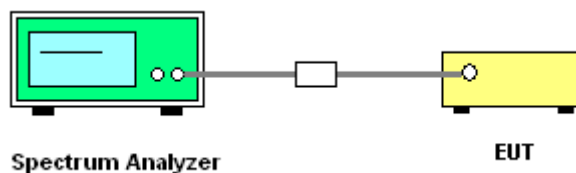
3.2.2 Measuring Instruments

Please refer to the measuring equipment list in this test report.

3.2.3 Test Procedures

1. The testing follows ANSI C63.10-2013 clause 7.8.2.
2. The RF output of EUT is connected to the spectrum analyzer by RF cable and attenuator. The path loss is compensated to the results for each measurement.
3. Set the maximum power setting and enable the EUT to transmit continuously.
4. Enable the EUT hopping function.
5. Use the following spectrum analyzer settings:
Span = wide enough to capture the peaks of two adjacent channels;
RBW = 300 kHz; VBW \geq RBW; Sweep = auto; Detector function = peak; Trace = max hold.
6. Measure and record the results in the test report.

3.2.4 Test Setup



3.2.5 Test Result of Hopping Channel Separation

Please refer to Appendix A.

3.3 Dwell Time Measurement

3.3.1 Limit of Dwell Time

The average time of occupancy on any channel shall not be greater than 0.4 seconds within a period of 0.4 seconds multiplied by the number of hopping channels employed.

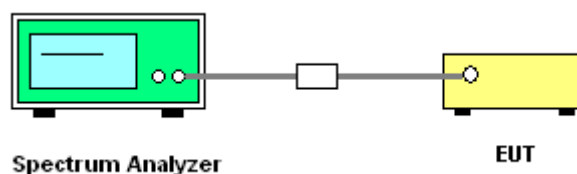
3.3.2 Measuring Instruments

Please refer to the measuring equipment list in this test report.

3.3.3 Test Procedures

1. The testing follows ANSI C63.10-2013 clause 7.8.4.
2. The RF output of EUT is connected to the spectrum analyzer by RF cable and attenuator. The path loss is compensated to the results for each measurement.
3. Set the maximum power setting and enable the EUT to transmit continuously.
4. Enable the EUT hopping function.
5. Use the following spectrum analyzer settings: Span = zero span, centered on a hopping channel; RBW = 1 MHz; VBW \geq RBW; Sweep = as necessary to capture the entire dwell time per hopping channel; Detector function = peak; Trace = max hold.
6. Measure and record the results in the test report.

3.3.4 Test Setup



3.3.5 Test Result of Dwell Time

Please refer to Appendix A.

3.4 20dB and 99% Bandwidth Measurement

3.4.1 Limit of 20dB and 99% Bandwidth

Reporting only

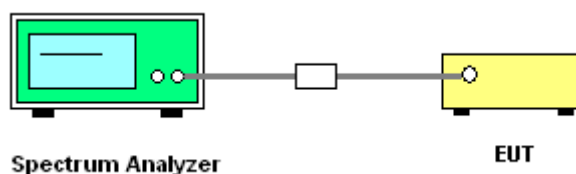
3.4.2 Measuring Instruments

Please refer to the measuring equipment list in this test report.

3.4.3 Test Procedures

1. The testing follows ANSI C63.10-2013 clause 6.9.2 and 6.9.3.
2. The RF output of EUT is connected to the spectrum analyzer by RF cable and attenuator. The path loss is compensated to the results for each measurement.
3. Set the maximum power setting and enable the EUT to transmit continuously.
4. Use the following spectrum analyzer settings for 20 dB Bandwidth measurement.
Span = approximately 2 to 5 times the 20 dB bandwidth, centered on a hopping channel;
RBW \geq 1% of the 20 dB bandwidth; VBW \geq RBW; Sweep = auto; Detector function = peak;
Trace = max hold.
5. Use the following spectrum analyzer settings for 99 % Bandwidth measurement.
Span = approximately 1.5 to 5 times the 99% bandwidth, centered on a hopping channel;
RBW \geq 1-5% of the 99% bandwidth; VBW \geq 3 * RBW; Sweep = auto; Detector function = peak;
Trace = max hold.
6. Measure and record the results in the test report.

3.4.4 Test Setup



3.4.5 Test Result of 20dB Bandwidth

Please refer to Appendix A.

3.4.6 Test Result of 99% Occupied Bandwidth

Please refer to Appendix A.

3.5 Output Power Measurement

3.5.1 Limit of Output Power

The maximum peak conducted output power of the intentional radiator shall not exceed the following:
For frequency hopping systems operating in the 2400-2483.5 MHz band employing at least 75 non-overlapping hopping channels, and all frequency hopping systems in the 5725-5850 MHz band: 1 watt. For all other frequency hopping systems in the 2400-2483.5 MHz band 0.125 watts.
If directional gain of transmitting antennas is greater than 6 dBi, the power shall be reduced by the same level in dB comparing to gain minus 6 dBi.

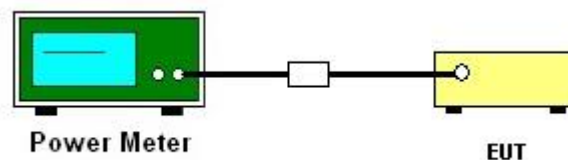
3.5.2 Measuring Instruments

Please refer to the measuring equipment list in this test report.

3.5.3 Test Procedures

1. The testing follows ANSI C63.10-2013 clause 7.8.5.
2. The RF output of EUT is connected to the power meter by RF cable and attenuator. The path loss is compensated to the results for each measurement.
3. Set the maximum power setting and enable the EUT to transmit continuously.
4. Measure the conducted output power with cable loss and record the results in the test report.
5. Measure and record the results in the test report.

3.5.4 Test Setup



3.5.5 Test Result of Peak Output Power

Please refer to Appendix A.

3.5.6 Test Result of Average Output Power (Reporting Only)

Please refer to Appendix A.

3.6 Conducted Band Edges Measurement

3.6.1 Limit of Band Edges

In any 100 kHz bandwidth outside the intentional radiation frequency band, the radio frequency power shall be at least 20 dB below the highest level of the radiated power. In addition, radiated emissions which fall in the restricted bands must also comply with the radiated emission limits.

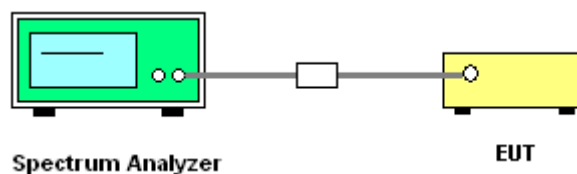
3.6.2 Measuring Instruments

Please refer to the measuring equipment list in this test report.

3.6.3 Test Procedures

1. The testing follows ANSI C63.10-2013 clause 7.8.6.
2. Set the maximum power setting and enable the EUT to transmit continuously.
3. Set RBW = 100 kHz, VBW = 300 kHz. Band edge emissions must be at least 20 dB down from the highest emission level within the authorized band as measured with a 100 kHz RBW. The attenuation shall be 30 dB instead of 20 dB when RMS conducted output power procedure is used.
4. Enable hopping function of the EUT and then repeat step 2 and 3.
5. Measure and record the results in the test report.

3.6.4 Test Setup



3.6.5 Test Result of Conducted Band Edges

Please refer to Appendix A.

3.6.6 Test Result of Conducted Hopping Mode Band Edges

Please refer to Appendix A.

3.7 Conducted Spurious Emission Measurement

3.7.1 Limit of Spurious Emission Measurement

In any 100 kHz bandwidth outside the intentional radiation frequency band, the radio frequency power shall be at least 20 dB below the highest level of the radiated power. In addition, radiated emissions which fall in the restricted bands must also comply with the radiated emission limits.

3.7.2 Measuring Instruments

Please refer to the measuring equipment list in this test report.

3.7.3 Test Procedure

1. The testing follows ANSI C63.10-2013 clause 7.8.8.
2. The RF output of EUT is connected to the spectrum analyzer by RF cable and attenuator. The path loss is compensated to the results for each measurement.
3. Set the maximum power setting and enable the EUT to transmit continuously.
4. Set RBW = 100 kHz, VBW = 300 kHz, scan up through 10th harmonic. All harmonics / spurious must be at least 20 dB down from the highest emission level within the authorized band as measured with a 100 kHz RBW.
5. Measure and record the results in the test report.
6. The RF fundamental frequency should be excluded against the limit line in the operating frequency band.

3.7.4 Test Setup



3.7.5 Test Result of Conducted Spurious Emission

Please refer to Appendix A.

3.8 Radiated Band Edges and Spurious Emission Measurement

3.8.1 Limit of Radiated Band Edges and Spurious Emission

In any 100 kHz bandwidth outside the intentional radiator frequency band, all harmonics / spurious must be at least 20 dB below the highest emission level within the authorized band. In addition, radiated emissions which fall in the restricted bands must also comply with the limits as below.

Frequency (MHz)	Field Strength (microvolts/meter)	Measurement Distance (meters)
0.009 – 0.490	2400/F(kHz)	300
0.490 – 1.705	24000/F(kHz)	30
1.705 – 30.0	30	30
30 – 88	100	3
88 – 216	150	3
216 - 960	200	3
Above 960	500	3

3.8.2 Measuring Instruments

Please refer to the measuring equipment list in this test report.

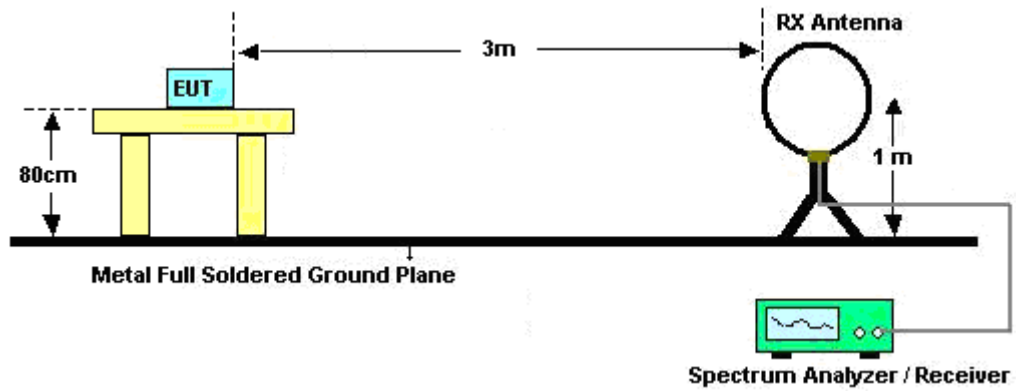
3.8.3 Test Procedures

1. The EUT is placed on a turntable with 0.8 meter for frequency below 1 GHz and 1.5 meter for frequency above 1 GHz respectively above ground.
2. The EUT is set 3 meters away from the receiving antenna, which is mounted on the top of a variable height antenna tower.
3. For each suspected emission, the EUT is arranged to its worst case and then tune the Antenna tower (from 1 m to 4 m) and turntable (from 0 degree to 360 degrees) to find the maximum reading. A pre-amp and a high pass filter are used for the test in order to get better signal level to comply with the guidelines.
4. Set the maximum power setting and enable the EUT to transmit continuously.
5. Use the following spectrum analyzer settings:
 - (1) Span shall wide enough to fully capture the emission being measured;
 - (2) Set RBW = 100 kHz for $f < 1$ GHz, RBW = 1 MHz for $f > 1$ GHz ; VBW \geq RBW; Sweep = auto; Detector function = peak; Trace = max hold for peak
 - (3) For average measurement: use duty cycle correction factor method per 15.35(c).
Duty cycle = On time/100 milliseconds
On time = $N_1 \cdot L_1 + N_2 \cdot L_2 + \dots + N_{n-1} \cdot L_{n-1} + N_n \cdot L_n$
Where N_1 is number of type 1 pulses, L_1 is length of type 1 pulses, etc.
Average Emission Level = Peak Emission Level + $20 \cdot \log$ (Duty cycle)
6. Corrected Reading: Antenna Factor + Cable Loss + Read Level - Preamp Factor = Level
7. Radiated testing below 1 GHz is performed by adjusting the antenna tower from 1 m to 4 m and by rotating the turn table from 0 degree to 360 degrees to find the peak maximum hold reading. When there is no suspected emission found and the emission level is with at least 6 dB margin against QP limit line, the position is marked as “-”.
8. Radiated testing above 1 GHz is performed by adjusting the antenna tower from 1 m to 4 m and by rotating the turn table from 0 degree to 360 degrees to find the peak maximum hold reading for scanning all frequencies. When there is no suspected emission found and the harmonic emission level is with at least 6 dB margin against average limit line, the position is marked as “-”.

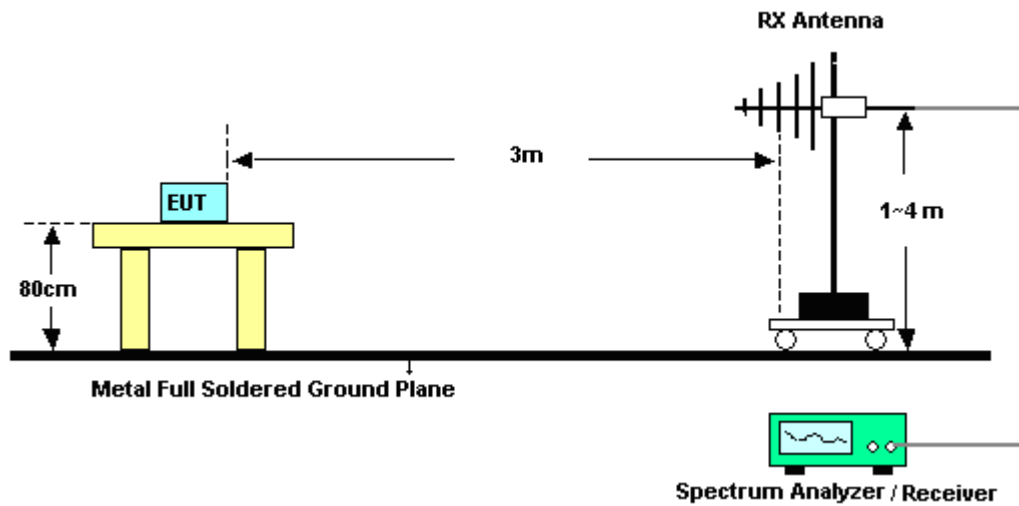
Note: The average levels are calculated from the peak level corrected with duty cycle correction factor (-24.76 dB for Sample 1 and 8, -24.79 dB for Sample 2 and 7) derived from $20 \log$ (dwell time/100ms). This correction is only for signals that hop with the fundamental signal, such as band-edge and harmonic. Other spurious signals that are independent of the hopping signal would not use this correction.

3.8.4 Test Setup

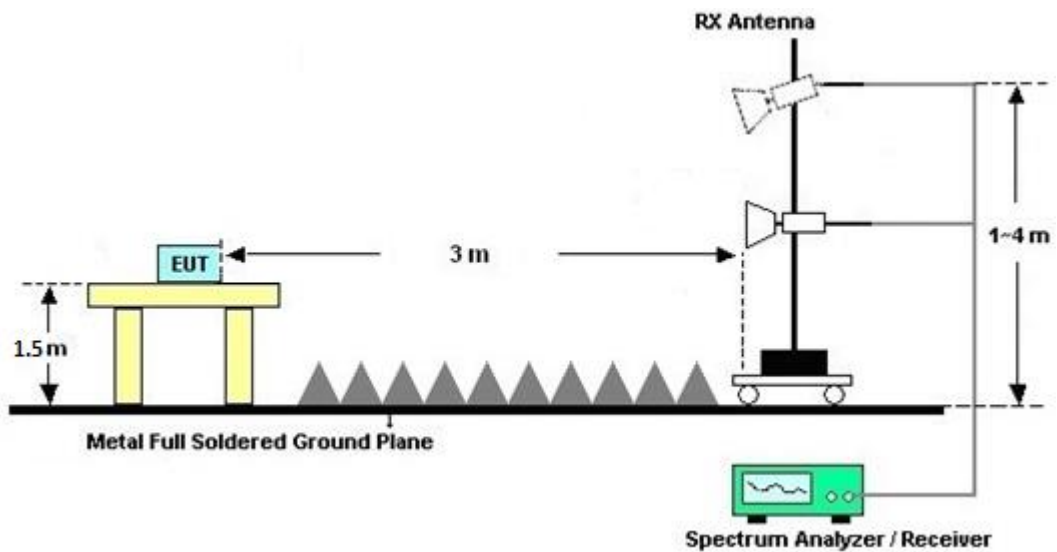
For radiated test below 30MHz



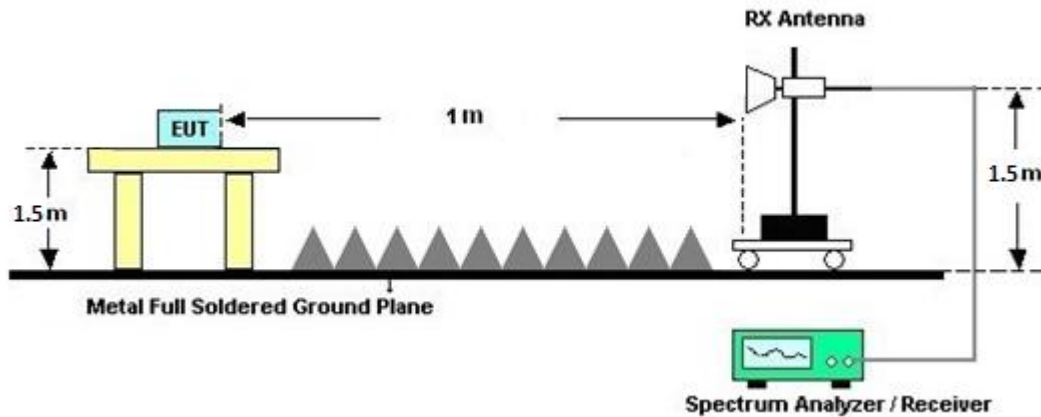
For radiated test from 30MHz to 1GHz



For radiated test from 1GHz to 18GHz



For radiated test above 18GHz



3.8.5 Test Results of Radiated Spurious Emissions (9 kHz ~ 30 MHz)

The low frequency, which starts from 9 kHz to 30 MHz, is pre-scanned and the result which is 20 dB lower than the limit line is not reported.

There is adequate comparison measurement of both open-field test site and alternative test site - semi-Anechoic chamber according to 414788 D01 Radiated Test Site v01r01, and the result comes out very similar.

3.8.6 Test Result of Radiated Spurious at Band Edges

Please refer to Appendix C.

3.8.7 Duty Cycle

Please refer to Appendix D.

3.8.8 Test Result of Radiated Spurious Emission (30MHz ~ 10th Harmonic)

Please refer to Appendix C.

3.9 AC Conducted Emission Measurement

3.9.1 Limit of AC Conducted Emission

For equipment that is designed to be connected to the public utility (AC) power line, the radio frequency voltage that is conducted back onto the AC power line on any frequency or frequencies within the band 150 kHz to 30 MHz shall not exceed the limits in the following table.

Frequency of emission (MHz)	Conducted limit (dB μ V)	
	Quasi-peak	Average
0.15-0.5	66 to 56*	56 to 46*
0.5-5	56	46
5-30	60	50

*Decreases with the logarithm of the frequency.

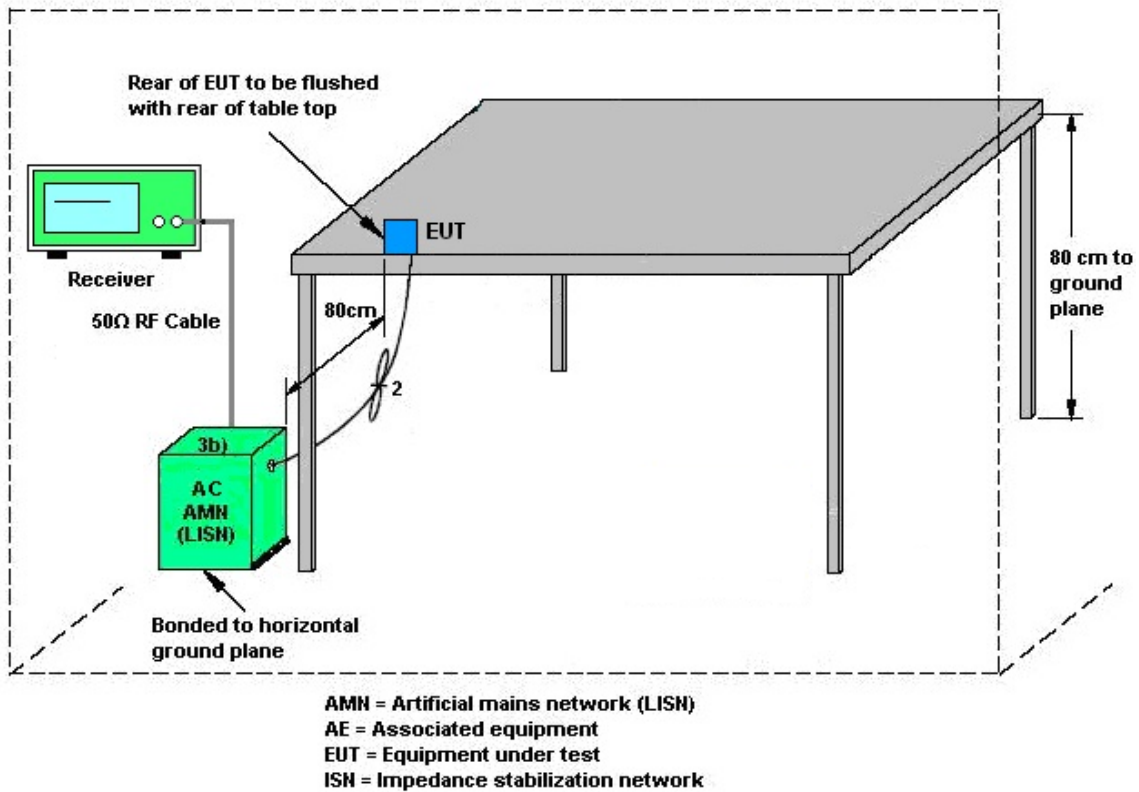
3.9.2 Measuring Instruments

Please refer to the measuring equipment list in this test report.

3.9.3 Test Procedures

1. The EUT is placed 0.4 meter away from the conducting wall of the shielding room, and is kept at least 80 centimeters from any other grounded conducting surface.
2. Connect EUT to the power mains through a line impedance stabilization network (LISN).
3. All the support units are connecting to the other LISN.
4. The LISN provides 50 ohm coupling impedance for the measuring instrument.
5. The FCC states that a 50 ohm, 50 microhenry LISN shall be used.
6. Both Line and Neutral shall be tested in order to find out the maximum conducted emission.
7. The frequency range from 150 kHz to 30 MHz is scanned.
8. Set the test-receiver system to Peak Detect Function and specified bandwidth (IF Bandwidth = 9 kHz) with Maximum Hold Mode. Then measurement is also conducted by Average Detector and Quasi-Peak Detector Function respectively.

3.9.4 Test Setup



3.9.5 Test Result of AC Conducted Emission

Please refer to Appendix B.



3.10 Antenna Requirements

3.10.1 Standard Applicable

An intentional radiator shall be designed to ensure that no antenna other than that furnished by the responsible party shall be used with the device. The use of a permanently attached antenna or of an antenna that uses a unique coupling to the intentional radiator shall be considered sufficient to comply with the provisions of this section. The manufacturer may design the unit so that a broken antenna can be replaced by the user, but the use of a standard antenna jack or electrical connector is prohibited. This requirement does not apply to carrier current devices or to devices operated under the provisions of §§ 15.211, 15.213, 15.217, 15.219, 15.221, or § 15.236. Further, this requirement does not apply to intentional radiators that must be professionally installed, such as perimeter protection systems and some field disturbance sensors, or to other intentional radiators which, in accordance with § 15.31(d), must be measured at the installation site. However, the installer shall be responsible for ensuring that the proper antenna is employed so that the limits in this part are not exceeded.

3.10.2 Antenna Anti-Replacement Construction

Antenna permanently attached.



4 List of Measuring Equipment

Instrument	Brand Name	Model No.	Serial No.	Characteristics	Calibration Date	Test Date	Due Date	Remark
AC Power Source	ACPOWER	AFC-11003G	F317040033	N/A	N/A	Jul. 10, 2024	N/A	Conduction (CO07-HY)
Software	Rohde & Schwarz	EMC32 V10.30	N/A	N/A	N/A	Jul. 10, 2024	N/A	Conduction (CO07-HY)
Pulse Limiter	SCHWARZBECK	VTSD 9561-F N	9561-F N00373	9kHz~200MHz	Oct. 20, 2023	Jul. 10, 2024	Oct. 19, 2024	Conduction (CO07-HY)
RF Cable	HUBER + SUHNER	RG 214/U	1358175	9kHz~30MHz	Mar. 14, 2024	Jul. 10, 2024	Mar. 13, 2025	Conduction (CO07-HY)
Two-Line V-Network	TESEQ	NNB 51	45051	N/A	Mar. 10, 2024	Jul. 10, 2024	Mar. 09, 2025	Conduction (CO07-HY)
Four-Line V-Network	TESEQ	NNB 52	36122	N/A	Mar. 07, 2024	Jul. 10, 2024	Mar. 06, 2025	Conduction (CO07-HY)
EMI Test Receiver	Rohde & Schwarz	ESR3	102317	9kHz~3.6GHz	Sep. 20, 2023	Jul. 10, 2024	Sep. 19, 2024	Conduction (CO07-HY)
Horn Antenna	SCHWARZBECK	BBHA 9120 D	9120D-1326	1GHz~18GHz	Aug. 17, 2023	Jun. 28, 2024~ Aug. 15, 2024	Aug. 16, 2024	Radiation (03CH13-HY)
Horn Antenna	SCHWARZBECK	BBHA 9120 D	9120D-1212	1GHz~18GHz	Mar. 21, 2024	Aug. 16, 2024~ Aug. 26, 2024	Mar. 20, 2025	Radiation (03CH13-HY)
SHF-EHF Horn Antenna	SCHWARZBECK	BBHA9170	00993	18GHz~40GHz	Nov. 24, 2023	Jun. 28, 2024~ Aug. 26, 2024	Nov. 23, 2023	Radiation (03CH13-HY)
Bilog Antenna	TESEQ	CBL 6111D & 00800N1D01N-06	40103 & 07	30MHz~1GHz	Apr. 12, 2024	Jun. 28, 2024~ Aug. 26, 2024	Apr. 11, 2025	Radiation (03CH13-HY)
Loop Antenna	Rohde & Schwarz	HFH2-Z2	100488	9 kHz~30 MHz	Sep. 12, 2023	Jun. 28, 2024~ Aug. 26, 2024	Sep. 11, 2024	Radiation (03CH13-HY)
Preamplifier	MITEQ	AMF-7D-0010 1800-30-10P	1590074	1GHz~18GHz	May 15, 2024	Jun. 28, 2024~ Aug. 26, 2024	May 14, 2025	Radiation (03CH13-HY)
Preamplifier	EM Electronics	EM01G18G	060803	1GHz~18GHz	Jan. 09, 2024	Jun. 28, 2024~ Aug. 26, 2024	Jan. 08, 2025	Radiation (03CH13-HY)
Preamplifier	EMEC	EM18G40G	060801	18GHz~40GHz	May 27, 2024	Jun. 28, 2024~ Aug. 26, 2024	May 26, 2025	Radiation (03CH13-HY)
Amplifier	SONOMA	310N	187282	9kHz~1GHz	Dec. 13, 2023	Jun. 28, 2024~ Aug. 26, 2024	Dec. 12, 2024	Radiation (03CH13-HY)
EMI Test Receiver	Agilent	N9038A(MXE)	MY53290045	20Hz~8.4GHz	Apr. 17, 2024	Aug. 16, 2024~ Aug. 26, 2024	Apr. 16, 2025	Radiation (03CH13-HY)
Spectrum Analyzer	Keysight	N9010A	MY55370526	10Hz~44GHz	Jan. 18, 2024	Jun. 28, 2024~ Aug. 26, 2024	Jan. 17, 2025	Radiation (03CH13-HY)
Filter	Wainwright	WHKX12-2700 -3000-18000-6 0SS	SN2	3GHz High Pass Filter	Jul. 10, 2023	Jun. 28, 2024~ Jul. 08, 2024	Jul. 09, 2024	Radiation (03CH13-HY)
Filter	Wainwright	WHKX12-2700 -3000-18000-6 0SS	SN2	3GHz High Pass Filter	Jul. 09, 2024	Jul. 09, 2024~ Aug. 26, 2024	Jul. 08, 2025	Radiation (03CH13-HY)
Filter	Wainwright	WLK4-1000-15 30-8000-40SS	SN12	1.53GHz Low Pass Filter	Sep. 12, 2023	Jun. 28, 2024~ Aug. 26, 2024	Sep. 11, 2024	Radiation (03CH13-HY)



Instrument	Brand Name	Model No.	Serial No.	Characteristics	Calibration Date	Test Date	Due Date	Remark
Filter	Wainwright	WHKX8-5872. 5-6750-18000-40ST	SN5	6.75GHz High Pass Filter	Mar. 08, 2024	Jun. 28, 2024~ Aug. 26, 2024	Mar. 07, 2025	Radiation (03CH13-HY)
Filter	Wainwright	WHKX6-7268- 9200-26500-40 CD	SN4	9GHz High Pass Filter	May 22, 2024	Jun. 28, 2024~ Aug. 26, 2024	May 21, 2025	Radiation (03CH13-HY)
RF Cable	HUBER + SUHNER	SUCOFLEX 126E	0030/126E	30MHz~18GHz	Feb. 07, 2024	Jun. 28, 2024~ Aug. 26, 2024	Feb. 06, 2025	Radiation (03CH13-HY)
RF Cable	HUBER + SUHNER	SUCOFLEX 104	804793/4	30MHz~18GHz	Feb. 07, 2024	Jun. 28, 2024~ Aug. 26, 2024	Feb. 06, 2025	Radiation (03CH13-HY)
RF Cable	HUBER + SUHNER	SUCOFLEX 104	MY24961/4	30MHz~18GHz	Feb. 07, 2024	Jun. 28, 2024~ Aug. 26, 2024	Feb. 06, 2025	Radiation (03CH13-HY)
RF Cable	HUBER + SUHNER	SUCOFLEX 102	505134/2	30MHz~40GHz	Dec. 18, 2023	Jun. 28, 2024~ Aug. 26, 2024	Dec. 17, 2024	Radiation (03CH13-HY)
RF Cable	HUBER + SUHNER	SUCOFLEX 104	MY28655/4 MY24971/4	9kHz~30MHz	Feb. 21, 2024	Jun. 28, 2024~ Aug. 26, 2024	Feb. 20, 2025	Radiation (03CH13-HY)
Hygrometer	TECPEL	DTM-303A	TP215159	N/A	Sep. 13, 2023	Jun. 28, 2024~ Aug. 26, 2024	Sep. 12, 2024	Radiation (03CH13-HY)
Controller	EMEC	EM1000	N/A	Control Turn table & Ant Mast	N/A	Jun. 28, 2024~ Aug. 26, 2024	N/A	Radiation (03CH13-HY)
Antenna Mast	EMEC	AM-BS-4500-B	N/A	1m~4m	N/A	Jun. 28, 2024~ Aug. 26, 2024	N/A	Radiation (03CH13-HY)
Turn Table	EMEC	TT2000	N/A	0~360 Degree	N/A	Jun. 28, 2024~ Aug. 26, 2024	N/A	Radiation (03CH13-HY)
Software	Audix	N/A	RK-002392	N/A	N/A	Jun. 28, 2024~ Aug. 26, 2024	N/A	Radiation (03CH13-HY)
Hygrometer	TECPEL	DTM-303A	TP201996	N/A	Nov. 07, 2023	Jun. 06, 2024~ Jun. 20, 2024	Nov. 06, 2024	Conducted (TH05-HY)
Power Meter	Agilent	E4416A	GB41292344	N/A	Jul. 12, 2023	Jun. 06, 2024~ Jun. 20, 2024	Jul. 11, 2024	Conducted (TH05-HY)
Power Sensor	Agilent	E9327A	US40441548	50MHz~18GHz	Jul. 12, 2023	Jun. 06, 2024~ Jun. 20, 2024	Jul. 11, 2024	Conducted (TH05-HY)
Signal Analyzer	Rohde & Schwarz	FSV40	101566	10Hz~40GHz	Aug. 23, 2023	Jun. 06, 2024~ Jun. 20, 2024	Aug. 22, 2024	Conducted (TH05-HY)
Software	Sporton	BTWIFI_Final_ version:1.0(20 24-04-11)	N/A	Conducted Items	N/A	Jun. 06, 2024~ Jun. 20, 2024	N/A	Conducted (TH05-HY)
Switch Control Mainframe	EM Electronics	ETF-058	EC1208382 (BOX1)	N/A	Apr. 01, 2024	Jun. 06, 2024~ Jun. 20, 2024	Mar. 31, 2025	Conducted (TH05-HY)

5 Measurement Uncertainty

Uncertainty of Conducted Emission Measurement (150 kHz ~ 30 MHz)

Measuring Uncertainty for a Level of Confidence of 95% ($U = 2Uc(y)$)	3.44 dB
--	---------

Uncertainty of Radiated Emission Measurement (30 MHz ~ 1000 MHz)

Measuring Uncertainty for a Level of Confidence of 95% ($U = 2Uc(y)$)	6.5 dB
--	--------

Uncertainty of Radiated Emission Measurement (1000 MHz ~ 6000 MHz)

Measuring Uncertainty for a Level of Confidence of 95% ($U = 2Uc(y)$)	4.2 dB
--	--------

Uncertainty of Radiated Emission Measurement (6000 MHz ~ 18000 MHz)

Measuring Uncertainty for a Level of Confidence of 95% ($U = 2Uc(y)$)	4.6 dB
--	--------

Uncertainty of Radiated Emission Measurement (18000 MHz ~ 40000 MHz)

Measuring Uncertainty for a Level of Confidence of 95% ($U = 2Uc(y)$)	5.3 dB
--	--------

Appendix A. Test Result of Conducted Test Items

Test Engineer:	Mina Liu and Willy Chang	Temperature:	21~25	°C
Test Date:	2024/6/6~2024/6/20	Relative Humidity:	51~54	%

TEST RESULTS DATA**20dB and 99% Occupied Bandwidth and Hopping Channel Separation**

Mod.	Data Rate	NTX	CH.	Freq. (MHz)	20db BW (MHz)	99% Bandwidth (MHz)	Hopping Channel Separation Measurement (MHz)	Hopping Channel Separation Measurement Limit (MHz)	Pass/Fail
DH	1Mbps	1	0	2402	0.958	0.901	0.999	0.6384	Pass
DH	1Mbps	1	39	2441	0.956	0.899	0.999	0.6374	Pass
DH	1Mbps	1	78	2480	0.957	0.899	0.999	0.6378	Pass
2DH	2Mbps	1	0	2402	1.263	1.197	1.003	0.8418	Pass
2DH	2Mbps	1	39	2441	1.266	1.167	0.999	0.8442	Pass
2DH	2Mbps	1	78	2480	1.279	1.171	1.003	0.8524	Pass
3DH	3Mbps	1	0	2402	1.265	1.171	1.003	0.8436	Pass
3DH	3Mbps	1	39	2441	1.269	1.171	1.003	0.8458	Pass
3DH	3Mbps	1	78	2480	1.262	1.171	1.003	0.8416	Pass

TEST RESULTS DATA**Dwell Time**

Mod.	Hopping Channel Number Rate	Hops Over Occupancy Time (hops)	Package Transfer Time (msec)	Dwell Time (sec)	Limits (sec)	Pass/Fail
3DH5	79	106.670	2.90	0.31	0.4	Pass
3DH5 (AFH)	20	53.330	2.90	0.15	0.4	Pass

TEST RESULTS DATA**Peak Power Table**

DH	CH.	NTX	Peak Power (dBm)	Power Limit (dBm)	Test Result
DH1	0	1	5.71	20.97	Pass
	39	1	5.60	20.97	Pass
	78	1	5.36	20.97	Pass
2DH1	0	1	7.24	20.97	Pass
	39	1	7.11	20.97	Pass
	78	1	6.82	20.97	Pass
3DH1	0	1	7.04	20.97	Pass
	39	1	6.95	20.97	Pass
	78	1	6.81	20.97	Pass

TEST RESULTS DATA**Average Power Table**
(Reporting Only)

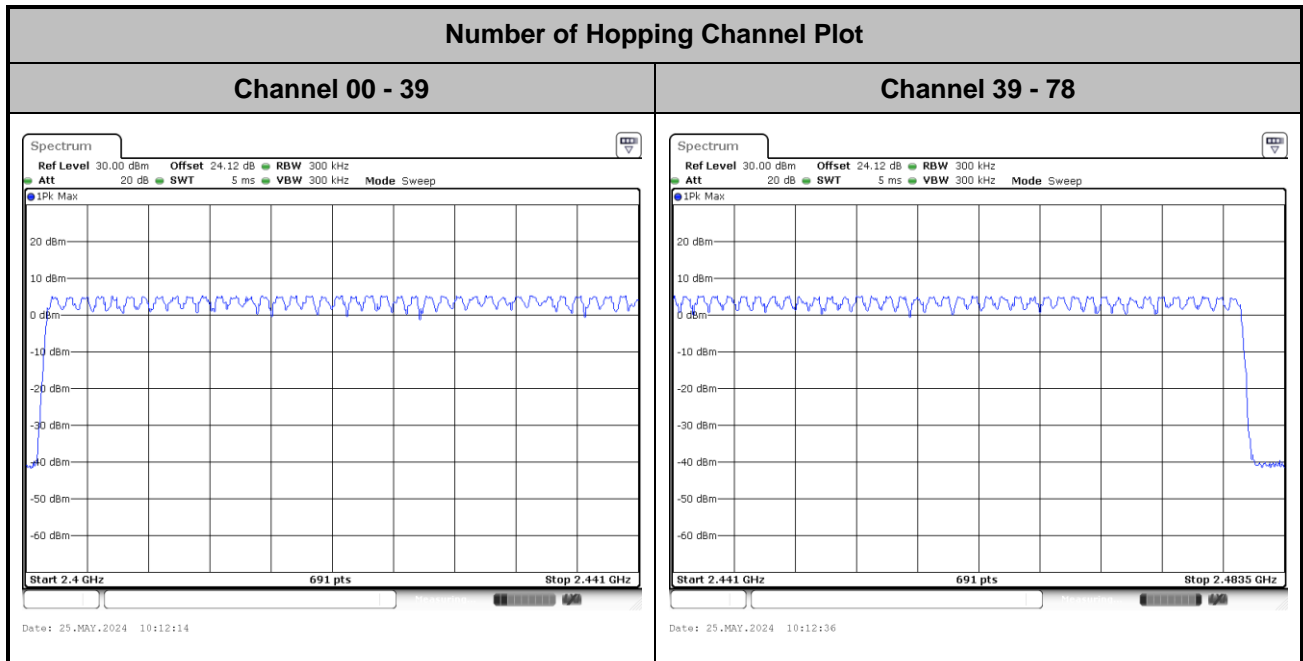
DH	CH.	NTX	Average Power (dBm)	Duty Factor (dB)
DH1	0	1	4.76	5.09
	39	1	4.59	5.09
	78	1	4.37	5.09
2DH1	0	1	4.76	5.05
	39	1	4.69	5.05
	78	1	4.43	5.05
3DH1	0	1	4.64	5.04
	39	1	4.52	5.04
	78	1	4.30	5.04

TEST RESULTS DATA**Number of Hopping Frequency**

Number of Hopping (Channel)	Adaptive Frequency Hopping (Channel)	Limits (Channel)	Pass/Fail
79	20	> 15	Pass

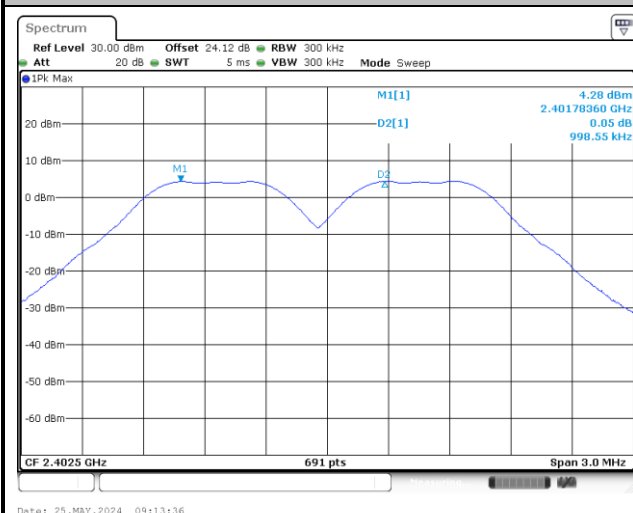
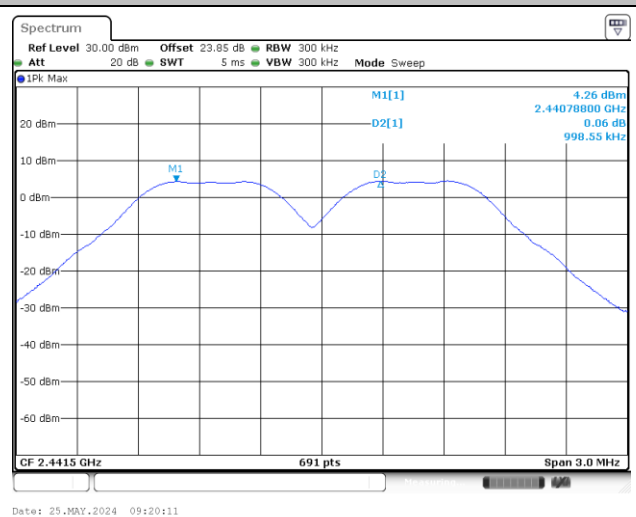
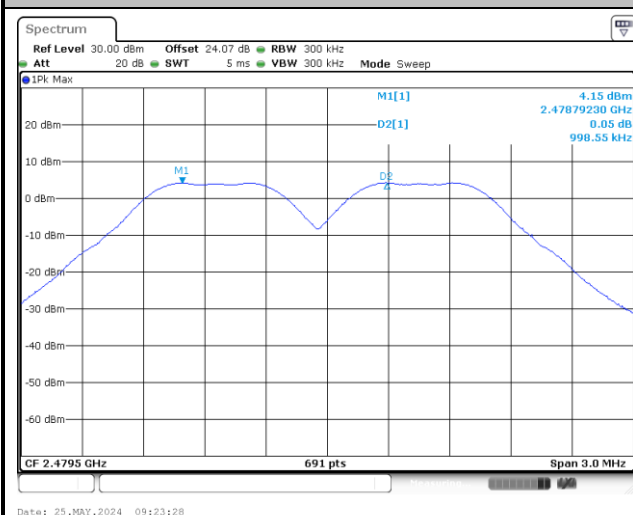


Number of Hopping Frequency



**Hopping Channel Separation**

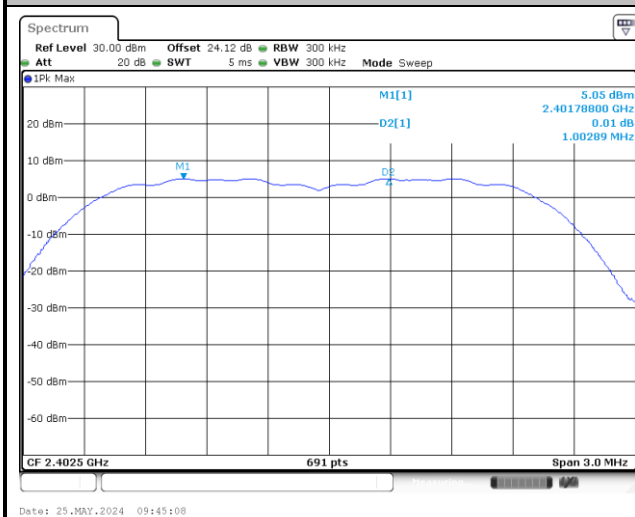
<1Mbps>

Channel Separation Plot on Channel 00 - 01**Channel Separation Plot on Channel 39 - 40****Channel Separation Plot on Channel 77 - 78**

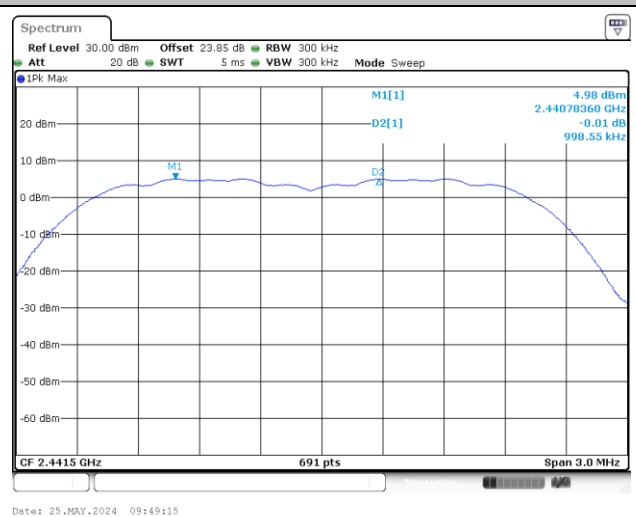


<2Mbps>

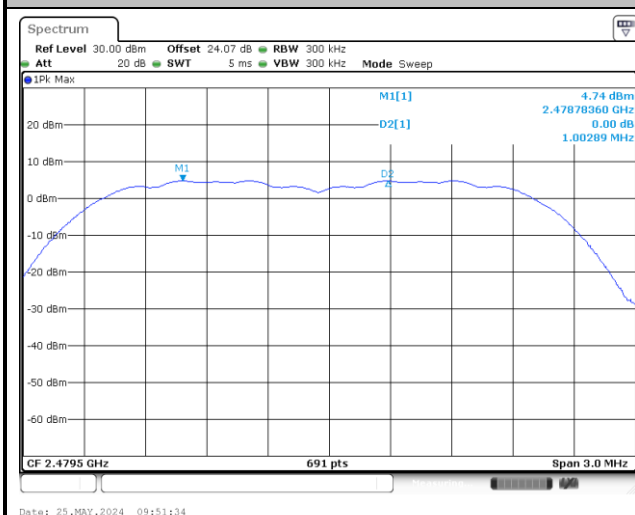
Channel Separation Plot on Channel 00 - 01



Channel Separation Plot on Channel 39 - 40



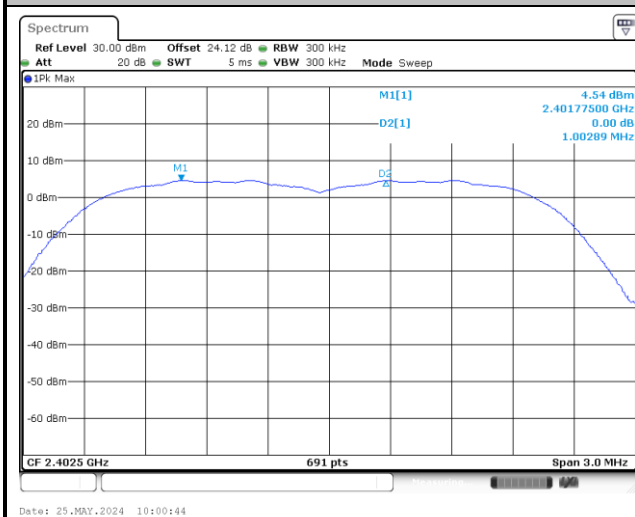
Channel Separation Plot on Channel 77 - 78



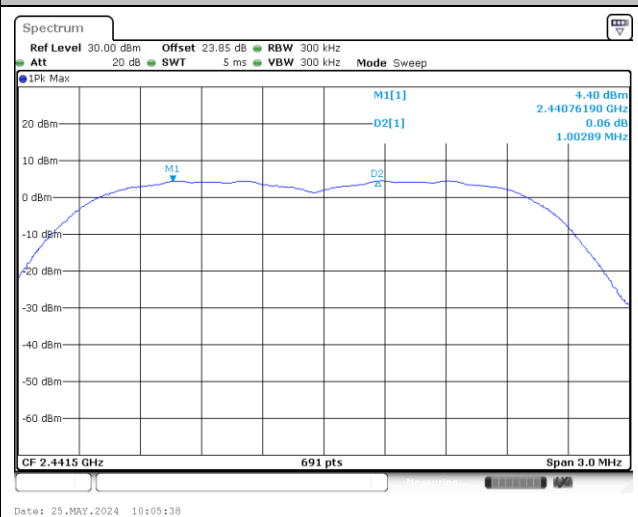


<3Mbps>

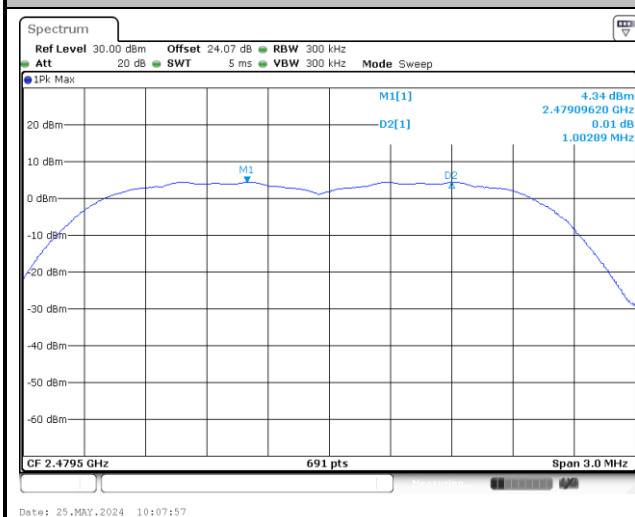
Channel Separation Plot on Channel 00 - 01



Channel Separation Plot on Channel 39 - 40

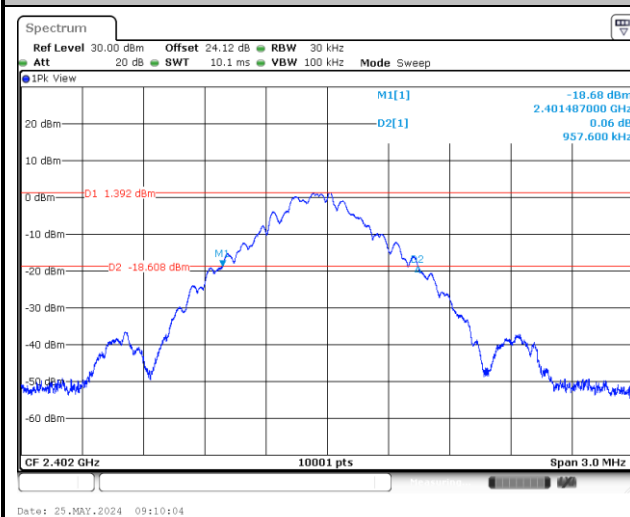
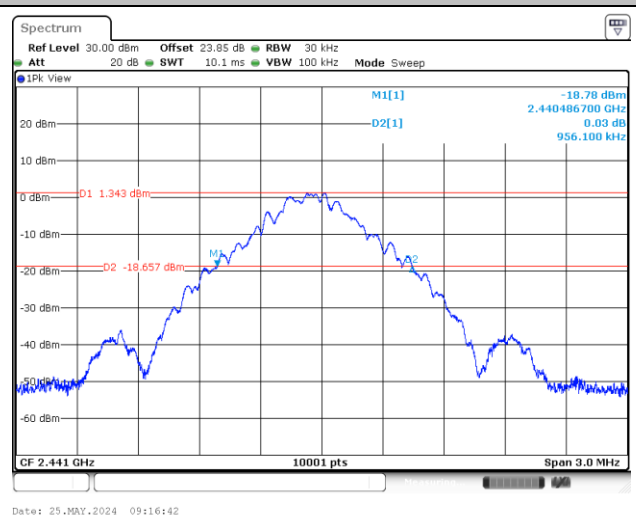
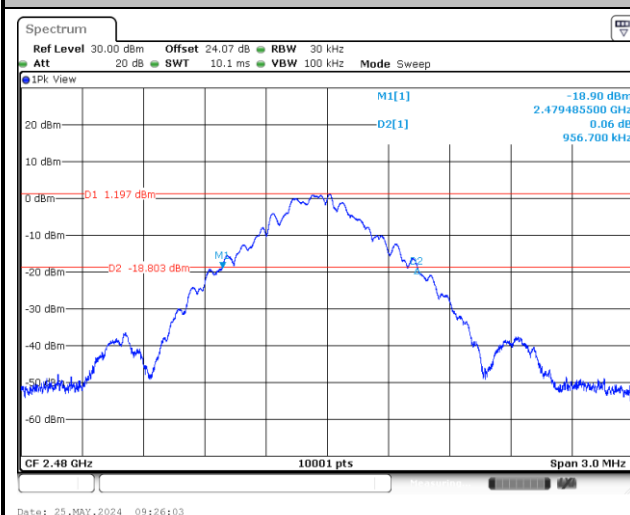


Channel Separation Plot on Channel 77 - 78



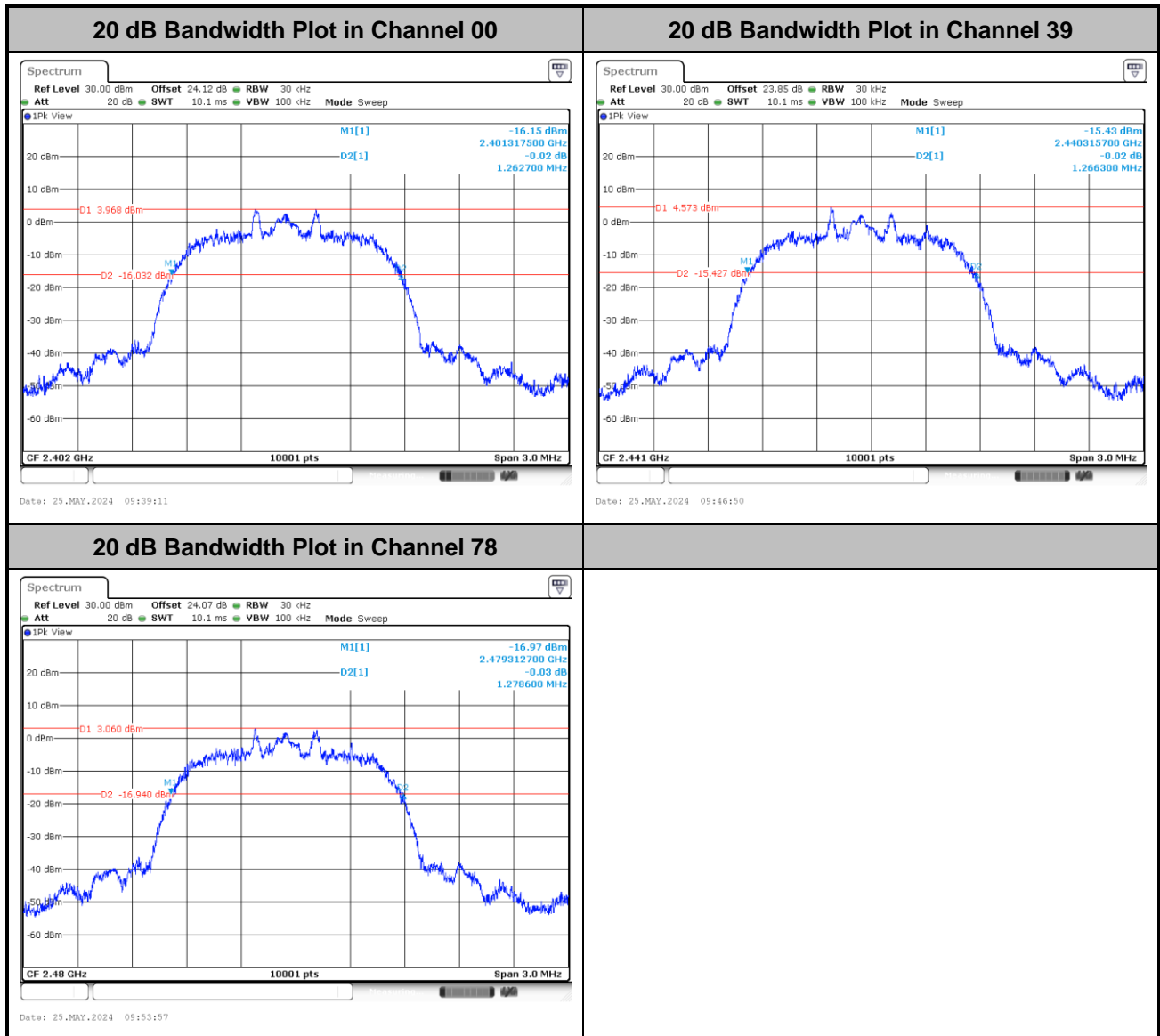
**20dB Bandwidth**

<1Mbps>

20 dB Bandwidth Plot in Channel 00**20 dB Bandwidth Plot in Channel 39****20 dB Bandwidth Plot in Channel 78**



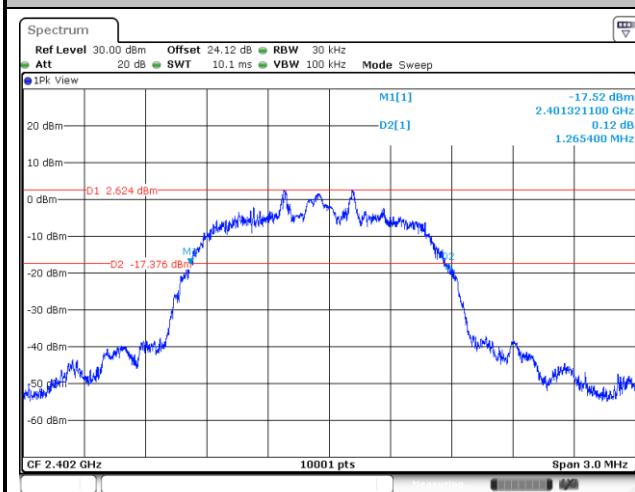
<2Mbps>





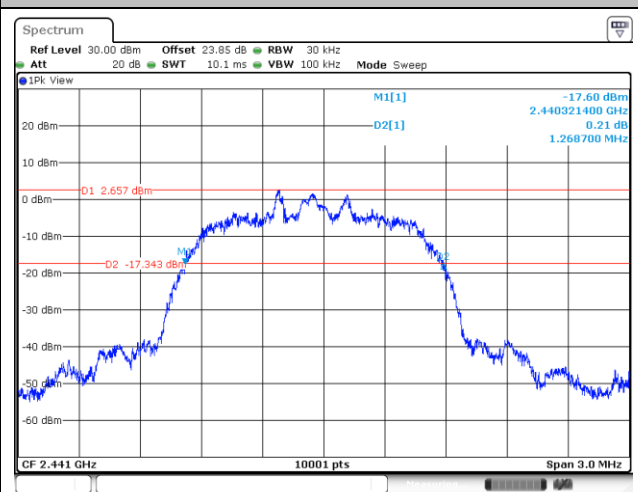
<3Mbps>

20 dB Bandwidth Plot in Channel 00



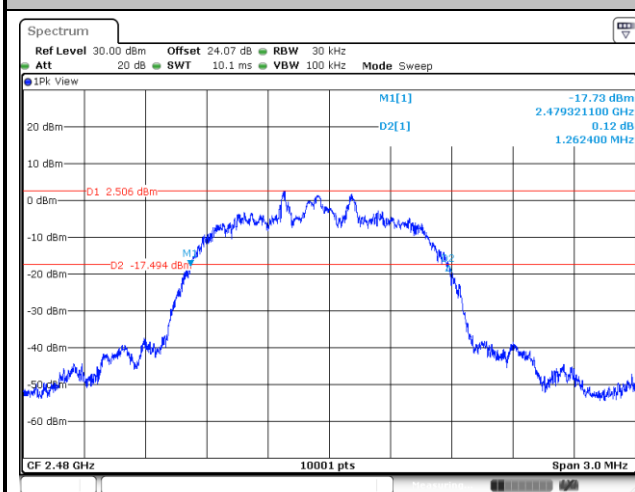
Date: 25.MAY.2024 09:57:37

20 dB Bandwidth Plot in Channel 39



Date: 25.MAY.2024 10:01:54

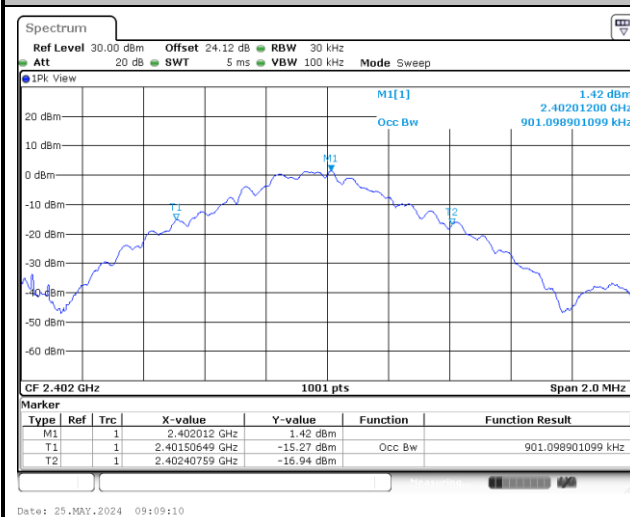
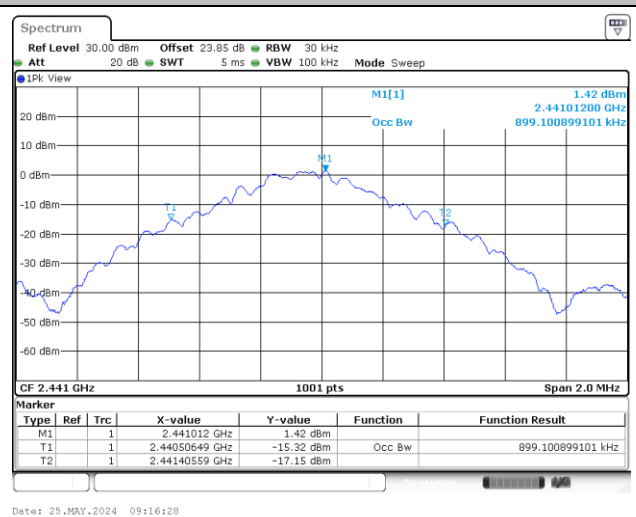
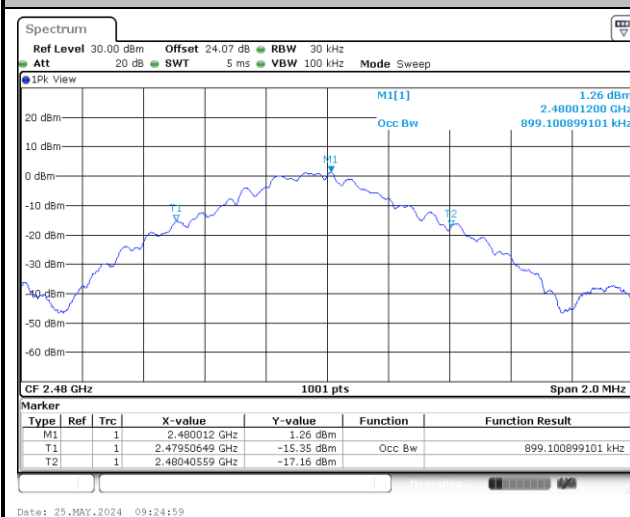
20 dB Bandwidth Plot in Channel 78



Date: 25.MAY.2024 10:09:24

**99% Occupied Bandwidth**

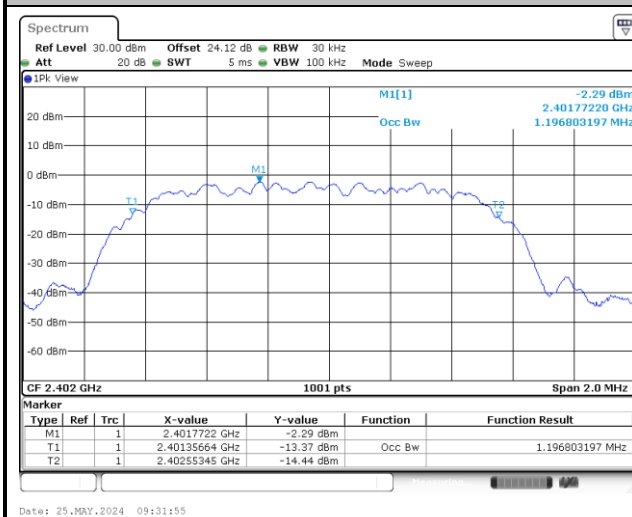
<1Mbps>

99% Occupied Bandwidth on Channel 00**99% Occupied Bandwidth on Channel 39****99% Occupied Bandwidth on Channel 78**

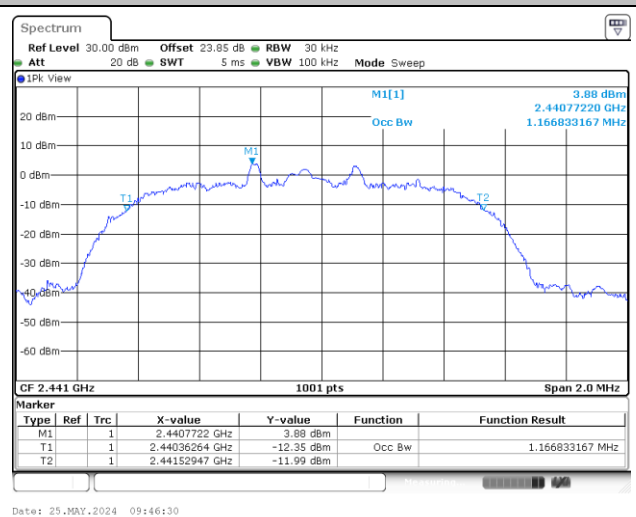


<2Mbps>

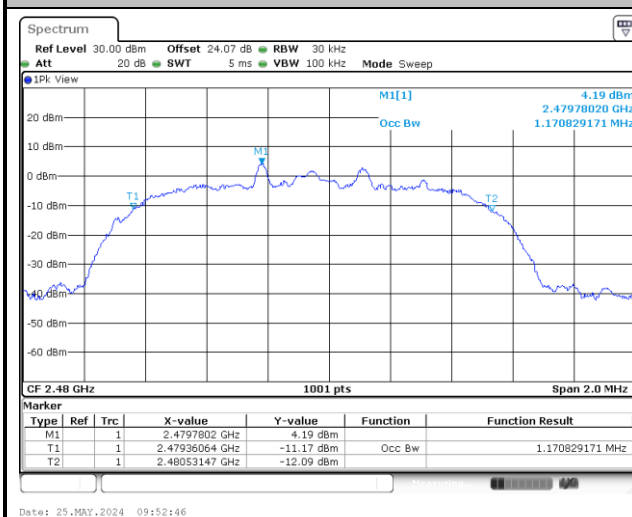
99% Occupied Bandwidth on Channel 00



99% Occupied Bandwidth on Channel 39



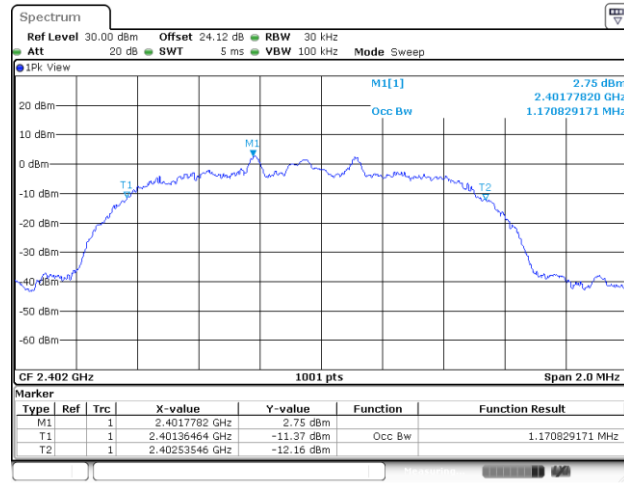
99% Occupied Bandwidth on Channel 78



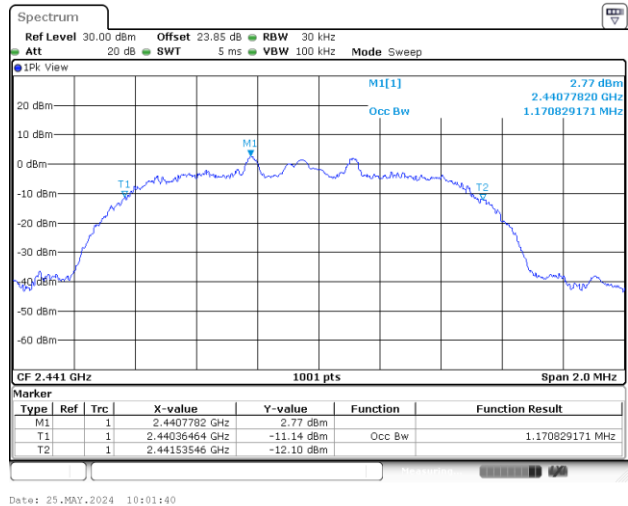


<3Mbps>

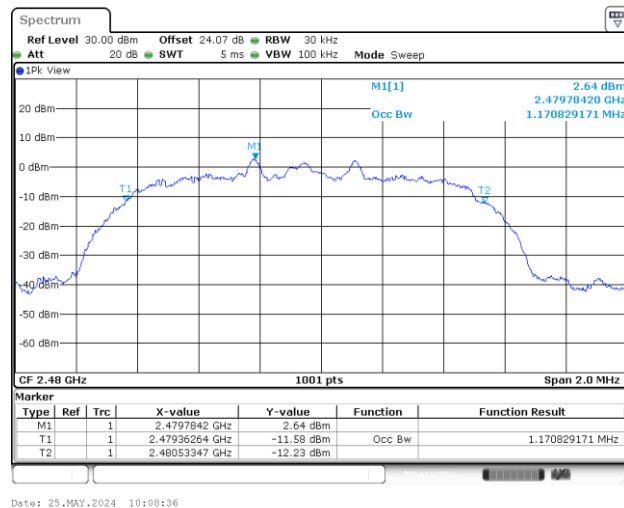
99% Occupied Bandwidth on Channel 00



99% Occupied Bandwidth on Channel 39



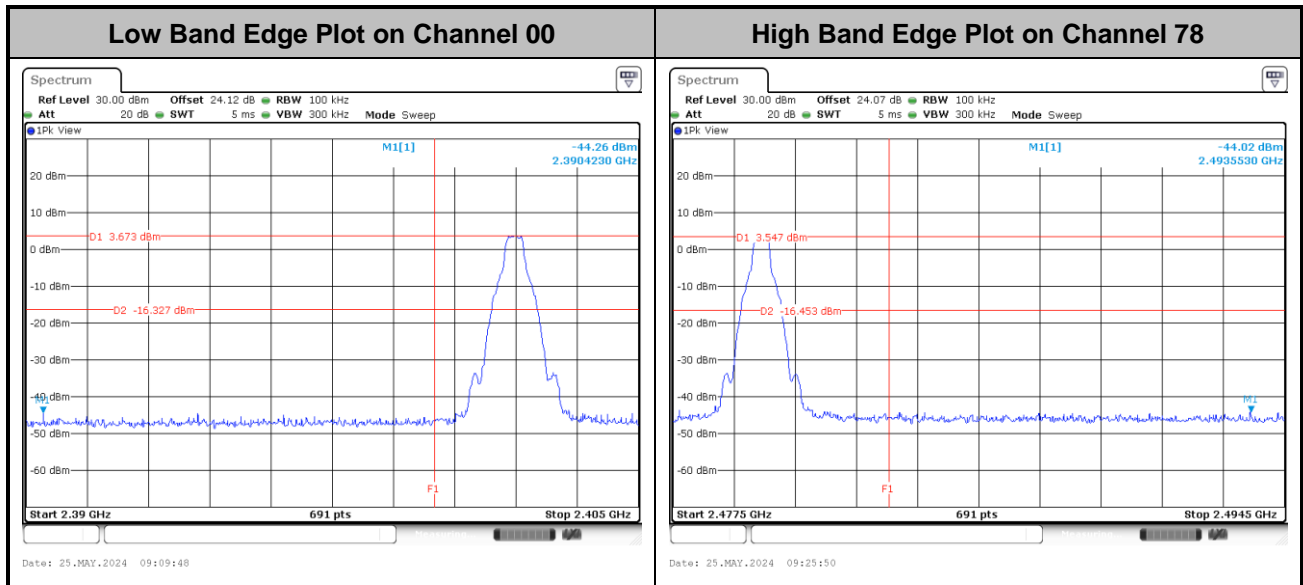
99% Occupied Bandwidth on Channel 78



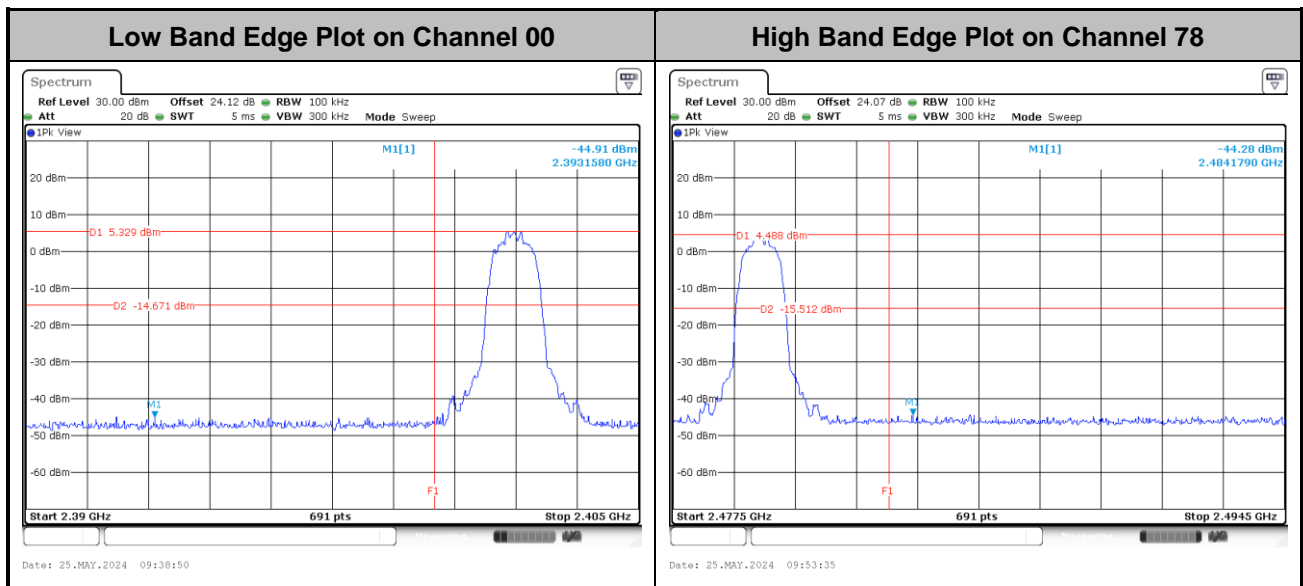


Band Edges

<1Mbps>

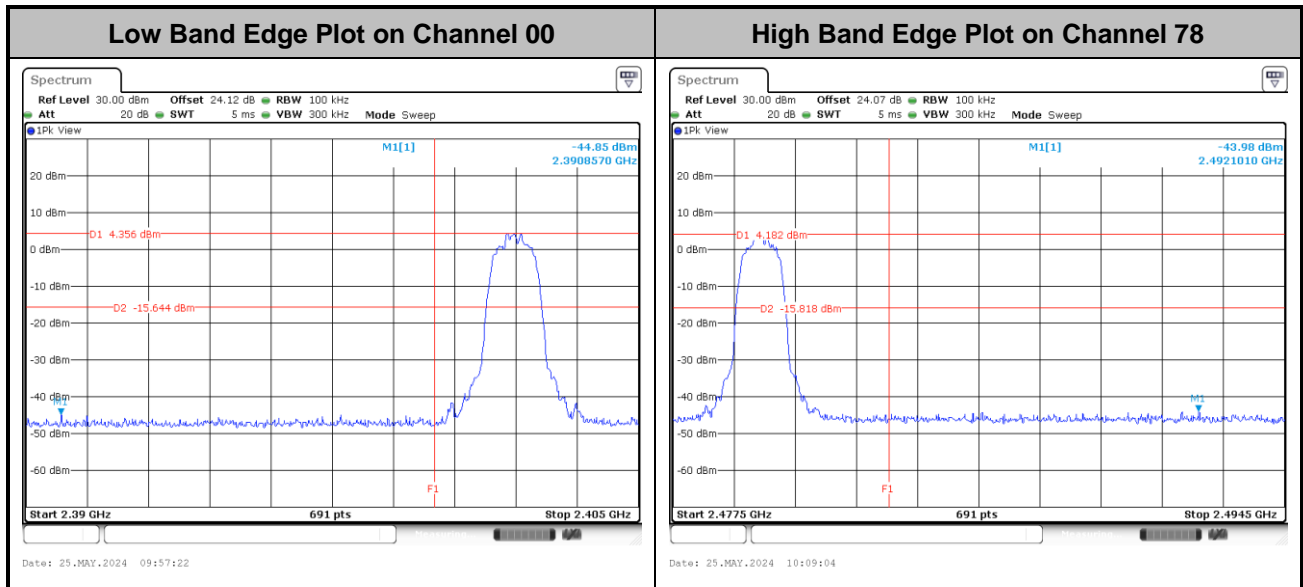


<2Mbps>





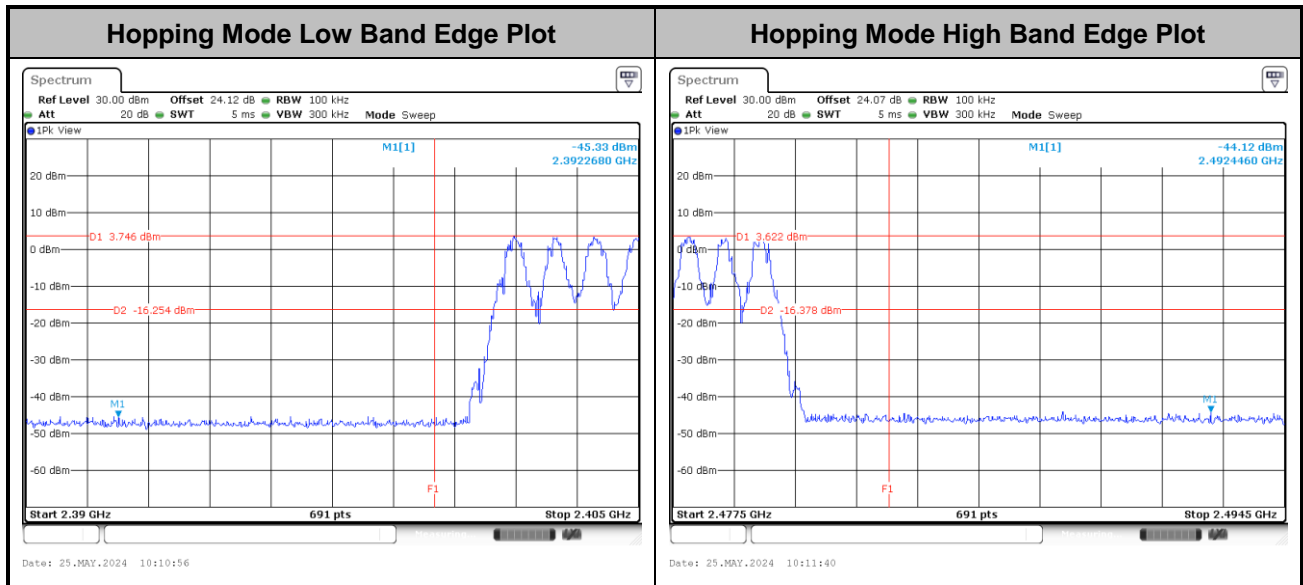
<3Mbps>



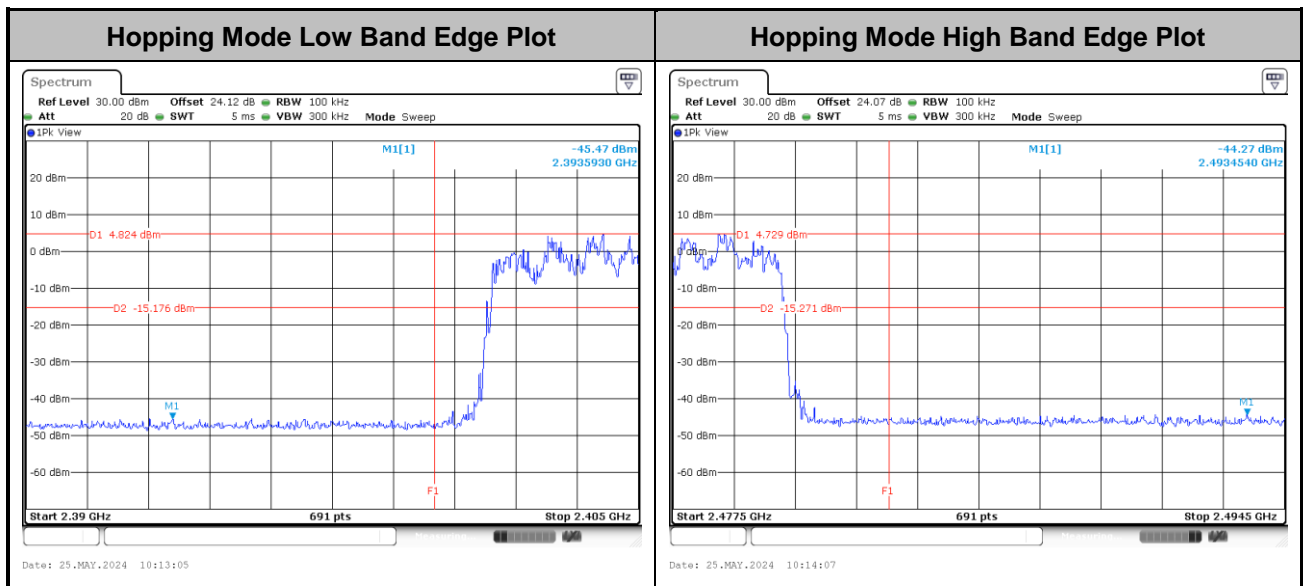


Hopping Mode Band Edges

<1Mbps>

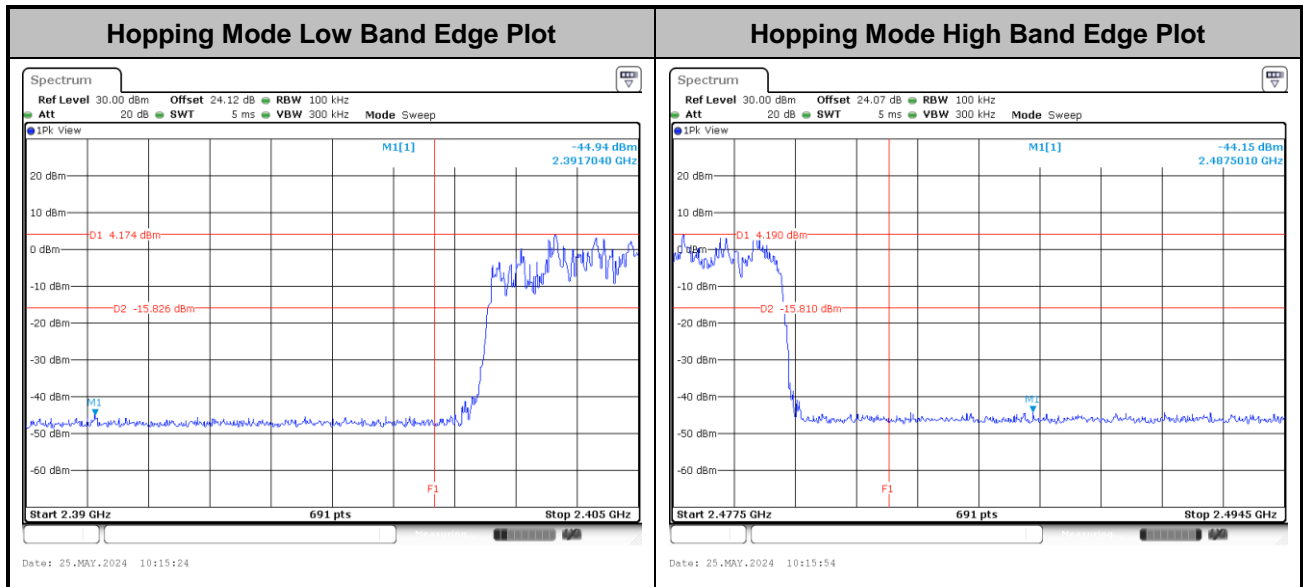


<2Mbps>



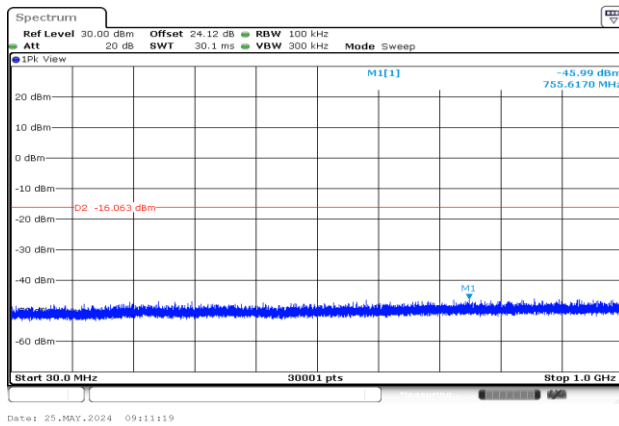
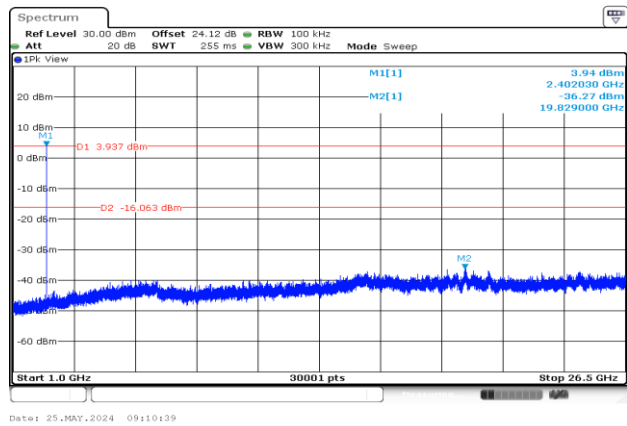
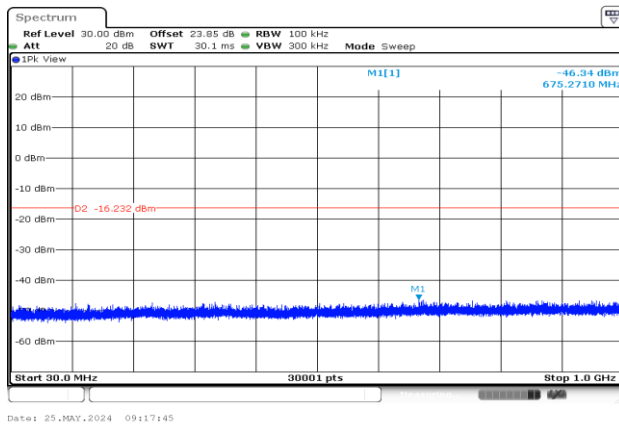
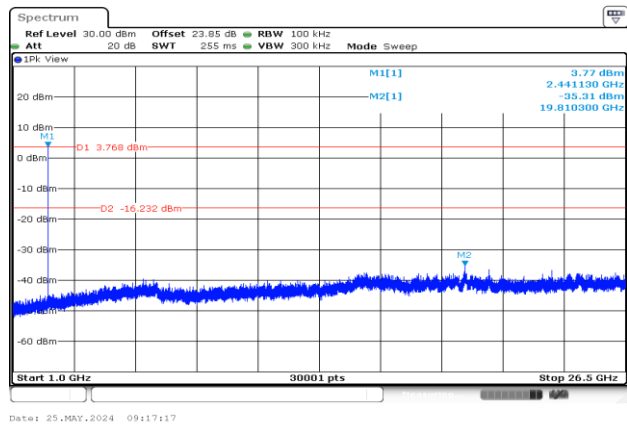
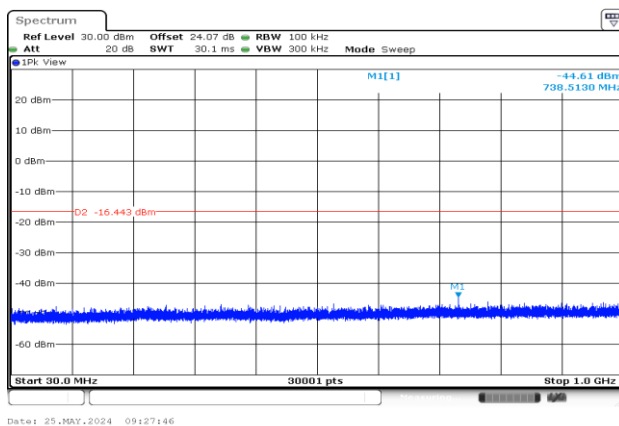
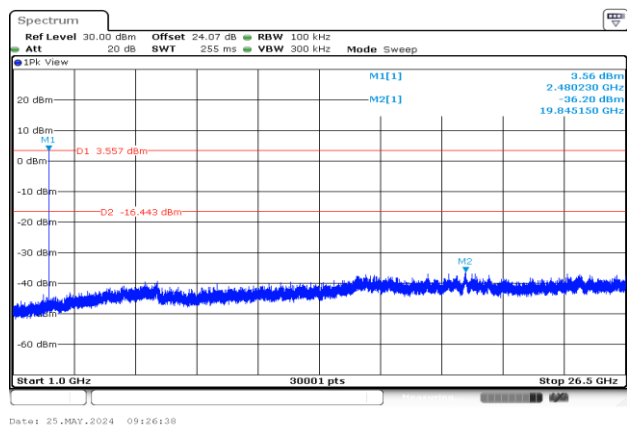


<3Mbps>



**Conducted Spurious Emission**

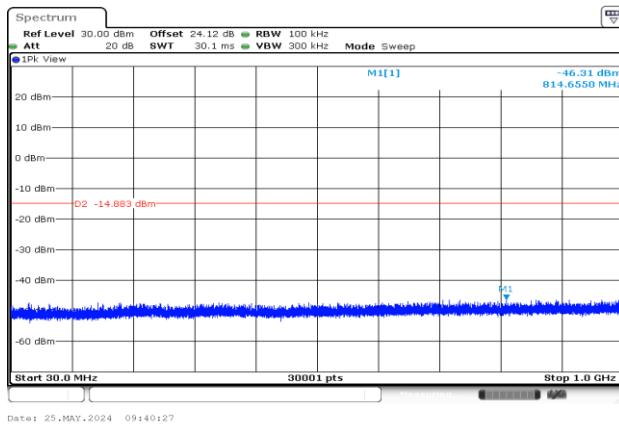
<1Mbps>

CSE Plot on Low Ch between 30MHz ~ 1 GHz**CSE Plot on Low Ch between 1GHz ~ 26.5GHz****CSE Plot on Mid. Ch between 30MHz ~ 1 GHz****CSE Plot on Mid. Ch between 1GHz ~ 26.5GHz****CSE Plot on High Ch between 30MHz ~ 1 GHz****CSE Plot on High Ch between 1GHz ~ 26.5GHz**

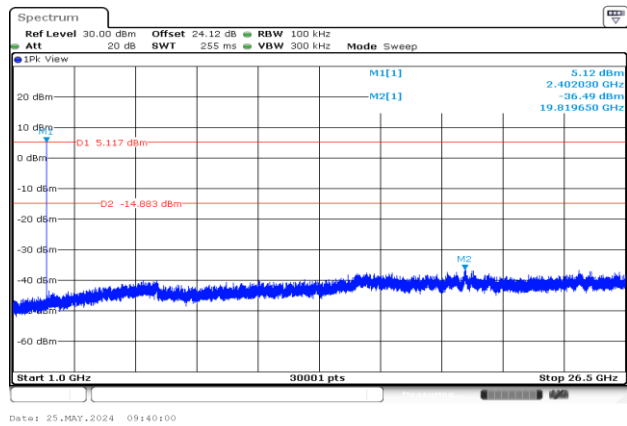


<2Mbps>

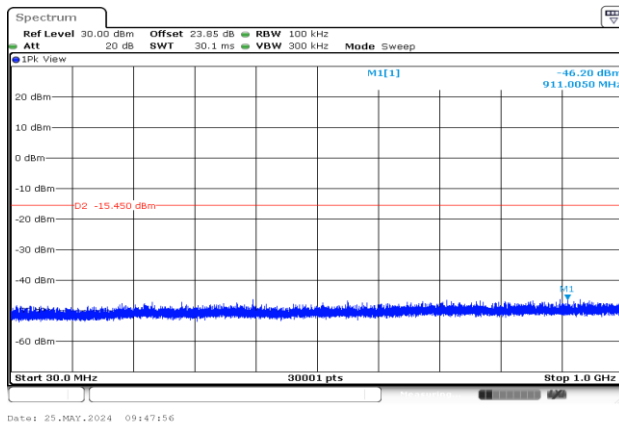
CSE Plot on Low Ch between 30MHz ~ 1 GHz



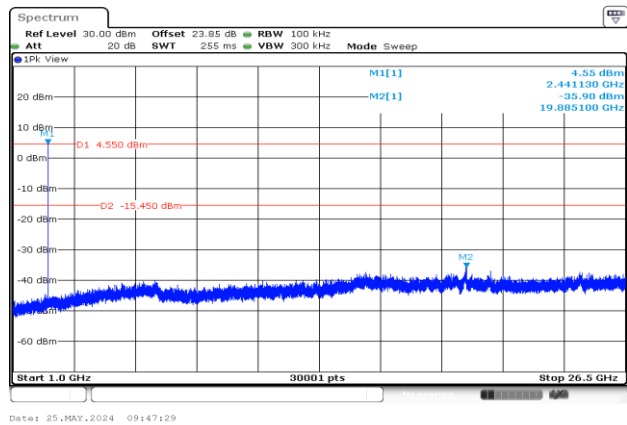
CSE Plot on Low Ch between 1GHz ~ 26.5GHz



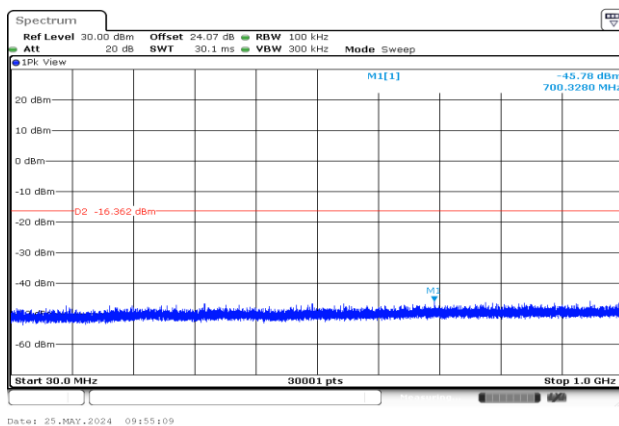
CSE Plot on Mid. Ch between 30MHz ~ 1 GHz



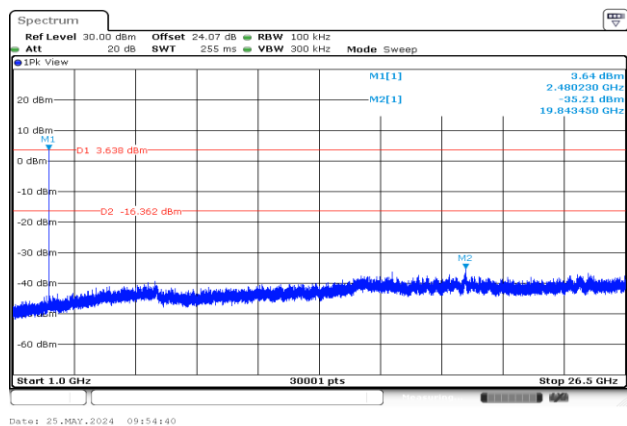
CSE Plot on Mid. Ch between 1GHz ~ 26.5GHz



CSE Plot on High Ch between 30MHz ~ 1 GHz



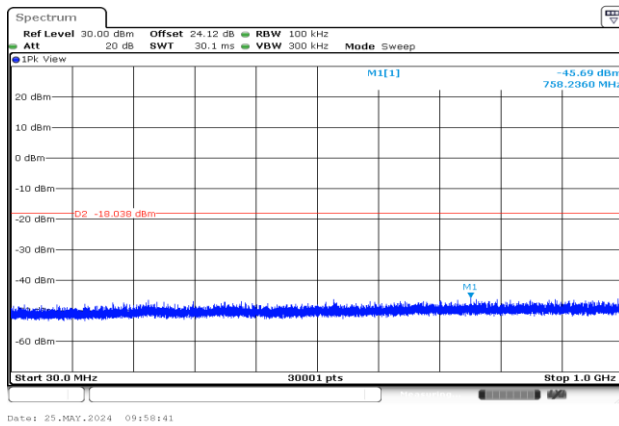
CSE Plot on High Ch between 1GHz ~ 26.5GHz



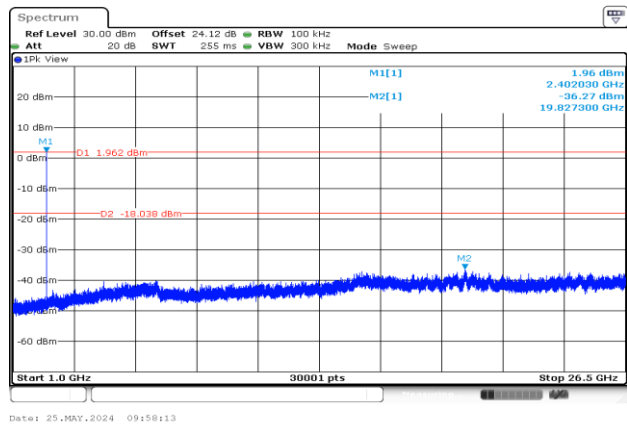


<3Mbps>

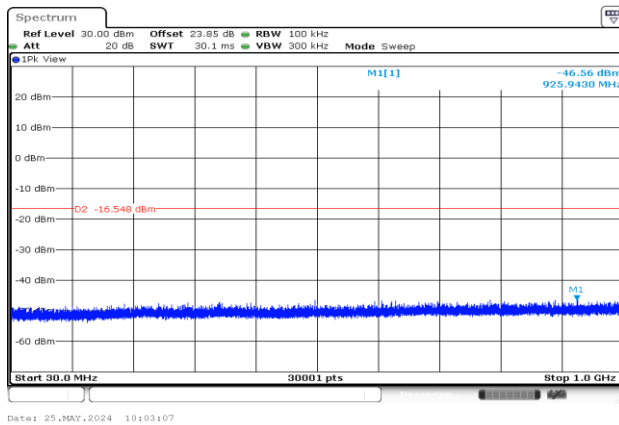
CSE Plot on Low Ch between 30MHz ~ 1 GHz



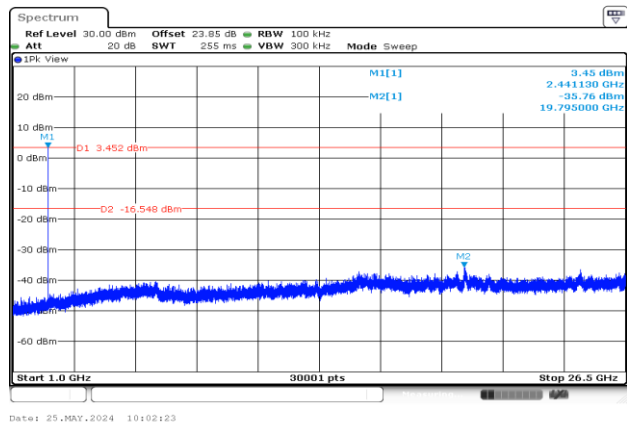
CSE Plot on Low Ch between 1GHz ~ 26.5GHz



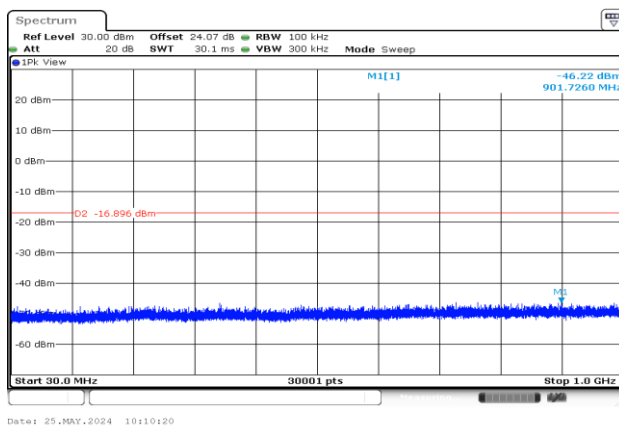
CSE Plot on Mid. Ch between 30MHz ~ 1 GHz



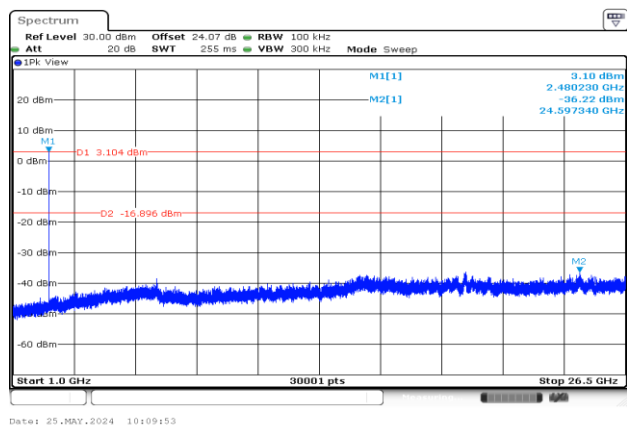
CSE Plot on Mid. Ch between 1GHz ~ 26.5GHz



CSE Plot on High Ch between 30MHz ~ 1 GHz



CSE Plot on High Ch between 1GHz ~ 26.5GHz





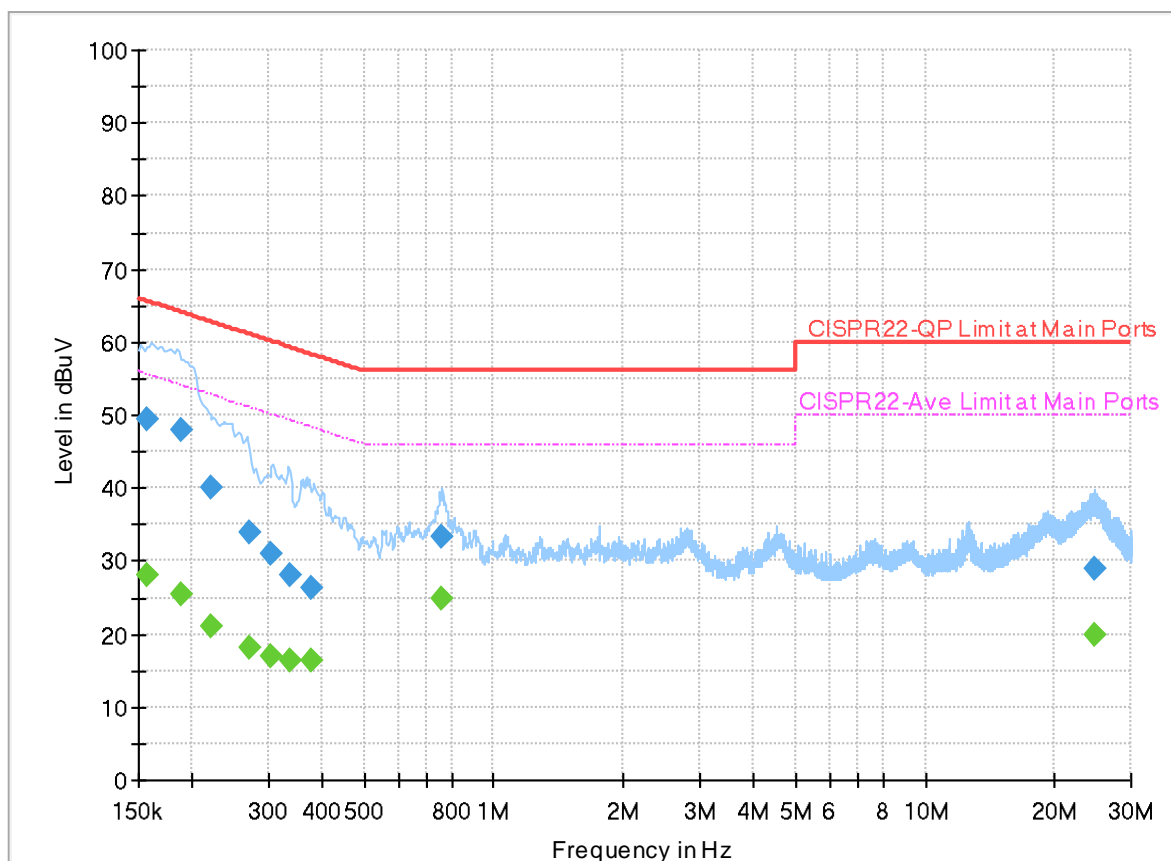
Appendix B. AC Conducted Emission Test Results

Test Engineer :	Louis Chung	Temperature :	23.5~26.7°C
		Relative Humidity :	52.2~57.9%

EUT Information

Report NO : 450901
 Test Mode : Mode 1
 Test Voltage : 120Vac/60Hz
 Phase : Line

Full Spectrum



Final_Result

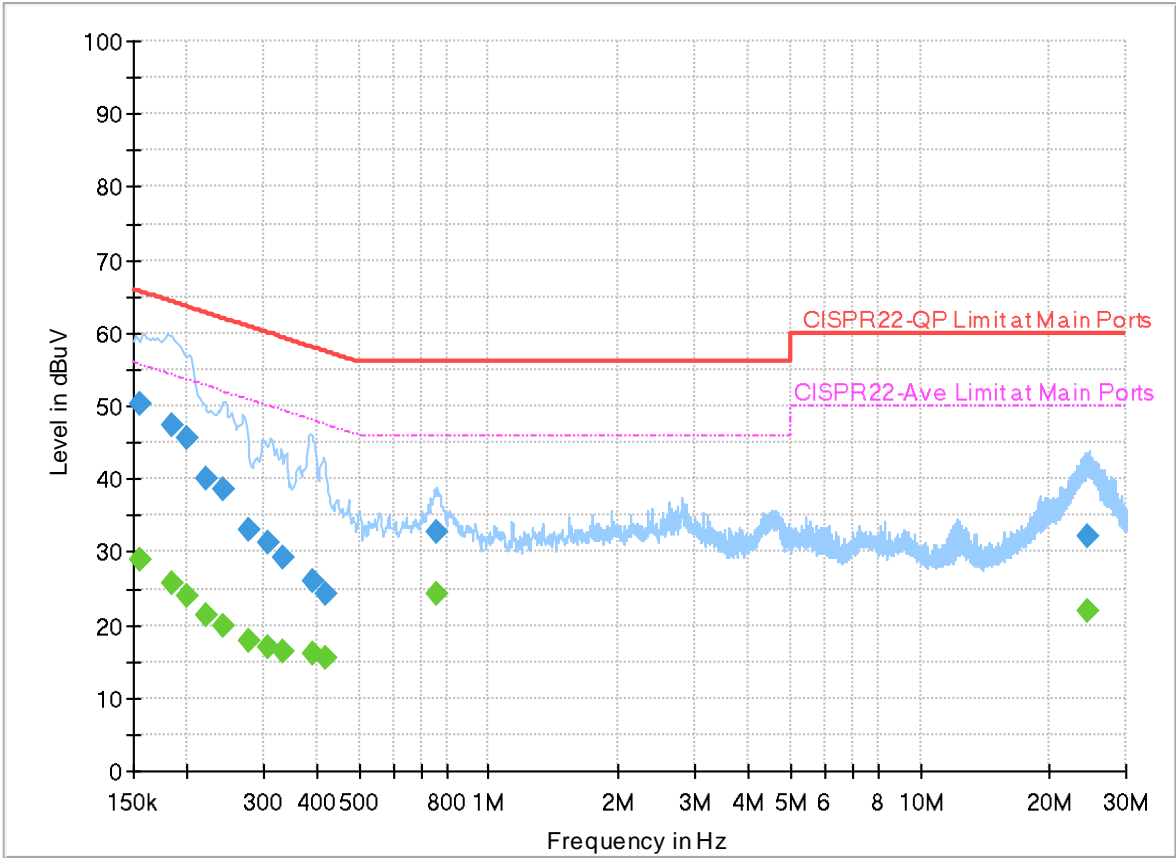
Frequency (MHz)	QuasiPeak (dBuV)	CAverage (dBuV)	Limit (dBuV)	Margin (dB)	Line	Filter	Corr. (dB)
0.156750	---	27.99	55.63	27.64	L1	OFF	19.9
0.156750	49.55	---	65.63	16.08	L1	OFF	19.9
0.188250	---	25.57	54.11	28.54	L1	OFF	19.9
0.188250	47.91	---	64.11	16.20	L1	OFF	19.9
0.221460	---	20.98	52.76	31.78	L1	OFF	19.9
0.221460	39.95	---	62.76	22.81	L1	OFF	19.9
0.270780	---	18.15	51.09	32.94	L1	OFF	19.9
0.270780	34.03	---	61.09	27.06	L1	OFF	19.9
0.304350	---	16.92	50.12	33.20	L1	OFF	19.9
0.304350	30.89	---	60.12	29.23	L1	OFF	19.9
0.336390	---	16.25	49.29	33.04	L1	OFF	19.9
0.336390	27.98	---	59.29	31.31	L1	OFF	19.9
0.379500	---	16.33	48.29	31.96	L1	OFF	19.9
0.379500	26.27	---	58.29	32.02	L1	OFF	19.9
0.757140	---	24.83	46.00	21.17	L1	OFF	19.9
0.757140	33.29	---	56.00	22.71	L1	OFF	19.9
24.778500	---	19.93	50.00	30.07	L1	OFF	20.2
24.778500	28.82	---	60.00	31.18	L1	OFF	20.2

EUT Information

Report NO :
Test Mode :
Test Voltage :
Phase :

450901
Mode 1
120Vac/60Hz
Neutral

Full Spectrum



Final_Result

Frequency (MHz)	QuasiPeak (dBuV)	CAverage (dBuV)	Limit (dBuV)	Margin (dB)	Line	Filter	Corr. (dB)
0.154500	---	29.07	55.75	26.68	N	OFF	19.9
0.154500	50.28	---	65.75	15.47	N	OFF	19.9
0.183750	---	25.69	54.31	28.62	N	OFF	19.9
0.183750	47.49	---	64.31	16.82	N	OFF	19.9
0.199500	---	23.85	53.63	29.78	N	OFF	19.9
0.199500	45.55	---	63.63	18.08	N	OFF	19.9
0.221910	---	21.33	52.75	31.42	N	OFF	19.9
0.221910	40.10	---	62.75	22.65	N	OFF	19.9
0.242790	---	19.92	52.00	32.08	N	OFF	19.9
0.242790	38.51	---	62.00	23.49	N	OFF	19.9
0.276000	---	17.79	50.94	33.15	N	OFF	19.9
0.276000	33.02	---	60.94	27.92	N	OFF	19.9
0.307500	---	16.94	50.04	33.10	N	OFF	19.9
0.307500	31.21	---	60.04	28.83	N	OFF	19.9
0.334500	---	16.51	49.34	32.83	N	OFF	19.9
0.334500	29.20	---	59.34	30.14	N	OFF	19.9
0.389490	---	16.23	48.08	31.85	N	OFF	19.9
0.389490	26.03	---	58.08	32.05	N	OFF	19.9
0.420000	---	15.63	47.45	31.82	N	OFF	19.9

0.420000	24.23	---	57.45	33.22	N	OFF	19.9
0.755250	---	24.26	46.00	21.74	N	OFF	19.9
0.755250	32.78	---	56.00	23.22	N	OFF	19.9
24.400500	---	21.92	50.00	28.08	N	OFF	20.2
24.400500	32.25	---	60.00	27.75	N	OFF	20.2

Appendix C. Radiated Spurious Emission Test Data

Test Engineer :	Rain Lee, Jacky Hong and Mancy Chou	Temperature :	20~26°C
		Relative Humidity :	40~65%

<Sample 1>

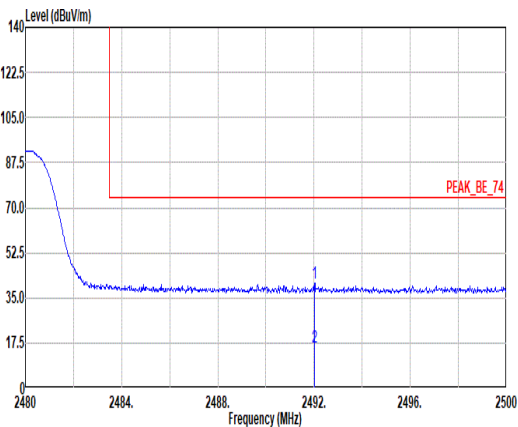
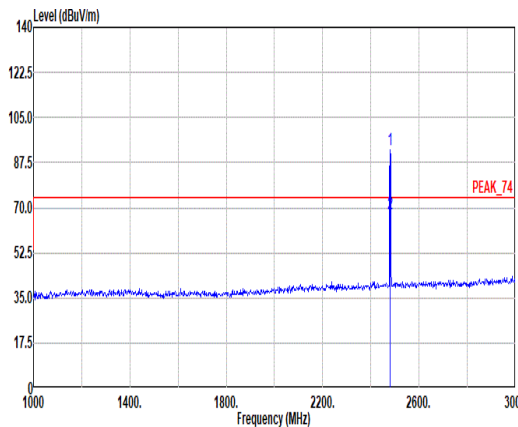
C1. Radiated Spurious Emission Test Modes

Mode	Band (MHz)	Antenna	Modulation	Channel	Frequency	Data Rate	RU	Remark
Mode 5	2400-2483.5	1	Bluetooth BR_GFSK	78	2480	1Mbps	-	-
Mode 6	2400-2483.5	1	Bluetooth BR_GFSK	78	2480	1Mbps	-	LF
Mode 7	2400-2483.5	1	Bluetooth BR_GFSK	78	2480	1Mbps	-	SHF

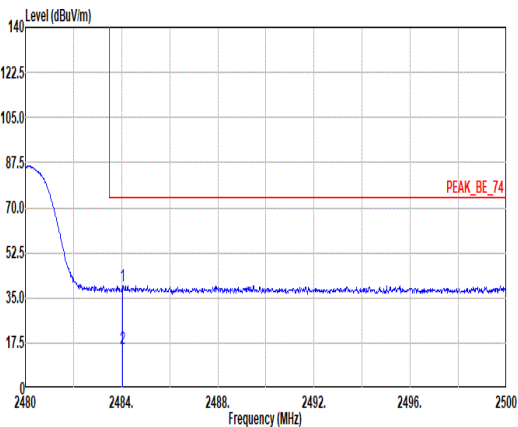
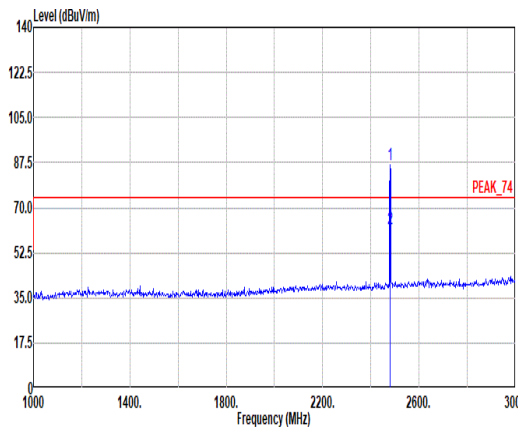
C2. Summary of each worse mode

Mode	Modulation	Ch.	Freq. (MHz)	Level (dBuV/m)	Limit (dBuV/m)	Margin (dB)	Pol.	Peak Avg.	Result	RU	Remark
5	Bluetooth BR_GFSK	78	2492.02	40.54	74.00	-33.46	H	Peak	Pass	-	Band Edge
	Bluetooth BR_GFSK	78	3306.00	42.11	74.00	-31.89	H	Peak	Pass	-	Harmonic
6	LF	78	30.97	38.87	40.00	-1.13	V	QP	Pass	-	LF
7	SHF	78	24570.3	37.55	74	-36.45	H	Peak.	Pass	-	SHF



Mode	5																																																																																																																												
	Band Edge																																																																																																																												
	2400-2483.5_Bluetooth BR_GFSK_CH78_2480MHz																																																																																																																												
ANT	1																																																																																																																												
Pol.	Horizontal						Fundamental																																																																																																																						
Peak																																																																																																																													
	Site : 03CH13-HY Condition: PEAK_BE_74 3m HORN_91200_1326 HORIZONTAL : RBW:1000.000kHz VBW:3000.000kHz SMT:Auto						Site : 03CH13-HY Condition: PEAK_74 3m HORN_91200_1326 HORIZONTAL : RBW:1000.000kHz VBW:3000.000kHz SMT:Auto																																																																																																																						
	<table><tr><th></th><th>Limit</th><th>Read</th><th>Ant</th><th>Cable</th><th>Preamp</th><th>Aux</th><th>APos</th><th>TPos</th><th>Remark</th></tr><tr><th>Freq</th><th>Level</th><th>Line</th><th>Margin</th><th>Level</th><th>Factor</th><th>Loss</th><th>Factor</th><th>Factor</th><th></th></tr><tr><th></th><th>MHz</th><th>dBuV/m</th><th>dBuV/m</th><th>dB</th><th>dBuV</th><th>dB/m</th><th>dB</th><th>dB</th><th>cm</th><th>deg</th></tr><tr><td>1</td><td>2492.02</td><td>40.54</td><td>74.00</td><td>-33.46</td><td>45.01</td><td>27.80</td><td>4.80</td><td>37.07</td><td>0.00</td><td>100</td><td>239</td><td>PEAK</td></tr><tr><td>2</td><td>2492.02</td><td>15.78</td><td>54.00</td><td>-38.22</td><td>--</td><td>--</td><td>--</td><td>--</td><td>--</td><td>100</td><td>239</td><td>AVERAGE</td></tr></table>							Limit	Read	Ant	Cable	Preamp	Aux	APos	TPos	Remark	Freq	Level	Line	Margin	Level	Factor	Loss	Factor	Factor			MHz	dBuV/m	dBuV/m	dB	dBuV	dB/m	dB	dB	cm	deg	1	2492.02	40.54	74.00	-33.46	45.01	27.80	4.80	37.07	0.00	100	239	PEAK	2	2492.02	15.78	54.00	-38.22	--	--	--	--	--	100	239	AVERAGE	<table><tr><th></th><th>Limit</th><th>Read</th><th>Ant</th><th>Cable</th><th>Preamp</th><th>Aux</th><th>APos</th><th>TPos</th><th>Remark</th></tr><tr><th>Freq</th><th>Level</th><th>Line</th><th>Margin</th><th>Level</th><th>Factor</th><th>Loss</th><th>Factor</th><th>Factor</th><th></th></tr><tr><th></th><th>MHz</th><th>dBuV/m</th><th>dBuV/m</th><th>dB</th><th>dBuV</th><th>dB/m</th><th>dB</th><th>dB</th><th>cm</th><th>deg</th></tr><tr><td>1</td><td>2480.00</td><td>92.61</td><td>-----</td><td>-----</td><td>97.09</td><td>27.80</td><td>4.79</td><td>37.07</td><td>0.00</td><td>100</td><td>239</td><td>PEAK</td></tr><tr><td>2</td><td>2480.00</td><td>67.85</td><td>-----</td><td>-----</td><td>--</td><td>--</td><td>--</td><td>--</td><td>--</td><td>100</td><td>239</td><td>AVERAGE</td></tr></table>							Limit	Read	Ant	Cable	Preamp	Aux	APos	TPos	Remark	Freq	Level	Line	Margin	Level	Factor	Loss	Factor	Factor			MHz	dBuV/m	dBuV/m	dB	dBuV	dB/m	dB	dB	cm	deg	1	2480.00	92.61	-----	-----	97.09	27.80	4.79	37.07	0.00	100	239	PEAK	2	2480.00	67.85	-----	-----	--	--	--	--	--	100	239
	Limit	Read	Ant	Cable	Preamp	Aux	APos	TPos	Remark																																																																																																																				
Freq	Level	Line	Margin	Level	Factor	Loss	Factor	Factor																																																																																																																					
	MHz	dBuV/m	dBuV/m	dB	dBuV	dB/m	dB	dB	cm	deg																																																																																																																			
1	2492.02	40.54	74.00	-33.46	45.01	27.80	4.80	37.07	0.00	100	239	PEAK																																																																																																																	
2	2492.02	15.78	54.00	-38.22	--	--	--	--	--	100	239	AVERAGE																																																																																																																	
	Limit	Read	Ant	Cable	Preamp	Aux	APos	TPos	Remark																																																																																																																				
Freq	Level	Line	Margin	Level	Factor	Loss	Factor	Factor																																																																																																																					
	MHz	dBuV/m	dBuV/m	dB	dBuV	dB/m	dB	dB	cm	deg																																																																																																																			
1	2480.00	92.61	-----	-----	97.09	27.80	4.79	37.07	0.00	100	239	PEAK																																																																																																																	
2	2480.00	67.85	-----	-----	--	--	--	--	--	100	239	AVERAGE																																																																																																																	

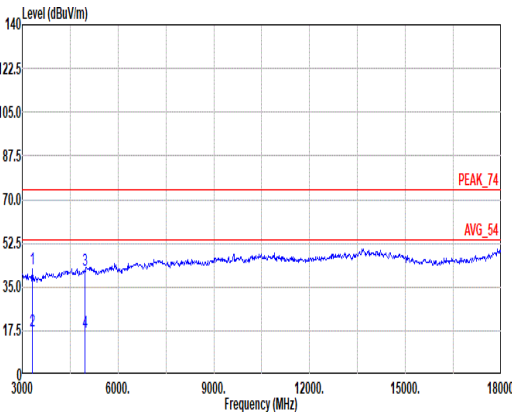
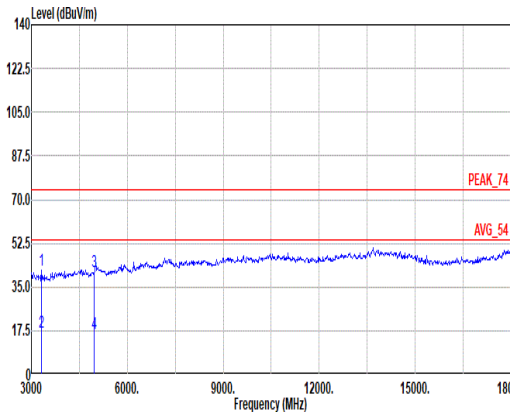


Mode	5																																																																																																											
	Band Edge																																																																																																											
	2400-2483.5_Bluetooth BR_GFSK_CH78_2480MHz																																																																																																											
ANT	1																																																																																																											
Pol.	Vertical	Fundamental																																																																																																										
Peak	<div><p>Site : 03CH13-HY Condition: PEAK_BE_74 3m HORN_91200_1326 VERTICAL : RBW:1000.000kHz VBW:3000.000kHz SWT:Auto</p><table><thead><tr><th></th><th>Limit</th><th>Read</th><th>Ant</th><th>Cable</th><th>Preamp</th><th>Aux</th><th>APos</th><th>TPos</th><th>Remark</th></tr><tr><th>Freq</th><th>Level</th><th>Line</th><th>Margin</th><th>Level</th><th>Factor</th><th>Loss</th><th>Factor</th><th>Factor</th><th></th></tr><tr><th>MHz</th><th>dBuV/m</th><th>dBuV/m</th><th>dB</th><th>dBuV</th><th>dB/m</th><th>dB</th><th>dB</th><th>dB</th><th>cm</th><th>deg</th></tr></thead><tbody><tr><td>1 2484.04</td><td>39.87</td><td>74.00</td><td>-34.13</td><td>44.35</td><td>27.80</td><td>4.79</td><td>37.07</td><td>0.00</td><td>400</td><td>93 PEAK</td></tr><tr><td>2 2484.04</td><td>15.11</td><td>54.00</td><td>-38.89</td><td>--</td><td>--</td><td>--</td><td>--</td><td>--</td><td>400</td><td>93 AVERAGE</td></tr></tbody></table></div>		Limit	Read	Ant	Cable	Preamp	Aux	APos	TPos	Remark	Freq	Level	Line	Margin	Level	Factor	Loss	Factor	Factor		MHz	dBuV/m	dBuV/m	dB	dBuV	dB/m	dB	dB	dB	cm	deg	1 2484.04	39.87	74.00	-34.13	44.35	27.80	4.79	37.07	0.00	400	93 PEAK	2 2484.04	15.11	54.00	-38.89	--	--	--	--	--	400	93 AVERAGE	<div><p>Site : 03CH13-HY Condition: PEAK_74 3m HORN_91200_1326 VERTICAL : RBW:1000.000kHz VBW:3000.000kHz SWT:Auto</p><table><thead><tr><th></th><th>Limit</th><th>Read</th><th>Ant</th><th>Cable</th><th>Preamp</th><th>Aux</th><th>APos</th><th>TPos</th><th>Remark</th></tr><tr><th>Freq</th><th>Level</th><th>Line</th><th>Margin</th><th>Level</th><th>Factor</th><th>Loss</th><th>Factor</th><th>Factor</th><th></th></tr><tr><th>MHz</th><th>dBuV/m</th><th>dBuV/m</th><th>dB</th><th>dBuV</th><th>dB/m</th><th>dB</th><th>dB</th><th>dB</th><th>cm</th><th>deg</th></tr></thead><tbody><tr><td>1 2480.00</td><td>86.45</td><td>-----</td><td>-----</td><td>90.93</td><td>27.80</td><td>4.79</td><td>37.07</td><td>0.00</td><td>400</td><td>93 PEAK</td></tr><tr><td>2 2480.00</td><td>61.69</td><td>-----</td><td>-----</td><td>--</td><td>--</td><td>--</td><td>--</td><td>--</td><td>400</td><td>93 AVERAGE</td></tr></tbody></table></div>		Limit	Read	Ant	Cable	Preamp	Aux	APos	TPos	Remark	Freq	Level	Line	Margin	Level	Factor	Loss	Factor	Factor		MHz	dBuV/m	dBuV/m	dB	dBuV	dB/m	dB	dB	dB	cm	deg	1 2480.00	86.45	-----	-----	90.93	27.80	4.79	37.07	0.00	400	93 PEAK	2 2480.00	61.69	-----	-----	--	--	--	--	--	400	93 AVERAGE
		Limit	Read	Ant	Cable	Preamp	Aux	APos	TPos	Remark																																																																																																		
Freq	Level	Line	Margin	Level	Factor	Loss	Factor	Factor																																																																																																				
MHz	dBuV/m	dBuV/m	dB	dBuV	dB/m	dB	dB	dB	cm	deg																																																																																																		
1 2484.04	39.87	74.00	-34.13	44.35	27.80	4.79	37.07	0.00	400	93 PEAK																																																																																																		
2 2484.04	15.11	54.00	-38.89	--	--	--	--	--	400	93 AVERAGE																																																																																																		
	Limit	Read	Ant	Cable	Preamp	Aux	APos	TPos	Remark																																																																																																			
Freq	Level	Line	Margin	Level	Factor	Loss	Factor	Factor																																																																																																				
MHz	dBuV/m	dBuV/m	dB	dBuV	dB/m	dB	dB	dB	cm	deg																																																																																																		
1 2480.00	86.45	-----	-----	90.93	27.80	4.79	37.07	0.00	400	93 PEAK																																																																																																		
2 2480.00	61.69	-----	-----	--	--	--	--	--	400	93 AVERAGE																																																																																																		



FCC RADIO TEST REPORT

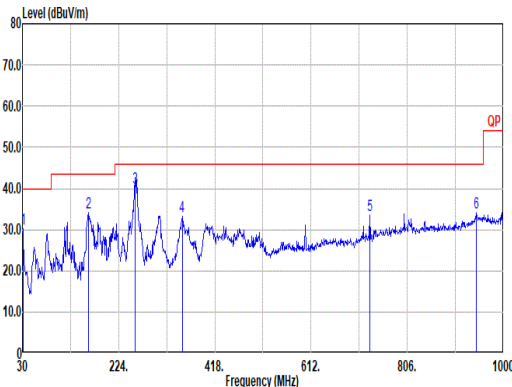
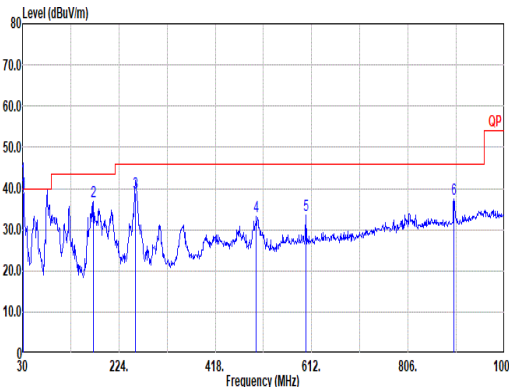
Report No. :FR450901A

Mode	5												
	Harmonic												
	2400-2483.5_Bluetooth BR_GFSK_CH78_2480MHz												
ANT	1												
Pol.	Horizontal						Vertical						
Peak Avg.													
	Site : 03CH13-HY Condition: PEAK_74 3m HORN_91280_1326 HORIZONTAL						Site : 03CH13-HY Condition: PEAK_74 3m HORN_91280_1326 VERTICAL						
	Freq	Level	Limit	Line	Margin	Read	Ant	Cable	Preamp	Aux	APos	TPos	Remark
	MHz	dBuV/m	dBuV/m	dB	dBuV	dB/m	dB	dB	dB	dB	cm	deg	
1	3306.00	42.11	74.00	-31.89	63.04	29.60	6.17	57.95	1.25	--	--	--	PEAK
2	3306.00	17.35	54.00	-36.65	--	--	--	--	--	--	--	--	AVERAGE
3	4960.00	41.61	74.00	-32.39	57.87	33.06	7.35	57.09	0.42	--	--	--	PEAK
4	4960.00	16.85	54.00	-37.15	--	--	--	--	--	--	--	--	AVERAGE
	Freq	Level	Limit	Line	Margin	Read	Ant	Cable	Preamp	Aux	APos	TPos	Remark
	MHz	dBuV/m	dBuV/m	dB	dBuV	dB/m	dB	dB	dB	dB	cm	deg	
1	3306.00	41.87	74.00	-32.13	62.80	29.60	6.17	57.95	1.25	--	--	--	PEAK
2	3306.00	17.11	54.00	-36.89	--	--	--	--	--	--	--	--	AVERAGE
3	4960.00	40.98	74.00	-33.02	57.24	33.06	7.35	57.09	0.42	--	--	--	PEAK
4	4960.00	16.22	54.00	-37.78	--	--	--	--	--	--	--	--	AVERAGE



Mode	5	
	Harmonic	
	2400-2483.5_Bluetooth BR_GFSK_CH78_2480MHz	
ANT	1	
Pol.	Horizontal	Vertical
14.47G ~14.5G Avg.	<p>Site : 03CH13-HY Condition: AVG_54 3m HORN_91200_1326 HORIZONTAL</p>	<p>Site : 03CH13-HY Condition: AVG_54 3m HORN_91200_1326 VERTICAL</p>
17.7G ~18G Avg.	<p>Site : 03CH13-HY Condition: AVG_54 3m HORN_91200_1326 HORIZONTAL</p>	<p>Site : 03CH13-HY Condition: AVG_54 3m HORN_91200_1326 VERTICAL</p>



Mode	6																																																																																																																																																																																																																																														
	LF																																																																																																																																																																																																																																														
	2400-2483.5_Bluetooth BR_GFSK_CH78_2480MHz																																																																																																																																																																																																																																														
ANT	1																																																																																																																																																																																																																																														
Pol.	Horizontal								Vertical																																																																																																																																																																																																																																						
QP/ Peak																																																																																																																																																																																																																																															
	Site : 03CH13-HY Condition: QP 3m BILOG_40103 HORIZONTAL								Site : 03CH13-HY Condition: QP 3m BILOG_40103 VERTICAL																																																																																																																																																																																																																																						
	<table><tr><th></th><th>Freq</th><th>Level</th><th>Limit</th><th>Line</th><th>Margin</th><th>Read</th><th>Ant</th><th>Cable</th><th>Preamp</th><th>Aux</th><th>APos</th><th>TPos</th><th>Remark</th></tr><tr><th></th><th>MHz</th><th>dBuV/m</th><th>dBuV/m</th><th>dB</th><th>dB</th><th>dBuV</th><th>dB/m</th><th>dB</th><th>dB</th><th>dB</th><th>cm</th><th>deg</th><th></th></tr><tr><td>1</td><td>30.97</td><td>30.07</td><td>40.00</td><td>-9.93</td><td>36.48</td><td>24.81</td><td>1.05</td><td>32.32</td><td>0.05</td><td>--</td><td>--</td><td>--</td><td>Peak</td></tr><tr><td>2</td><td>163.86</td><td>34.18</td><td>43.50</td><td>-9.32</td><td>48.48</td><td>16.13</td><td>1.64</td><td>32.19</td><td>0.12</td><td>--</td><td>--</td><td>--</td><td>Peak</td></tr><tr><td>3</td><td>257.95</td><td>40.11</td><td>46.00</td><td>-5.89</td><td>50.56</td><td>19.67</td><td>1.90</td><td>32.13</td><td>0.11</td><td>100</td><td>310</td><td>QP</td><td></td></tr><tr><td>4</td><td>352.04</td><td>33.29</td><td>46.00</td><td>-12.71</td><td>42.56</td><td>20.54</td><td>2.13</td><td>32.05</td><td>0.11</td><td>--</td><td>--</td><td>--</td><td>Peak</td></tr><tr><td>5</td><td>730.34</td><td>33.55</td><td>46.00</td><td>-12.45</td><td>35.16</td><td>27.53</td><td>2.80</td><td>32.09</td><td>0.15</td><td>--</td><td>--</td><td>--</td><td>Peak</td></tr><tr><td>6</td><td>945.68</td><td>34.20</td><td>46.00</td><td>-11.80</td><td>31.10</td><td>30.83</td><td>3.09</td><td>31.03</td><td>0.21</td><td>--</td><td>--</td><td>--</td><td>Peak</td></tr></table>									Freq	Level	Limit	Line	Margin	Read	Ant	Cable	Preamp	Aux	APos	TPos	Remark		MHz	dBuV/m	dBuV/m	dB	dB	dBuV	dB/m	dB	dB	dB	cm	deg		1	30.97	30.07	40.00	-9.93	36.48	24.81	1.05	32.32	0.05	--	--	--	Peak	2	163.86	34.18	43.50	-9.32	48.48	16.13	1.64	32.19	0.12	--	--	--	Peak	3	257.95	40.11	46.00	-5.89	50.56	19.67	1.90	32.13	0.11	100	310	QP		4	352.04	33.29	46.00	-12.71	42.56	20.54	2.13	32.05	0.11	--	--	--	Peak	5	730.34	33.55	46.00	-12.45	35.16	27.53	2.80	32.09	0.15	--	--	--	Peak	6	945.68	34.20	46.00	-11.80	31.10	30.83	3.09	31.03	0.21	--	--	--	Peak	<table><tr><th></th><th>Freq</th><th>Level</th><th>Limit</th><th>Line</th><th>Margin</th><th>Read</th><th>Ant</th><th>Cable</th><th>Preamp</th><th>Aux</th><th>APos</th><th>TPos</th><th>Remark</th></tr><tr><th></th><th>MHz</th><th>dBuV/m</th><th>dBuV/m</th><th>dB</th><th>dB</th><th>dBuV</th><th>dB/m</th><th>dB</th><th>dB</th><th>dB</th><th>cm</th><th>deg</th><th></th></tr><tr><td>1</td><td>30.97</td><td>30.87</td><td>40.00</td><td>-1.13</td><td>45.28</td><td>24.81</td><td>1.05</td><td>32.32</td><td>0.05</td><td>100</td><td>144</td><td>QP</td><td></td></tr><tr><td>2</td><td>172.59</td><td>36.72</td><td>43.50</td><td>-6.78</td><td>51.75</td><td>15.38</td><td>1.66</td><td>32.20</td><td>0.13</td><td>--</td><td>--</td><td>--</td><td>Peak</td></tr><tr><td>3</td><td>257.95</td><td>38.99</td><td>46.00</td><td>-7.01</td><td>49.44</td><td>19.67</td><td>1.90</td><td>32.13</td><td>0.11</td><td>100</td><td>327</td><td>QP</td><td></td></tr><tr><td>4</td><td>500.45</td><td>33.11</td><td>46.00</td><td>-12.89</td><td>38.87</td><td>23.92</td><td>2.41</td><td>32.19</td><td>0.10</td><td>--</td><td>--</td><td>--</td><td>Peak</td></tr><tr><td>5</td><td>600.36</td><td>33.39</td><td>46.00</td><td>-12.61</td><td>37.31</td><td>25.60</td><td>2.58</td><td>32.23</td><td>0.13</td><td>--</td><td>--</td><td>--</td><td>Peak</td></tr><tr><td>6</td><td>898.15</td><td>37.55</td><td>46.00</td><td>-8.45</td><td>36.76</td><td>29.00</td><td>3.04</td><td>31.44</td><td>0.19</td><td>--</td><td>--</td><td>--</td><td>Peak</td></tr></table>									Freq	Level	Limit	Line	Margin	Read	Ant	Cable	Preamp	Aux	APos	TPos	Remark		MHz	dBuV/m	dBuV/m	dB	dB	dBuV	dB/m	dB	dB	dB	cm	deg		1	30.97	30.87	40.00	-1.13	45.28	24.81	1.05	32.32	0.05	100	144	QP		2	172.59	36.72	43.50	-6.78	51.75	15.38	1.66	32.20	0.13	--	--	--	Peak	3	257.95	38.99	46.00	-7.01	49.44	19.67	1.90	32.13	0.11	100	327	QP		4	500.45	33.11	46.00	-12.89	38.87	23.92	2.41	32.19	0.10	--	--	--	Peak	5	600.36	33.39	46.00	-12.61	37.31	25.60	2.58	32.23	0.13	--	--	--	Peak	6	898.15	37.55	46.00	-8.45	36.76	29.00	3.04	31.44	0.19	--	--	--
	Freq	Level	Limit	Line	Margin	Read	Ant	Cable	Preamp	Aux	APos	TPos	Remark																																																																																																																																																																																																																																		
	MHz	dBuV/m	dBuV/m	dB	dB	dBuV	dB/m	dB	dB	dB	cm	deg																																																																																																																																																																																																																																			
1	30.97	30.07	40.00	-9.93	36.48	24.81	1.05	32.32	0.05	--	--	--	Peak																																																																																																																																																																																																																																		
2	163.86	34.18	43.50	-9.32	48.48	16.13	1.64	32.19	0.12	--	--	--	Peak																																																																																																																																																																																																																																		
3	257.95	40.11	46.00	-5.89	50.56	19.67	1.90	32.13	0.11	100	310	QP																																																																																																																																																																																																																																			
4	352.04	33.29	46.00	-12.71	42.56	20.54	2.13	32.05	0.11	--	--	--	Peak																																																																																																																																																																																																																																		
5	730.34	33.55	46.00	-12.45	35.16	27.53	2.80	32.09	0.15	--	--	--	Peak																																																																																																																																																																																																																																		
6	945.68	34.20	46.00	-11.80	31.10	30.83	3.09	31.03	0.21	--	--	--	Peak																																																																																																																																																																																																																																		
	Freq	Level	Limit	Line	Margin	Read	Ant	Cable	Preamp	Aux	APos	TPos	Remark																																																																																																																																																																																																																																		
	MHz	dBuV/m	dBuV/m	dB	dB	dBuV	dB/m	dB	dB	dB	cm	deg																																																																																																																																																																																																																																			
1	30.97	30.87	40.00	-1.13	45.28	24.81	1.05	32.32	0.05	100	144	QP																																																																																																																																																																																																																																			
2	172.59	36.72	43.50	-6.78	51.75	15.38	1.66	32.20	0.13	--	--	--	Peak																																																																																																																																																																																																																																		
3	257.95	38.99	46.00	-7.01	49.44	19.67	1.90	32.13	0.11	100	327	QP																																																																																																																																																																																																																																			
4	500.45	33.11	46.00	-12.89	38.87	23.92	2.41	32.19	0.10	--	--	--	Peak																																																																																																																																																																																																																																		
5	600.36	33.39	46.00	-12.61	37.31	25.60	2.58	32.23	0.13	--	--	--	Peak																																																																																																																																																																																																																																		
6	898.15	37.55	46.00	-8.45	36.76	29.00	3.04	31.44	0.19	--	--	--	Peak																																																																																																																																																																																																																																		



Mode	7																																																																																																
	SHF																																																																																																
	2400-2483.5_Bluetooth BR_GFSK_CH78_2480MHz																																																																																																
ANT	1																																																																																																
Pol.	Horizontal						Vertical																																																																																										
Peak	<div><p>Site : 03CH13-HY Condition: PEAK_74_1M 1m SHF_00993_231124 HORIZONTAL</p><table><tr><th></th><th>Limit</th><th>Read</th><th>Ant</th><th>Cable</th><th>Preamp</th><th>Aux</th><th>APos</th><th>TPos</th><th></th></tr><tr><th>Freq</th><th>Level</th><th>Line</th><th>Margin</th><th>Level</th><th>Factor</th><th>Loss</th><th>Factor</th><th>Factor</th><th>Remark</th></tr><tr><th></th><th>MHz</th><th>dBuV/m</th><th>dBuV/m</th><th>dB</th><th>dBuV</th><th>dB/m</th><th>dB</th><th>dB</th><th>cm</th><th>deg</th></tr><tr><td>1</td><td>24570.30</td><td>37.55</td><td>74.00</td><td>-36.45</td><td>54.42</td><td>39.10</td><td>7.03</td><td>53.46</td><td>-9.54</td><td>--</td><td>PEAK</td></tr></table></div>							Limit	Read	Ant	Cable	Preamp	Aux	APos	TPos		Freq	Level	Line	Margin	Level	Factor	Loss	Factor	Factor	Remark		MHz	dBuV/m	dBuV/m	dB	dBuV	dB/m	dB	dB	cm	deg	1	24570.30	37.55	74.00	-36.45	54.42	39.10	7.03	53.46	-9.54	--	PEAK	<div><p>Site : 03CH13-HY Condition: PEAK_74_1M 1m SHF_00993_231124 VERTICAL</p><table><tr><th></th><th>Limit</th><th>Read</th><th>Ant</th><th>Cable</th><th>Preamp</th><th>Aux</th><th>APos</th><th>TPos</th><th></th></tr><tr><th>Freq</th><th>Level</th><th>Line</th><th>Margin</th><th>Level</th><th>Factor</th><th>Loss</th><th>Factor</th><th>Factor</th><th>Remark</th></tr><tr><th></th><th>MHz</th><th>dBuV/m</th><th>dBuV/m</th><th>dB</th><th>dBuV</th><th>dB/m</th><th>dB</th><th>dB</th><th>cm</th><th>deg</th></tr><tr><td>1</td><td>24422.50</td><td>37.15</td><td>74.00</td><td>-36.85</td><td>54.20</td><td>39.00</td><td>7.04</td><td>53.55</td><td>-9.54</td><td>--</td><td>PEAK</td></tr></table></div>						Limit	Read	Ant	Cable	Preamp	Aux	APos	TPos		Freq	Level	Line	Margin	Level	Factor	Loss	Factor	Factor	Remark		MHz	dBuV/m	dBuV/m	dB	dBuV	dB/m	dB	dB	cm	deg	1	24422.50	37.15	74.00	-36.85	54.20	39.00	7.04	53.55	-9.54	--	PEAK
	Limit	Read	Ant	Cable	Preamp	Aux	APos	TPos																																																																																									
Freq	Level	Line	Margin	Level	Factor	Loss	Factor	Factor	Remark																																																																																								
	MHz	dBuV/m	dBuV/m	dB	dBuV	dB/m	dB	dB	cm	deg																																																																																							
1	24570.30	37.55	74.00	-36.45	54.42	39.10	7.03	53.46	-9.54	--	PEAK																																																																																						
	Limit	Read	Ant	Cable	Preamp	Aux	APos	TPos																																																																																									
Freq	Level	Line	Margin	Level	Factor	Loss	Factor	Factor	Remark																																																																																								
	MHz	dBuV/m	dBuV/m	dB	dBuV	dB/m	dB	dB	cm	deg																																																																																							
1	24422.50	37.15	74.00	-36.85	54.20	39.00	7.04	53.55	-9.54	--	PEAK																																																																																						

<Sample 2>

C1. Radiated Spurious Emission Test Modes

Mode	Band (MHz)	Antenna	Modulation	Channel	Frequency	Data Rate	RU	Remark
Mode 6	2400-2483.5	1	Bluetooth BR_GFSK	78	2480	1Mbps	-	-
Mode 7	2400-2483.5	1	Bluetooth BR_GFSK	78	2480	1Mbps	-	LF
Mode 8	2400-2483.5	1	Bluetooth BR_GFSK	78	2480	1Mbps	-	SHF

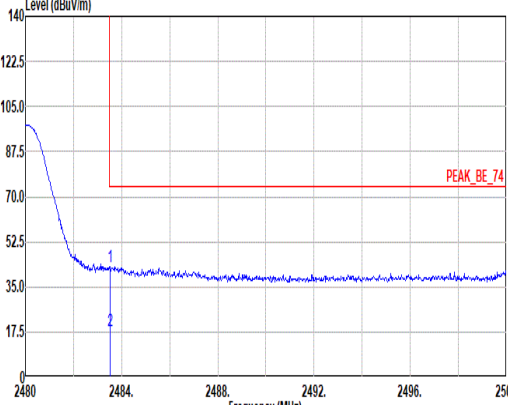
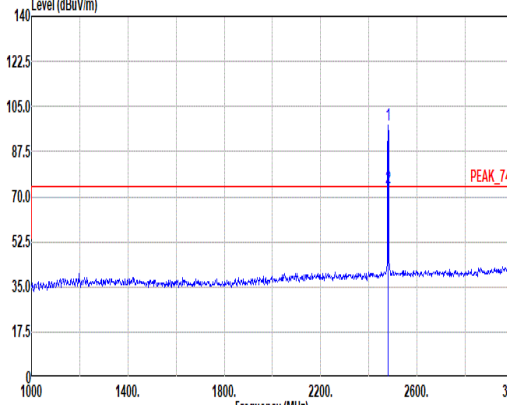
C2. Summary of each worse mode

Mode	Modulation	Ch.	Freq. (MHz)	Level (dBuV/m)	Limit (dBuV/m)	Margin (dB)	Pol.	Peak Avg.	Result	RU	Remark
6	Bluetooth BR_GFSK	78	2483.72	45.33	74.00	-28.67	H	Peak	Pass	-	Band Edge
	Bluetooth BR_GFSK	78	7440.00	44.71	74.00	-29.29	V	Peak	Pass	-	Harmonic
7	LF	78	30.97	38.44	40.00	-1.56	V	QP	Pass	-	LF
8	SHF	78	24831.70	39.81	74.00	-34.19	H	Peak	Pass	-	SHF

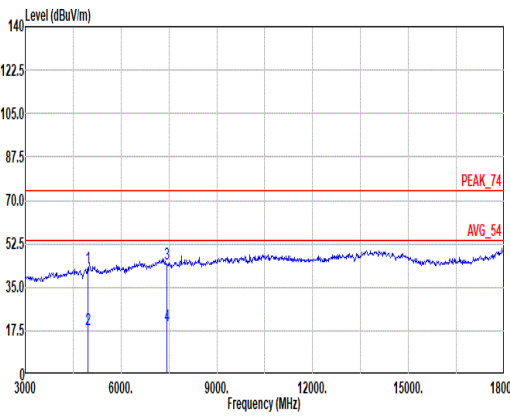
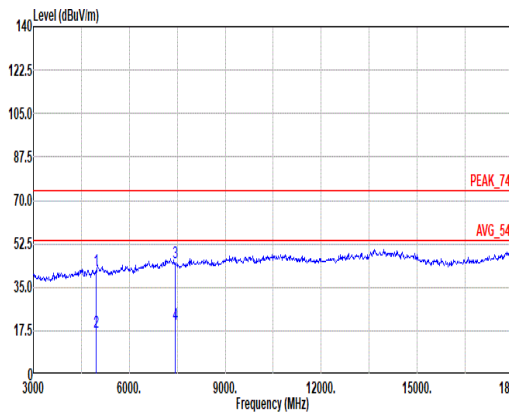


Mode	6																																																																																																																													
	Band Edge																																																																																																																													
	2400-2483.5_Bluetooth BR_GFSK_CH78_2480MHz																																																																																																																													
ANT	1																																																																																																																													
Pol.	Horizontal						Fundamental																																																																																																																							
Peak	<div><p>Site : 03CH13-HY Condition: PEAK_BE_74 3m HORN_91200_1326 HORIZONTAL : RBW:1000.000kHz VBW:3000.000kHz SMT:Auto</p><table><tr><th></th><th>Limit</th><th>Read</th><th>Ant</th><th>Cable</th><th>Preamp</th><th>Aux</th><th>APos</th><th>TPos</th><th></th></tr><tr><th>Freq</th><th>Level</th><th>Line</th><th>Margin</th><th>Level</th><th>Factor</th><th>Loss</th><th>Factor</th><th>Factor</th><th>Remark</th></tr><tr><th></th><th>MHz</th><th>dBuV/m</th><th>dBuV/m</th><th>dB</th><th>dBuV</th><th>dB/m</th><th>dB</th><th>dB</th><th>cm</th><th>deg</th></tr><tr><td>1</td><td>2483.72</td><td>45.33</td><td>74.00</td><td>-28.67</td><td>49.81</td><td>27.80</td><td>4.79</td><td>37.07</td><td>0.00</td><td>100</td><td>246</td><td>PEAK</td></tr><tr><td>2</td><td>2483.72</td><td>20.54</td><td>54.00</td><td>-33.46</td><td>--</td><td>--</td><td>--</td><td>--</td><td>--</td><td>100</td><td>246</td><td>AVERAGE</td></tr></table></div>							Limit	Read	Ant	Cable	Preamp	Aux	APos	TPos		Freq	Level	Line	Margin	Level	Factor	Loss	Factor	Factor	Remark		MHz	dBuV/m	dBuV/m	dB	dBuV	dB/m	dB	dB	cm	deg	1	2483.72	45.33	74.00	-28.67	49.81	27.80	4.79	37.07	0.00	100	246	PEAK	2	2483.72	20.54	54.00	-33.46	--	--	--	--	--	100	246	AVERAGE	<div><p>Site : 03CH13-HY Condition: PEAK_74 3m HORN_91200_1326 HORIZONTAL : RBW:1000.000kHz VBW:3000.000kHz SMT:Auto</p><table><tr><th></th><th>Limit</th><th>Read</th><th>Ant</th><th>Cable</th><th>Preamp</th><th>Aux</th><th>APos</th><th>TPos</th><th></th></tr><tr><th>Freq</th><th>Level</th><th>Line</th><th>Margin</th><th>Level</th><th>Factor</th><th>Loss</th><th>Factor</th><th>Factor</th><th>Remark</th></tr><tr><th></th><th>MHz</th><th>dBuV/m</th><th>dBuV/m</th><th>dB</th><th>dBuV</th><th>dB/m</th><th>dB</th><th>dB</th><th>cm</th><th>deg</th></tr><tr><td>1</td><td>2480.00</td><td>100.62</td><td>-----</td><td>-----</td><td>105.10</td><td>27.80</td><td>4.79</td><td>37.07</td><td>0.00</td><td>100</td><td>246</td><td>PEAK</td></tr><tr><td>2</td><td>2480.00</td><td>75.83</td><td>-----</td><td>-----</td><td>--</td><td>--</td><td>--</td><td>--</td><td>--</td><td>100</td><td>246</td><td>AVERAGE</td></tr></table></div>							Limit	Read	Ant	Cable	Preamp	Aux	APos	TPos		Freq	Level	Line	Margin	Level	Factor	Loss	Factor	Factor	Remark		MHz	dBuV/m	dBuV/m	dB	dBuV	dB/m	dB	dB	cm	deg	1	2480.00	100.62	-----	-----	105.10	27.80	4.79	37.07	0.00	100	246	PEAK	2	2480.00	75.83	-----	-----	--	--	--	--	--	100	246	AVERAGE
	Limit	Read	Ant	Cable	Preamp	Aux	APos	TPos																																																																																																																						
Freq	Level	Line	Margin	Level	Factor	Loss	Factor	Factor	Remark																																																																																																																					
	MHz	dBuV/m	dBuV/m	dB	dBuV	dB/m	dB	dB	cm	deg																																																																																																																				
1	2483.72	45.33	74.00	-28.67	49.81	27.80	4.79	37.07	0.00	100	246	PEAK																																																																																																																		
2	2483.72	20.54	54.00	-33.46	--	--	--	--	--	100	246	AVERAGE																																																																																																																		
	Limit	Read	Ant	Cable	Preamp	Aux	APos	TPos																																																																																																																						
Freq	Level	Line	Margin	Level	Factor	Loss	Factor	Factor	Remark																																																																																																																					
	MHz	dBuV/m	dBuV/m	dB	dBuV	dB/m	dB	dB	cm	deg																																																																																																																				
1	2480.00	100.62	-----	-----	105.10	27.80	4.79	37.07	0.00	100	246	PEAK																																																																																																																		
2	2480.00	75.83	-----	-----	--	--	--	--	--	100	246	AVERAGE																																																																																																																		



Mode	6																																																																																																																												
	Band Edge																																																																																																																												
	2400-2483.5_Bluetooth BR_GFSK_CH78_2480MHz																																																																																																																												
ANT	1																																																																																																																												
Pol.	Vertical						Fundamental																																																																																																																						
Peak																																																																																																																													
	Site : 03CH13-HY Condition: PEAK_BE_74 3m HORN_91200_1326 VERTICAL : RBW:1000.000kHz VBW:3000.000kHz SWT:Auto						Site : 03CH13-HY Condition: PEAK_74 3m HORN_91200_1326 VERTICAL : RBW:1000.000kHz VBW:3000.000kHz SWT:Auto																																																																																																																						
	<table><tr><th></th><th>Limit</th><th>Read</th><th>Ant</th><th>Cable</th><th>Preamp</th><th>Aux</th><th>APos</th><th>TPos</th><th>Remark</th></tr><tr><th>Freq</th><th>Level</th><th>Line</th><th>Margin</th><th>Level</th><th>Factor</th><th>Loss</th><th>Factor</th><th>Factor</th><th></th></tr><tr><th></th><th>MHz</th><th>dBuV/m</th><th>dBuV/m</th><th>dB</th><th>dBuV</th><th>dB/m</th><th>dB</th><th>dB</th><th>cm</th><th>deg</th></tr><tr><td>1</td><td>2483.52</td><td>42.98</td><td>74.00</td><td>-31.02</td><td>47.46</td><td>27.80</td><td>4.79</td><td>37.07</td><td>0.00</td><td>399</td><td>283</td><td>PEAK</td></tr><tr><td>2</td><td>2483.52</td><td>18.19</td><td>54.00</td><td>-35.81</td><td>--</td><td>--</td><td>--</td><td>--</td><td>--</td><td>399</td><td>283</td><td>AVERAGE</td></tr></table>							Limit	Read	Ant	Cable	Preamp	Aux	APos	TPos	Remark	Freq	Level	Line	Margin	Level	Factor	Loss	Factor	Factor			MHz	dBuV/m	dBuV/m	dB	dBuV	dB/m	dB	dB	cm	deg	1	2483.52	42.98	74.00	-31.02	47.46	27.80	4.79	37.07	0.00	399	283	PEAK	2	2483.52	18.19	54.00	-35.81	--	--	--	--	--	399	283	AVERAGE	<table><tr><th></th><th>Limit</th><th>Read</th><th>Ant</th><th>Cable</th><th>Preamp</th><th>Aux</th><th>APos</th><th>TPos</th><th>Remark</th></tr><tr><th>Freq</th><th>Level</th><th>Line</th><th>Margin</th><th>Level</th><th>Factor</th><th>Loss</th><th>Factor</th><th>Factor</th><th></th></tr><tr><th></th><th>MHz</th><th>dBuV/m</th><th>dBuV/m</th><th>dB</th><th>dBuV</th><th>dB/m</th><th>dB</th><th>dB</th><th>cm</th><th>deg</th></tr><tr><td>1</td><td>2480.00</td><td>97.97</td><td>-----</td><td>-----</td><td>102.45</td><td>27.80</td><td>4.79</td><td>37.07</td><td>0.00</td><td>399</td><td>283</td><td>PEAK</td></tr><tr><td>2</td><td>2480.00</td><td>73.18</td><td>-----</td><td>-----</td><td>--</td><td>--</td><td>--</td><td>--</td><td>--</td><td>399</td><td>283</td><td>AVERAGE</td></tr></table>							Limit	Read	Ant	Cable	Preamp	Aux	APos	TPos	Remark	Freq	Level	Line	Margin	Level	Factor	Loss	Factor	Factor			MHz	dBuV/m	dBuV/m	dB	dBuV	dB/m	dB	dB	cm	deg	1	2480.00	97.97	-----	-----	102.45	27.80	4.79	37.07	0.00	399	283	PEAK	2	2480.00	73.18	-----	-----	--	--	--	--	--	399	283
	Limit	Read	Ant	Cable	Preamp	Aux	APos	TPos	Remark																																																																																																																				
Freq	Level	Line	Margin	Level	Factor	Loss	Factor	Factor																																																																																																																					
	MHz	dBuV/m	dBuV/m	dB	dBuV	dB/m	dB	dB	cm	deg																																																																																																																			
1	2483.52	42.98	74.00	-31.02	47.46	27.80	4.79	37.07	0.00	399	283	PEAK																																																																																																																	
2	2483.52	18.19	54.00	-35.81	--	--	--	--	--	399	283	AVERAGE																																																																																																																	
	Limit	Read	Ant	Cable	Preamp	Aux	APos	TPos	Remark																																																																																																																				
Freq	Level	Line	Margin	Level	Factor	Loss	Factor	Factor																																																																																																																					
	MHz	dBuV/m	dBuV/m	dB	dBuV	dB/m	dB	dB	cm	deg																																																																																																																			
1	2480.00	97.97	-----	-----	102.45	27.80	4.79	37.07	0.00	399	283	PEAK																																																																																																																	
2	2480.00	73.18	-----	-----	--	--	--	--	--	399	283	AVERAGE																																																																																																																	

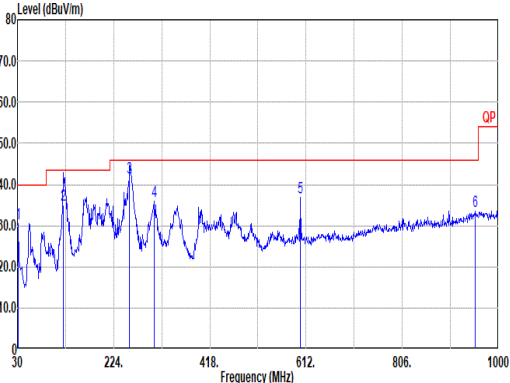
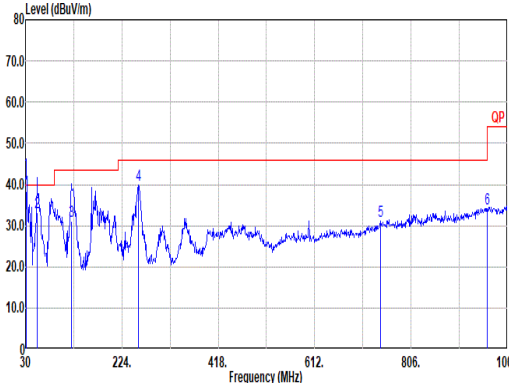


Mode	6											
	Harmonic											
	2400-2483.5_Bluetooth BR_GFSK_CH78_2480MHz											
ANT	1											
Pol.	Horizontal						Vertical					
Peak Avg.												
	Site : 03CH13-HY Condition: PEAK_74 3m HORN_91280_1326 HORIZONTAL						Site : 03CH13-HY Condition: PEAK_74 3m HORN_91280_1326 VERTICAL					
	Freq	Level	Limit	Line Margin	Read	Ant	Cable	Preamp	Aux	APos	TPos	Remark
	MHz	dBuV/m	dBuV/m	dB	dBuV	dB/m	dB	dB	dB	cm	deg	
1	4960.00	42.65	74.00	-31.35	58.91	33.06	7.35	57.09	0.42	--	--	PEAK
2	4960.00	17.86	54.00	-36.14	--	--	--	--	--	--	--	Average
3	7440.00	44.53	74.00	-29.47	56.27	36.42	8.98	57.62	0.48	--	--	Peak
4	7440.00	19.74	54.00	-34.26	--	--	--	--	--	--	--	Average
	Freq	Level	Limit	Line Margin	Read	Ant	Cable	Preamp	Aux	APos	TPos	Remark
	MHz	dBuV/m	dBuV/m	dB	dBuV	dB/m	dB	dB	dB	cm	deg	
1	4960.00	41.92	74.00	-32.08	58.18	33.06	7.35	57.09	0.42	--	--	PEAK
2	4960.00	17.13	54.00	-36.87	--	--	--	--	--	--	--	Average
3	7440.00	44.71	74.00	-29.29	56.45	36.42	8.98	57.62	0.48	--	--	PEAK
4	7440.00	19.92	54.00	-34.08	--	--	--	--	--	--	--	Average

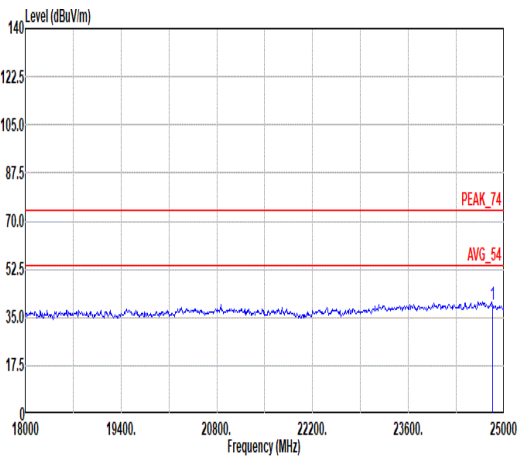
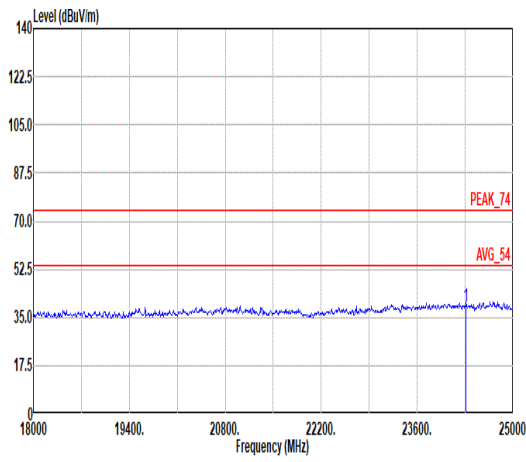


Mode	6	
	Harmonic	
	2400-2483.5_Bluetooth BR_GFSK_CH78_2480MHz	
ANT	1	
Pol.	Horizontal	Vertical
14.47G ~14.5G Avg.	<p>Site : 03CH13-HY Condition: AVG_54 3m HORN_91200_1326 HORIZONTAL</p>	<p>Site : 03CH13-HY Condition: AVG_54 3m HORN_91200_1326 VERTICAL</p>
17.7G ~18G Avg.	<p>Site : 03CH13-HY Condition: AVG_54 3m HORN_91200_1326 HORIZONTAL</p>	<p>Site : 03CH13-HY Condition: AVG_54 3m HORN_91200_1326 VERTICAL</p>



Mode	7																																																																																																																																																																																																																																													
	LF																																																																																																																																																																																																																																													
	2400-2483.5_Bluetooth BR_GFSK_CH78_2480MHz																																																																																																																																																																																																																																													
ANT	1																																																																																																																																																																																																																																													
Pol.	Horizontal							Vertical																																																																																																																																																																																																																																						
QP/ Peak																																																																																																																																																																																																																																														
	Site : 03CH13-HY Condition: QP 3m BILOG_40103 HORIZONTAL							Site : 03CH13-HY Condition: QP 3m BILOG_40103 VERTICAL																																																																																																																																																																																																																																						
	<table><tr><th></th><th>Freq</th><th>Level</th><th>Limit</th><th>Line</th><th>Margin</th><th>Read</th><th>Ant</th><th>Cable</th><th>Preamp</th><th>Aux</th><th>APos</th><th>TPos</th><th>Remark</th></tr><tr><th></th><th>MHz</th><th>dBuV/m</th><th>dBuV/m</th><th>dB</th><th>dB</th><th>dBuV</th><th>dB/m</th><th>dB</th><th>dB</th><th>dB</th><th>dB</th><th>cm</th><th>deg</th></tr><tr><td>1</td><td>30.97</td><td>30.59</td><td>40.00</td><td>-9.41</td><td>36.99</td><td>24.82</td><td>1.05</td><td>32.32</td><td>0.05</td><td>--</td><td>--</td><td>--</td><td>Peak</td></tr><tr><td>2</td><td>123.12</td><td>35.09</td><td>43.50</td><td>-8.41</td><td>48.29</td><td>17.49</td><td>1.50</td><td>32.26</td><td>0.07</td><td>221</td><td>354</td><td>QP</td><td></td></tr><tr><td>3</td><td>256.01</td><td>41.00</td><td>46.00</td><td>-4.20</td><td>52.57</td><td>19.36</td><td>1.89</td><td>32.13</td><td>0.11</td><td>100</td><td>123</td><td>QP</td><td></td></tr><tr><td>4</td><td>305.48</td><td>35.85</td><td>46.00</td><td>-10.15</td><td>46.48</td><td>19.31</td><td>2.01</td><td>32.08</td><td>0.13</td><td>--</td><td>--</td><td>--</td><td>Peak</td></tr><tr><td>5</td><td>600.36</td><td>36.84</td><td>46.00</td><td>-9.16</td><td>40.76</td><td>25.60</td><td>2.58</td><td>32.23</td><td>0.13</td><td>--</td><td>--</td><td>--</td><td>Peak</td></tr><tr><td>6</td><td>953.44</td><td>33.66</td><td>46.00</td><td>-12.34</td><td>30.30</td><td>31.00</td><td>3.11</td><td>30.96</td><td>0.21</td><td>--</td><td>--</td><td>--</td><td>Peak</td></tr></table>								Freq	Level	Limit	Line	Margin	Read	Ant	Cable	Preamp	Aux	APos	TPos	Remark		MHz	dBuV/m	dBuV/m	dB	dB	dBuV	dB/m	dB	dB	dB	dB	cm	deg	1	30.97	30.59	40.00	-9.41	36.99	24.82	1.05	32.32	0.05	--	--	--	Peak	2	123.12	35.09	43.50	-8.41	48.29	17.49	1.50	32.26	0.07	221	354	QP		3	256.01	41.00	46.00	-4.20	52.57	19.36	1.89	32.13	0.11	100	123	QP		4	305.48	35.85	46.00	-10.15	46.48	19.31	2.01	32.08	0.13	--	--	--	Peak	5	600.36	36.84	46.00	-9.16	40.76	25.60	2.58	32.23	0.13	--	--	--	Peak	6	953.44	33.66	46.00	-12.34	30.30	31.00	3.11	30.96	0.21	--	--	--	Peak	<table><tr><th></th><th>Freq</th><th>Level</th><th>Limit</th><th>Line</th><th>Margin</th><th>Read</th><th>Ant</th><th>Cable</th><th>Preamp</th><th>Aux</th><th>APos</th><th>TPos</th><th>Remark</th></tr><tr><th></th><th>MHz</th><th>dBuV/m</th><th>dBuV/m</th><th>dB</th><th>dB</th><th>dBuV</th><th>dB/m</th><th>dB</th><th>dB</th><th>dB</th><th>dB</th><th>cm</th><th>deg</th></tr><tr><td>1</td><td>30.97</td><td>30.44</td><td>40.00</td><td>-1.56</td><td>44.85</td><td>24.81</td><td>1.05</td><td>32.32</td><td>0.05</td><td>100</td><td>304</td><td>QP</td><td></td></tr><tr><td>2</td><td>53.28</td><td>33.33</td><td>40.00</td><td>-6.67</td><td>51.33</td><td>12.99</td><td>1.19</td><td>32.23</td><td>0.05</td><td>154</td><td>172</td><td>QP</td><td></td></tr><tr><td>3</td><td>122.15</td><td>31.01</td><td>43.50</td><td>-12.49</td><td>44.20</td><td>17.50</td><td>1.50</td><td>32.26</td><td>0.07</td><td>107</td><td>15</td><td>QP</td><td></td></tr><tr><td>4</td><td>257.95</td><td>39.82</td><td>46.00</td><td>-6.18</td><td>50.27</td><td>19.67</td><td>1.90</td><td>32.13</td><td>0.11</td><td>--</td><td>--</td><td>--</td><td>Peak</td></tr><tr><td>5</td><td>744.89</td><td>31.05</td><td>46.00</td><td>-14.95</td><td>31.86</td><td>28.29</td><td>2.81</td><td>32.06</td><td>0.15</td><td>--</td><td>--</td><td>--</td><td>Peak</td></tr><tr><td>6</td><td>959.26</td><td>34.25</td><td>46.00</td><td>-11.75</td><td>30.83</td><td>31.00</td><td>3.11</td><td>30.91</td><td>0.22</td><td>--</td><td>--</td><td>--</td><td>Peak</td></tr></table>								Freq	Level	Limit	Line	Margin	Read	Ant	Cable	Preamp	Aux	APos	TPos	Remark		MHz	dBuV/m	dBuV/m	dB	dB	dBuV	dB/m	dB	dB	dB	dB	cm	deg	1	30.97	30.44	40.00	-1.56	44.85	24.81	1.05	32.32	0.05	100	304	QP		2	53.28	33.33	40.00	-6.67	51.33	12.99	1.19	32.23	0.05	154	172	QP		3	122.15	31.01	43.50	-12.49	44.20	17.50	1.50	32.26	0.07	107	15	QP		4	257.95	39.82	46.00	-6.18	50.27	19.67	1.90	32.13	0.11	--	--	--	Peak	5	744.89	31.05	46.00	-14.95	31.86	28.29	2.81	32.06	0.15	--	--	--	Peak	6	959.26	34.25	46.00	-11.75	30.83	31.00	3.11	30.91	0.22	--	--	--	Peak
		Freq	Level	Limit	Line	Margin	Read	Ant	Cable	Preamp	Aux	APos	TPos	Remark																																																																																																																																																																																																																																
		MHz	dBuV/m	dBuV/m	dB	dB	dBuV	dB/m	dB	dB	dB	dB	cm	deg																																																																																																																																																																																																																																
	1	30.97	30.59	40.00	-9.41	36.99	24.82	1.05	32.32	0.05	--	--	--	Peak																																																																																																																																																																																																																																
	2	123.12	35.09	43.50	-8.41	48.29	17.49	1.50	32.26	0.07	221	354	QP																																																																																																																																																																																																																																	
	3	256.01	41.00	46.00	-4.20	52.57	19.36	1.89	32.13	0.11	100	123	QP																																																																																																																																																																																																																																	
	4	305.48	35.85	46.00	-10.15	46.48	19.31	2.01	32.08	0.13	--	--	--	Peak																																																																																																																																																																																																																																
	5	600.36	36.84	46.00	-9.16	40.76	25.60	2.58	32.23	0.13	--	--	--	Peak																																																																																																																																																																																																																																
6	953.44	33.66	46.00	-12.34	30.30	31.00	3.11	30.96	0.21	--	--	--	Peak																																																																																																																																																																																																																																	
	Freq	Level	Limit	Line	Margin	Read	Ant	Cable	Preamp	Aux	APos	TPos	Remark																																																																																																																																																																																																																																	
	MHz	dBuV/m	dBuV/m	dB	dB	dBuV	dB/m	dB	dB	dB	dB	cm	deg																																																																																																																																																																																																																																	
1	30.97	30.44	40.00	-1.56	44.85	24.81	1.05	32.32	0.05	100	304	QP																																																																																																																																																																																																																																		
2	53.28	33.33	40.00	-6.67	51.33	12.99	1.19	32.23	0.05	154	172	QP																																																																																																																																																																																																																																		
3	122.15	31.01	43.50	-12.49	44.20	17.50	1.50	32.26	0.07	107	15	QP																																																																																																																																																																																																																																		
4	257.95	39.82	46.00	-6.18	50.27	19.67	1.90	32.13	0.11	--	--	--	Peak																																																																																																																																																																																																																																	
5	744.89	31.05	46.00	-14.95	31.86	28.29	2.81	32.06	0.15	--	--	--	Peak																																																																																																																																																																																																																																	
6	959.26	34.25	46.00	-11.75	30.83	31.00	3.11	30.91	0.22	--	--	--	Peak																																																																																																																																																																																																																																	



Mode	8																																																																																															
	SHF																																																																																															
	2400-2483.5_Bluetooth BR_GFSK_CH78_2480MHz																																																																																															
ANT	1																																																																																															
Pol.	Horizontal						Vertical																																																																																									
Peak																																																																																																
	Site : 03CH13-HY Condition: PEAK_74 1m SHF_00993_231124 HORIZONTAL						Site : 03CH13-HY Condition: PEAK_74 1m SHF_00993_231124 VERTICAL																																																																																									
	<table><tr><th></th><th>Limit</th><th>Read</th><th>Ant</th><th>Cable</th><th>Preamp</th><th>Aux</th><th>APos</th><th>TPos</th><th></th></tr><tr><th>Freq</th><th>Level</th><th>Line</th><th>Margin</th><th>Level</th><th>Factor</th><th>Loss</th><th>Factor</th><th>Factor</th><th>Remark</th></tr><tr><th></th><th>MHz</th><th>dBuV/m</th><th>dBuV/m</th><th>dB</th><th>dBuV</th><th>dB/m</th><th>dB</th><th>dB</th><th>cm</th><th>deg</th></tr><tr><td>1</td><td>24311.70</td><td>39.81</td><td>74.00</td><td>-34.19</td><td>56.41</td><td>39.26</td><td>6.98</td><td>53.30</td><td>-9.54</td><td>--</td><td>PEAK</td></tr></table>							Limit	Read	Ant	Cable	Preamp	Aux	APos	TPos		Freq	Level	Line	Margin	Level	Factor	Loss	Factor	Factor	Remark		MHz	dBuV/m	dBuV/m	dB	dBuV	dB/m	dB	dB	cm	deg	1	24311.70	39.81	74.00	-34.19	56.41	39.26	6.98	53.30	-9.54	--	PEAK	<table><tr><th></th><th>Limit</th><th>Read</th><th>Ant</th><th>Cable</th><th>Preamp</th><th>Aux</th><th>APos</th><th>TPos</th><th></th></tr><tr><th>Freq</th><th>Level</th><th>Line</th><th>Margin</th><th>Level</th><th>Factor</th><th>Loss</th><th>Factor</th><th>Factor</th><th>Remark</th></tr><tr><th></th><th>MHz</th><th>dBuV/m</th><th>dBuV/m</th><th>dB</th><th>dBuV</th><th>dB/m</th><th>dB</th><th>dB</th><th>cm</th><th>deg</th></tr><tr><td>1</td><td>24315.80</td><td>39.82</td><td>74.00</td><td>-34.98</td><td>56.29</td><td>38.86</td><td>7.02</td><td>53.61</td><td>-9.54</td><td>--</td><td>PEAK</td></tr></table>						Limit	Read	Ant	Cable	Preamp	Aux	APos	TPos		Freq	Level	Line	Margin	Level	Factor	Loss	Factor	Factor	Remark		MHz	dBuV/m	dBuV/m	dB	dBuV	dB/m	dB	dB	cm	deg	1	24315.80	39.82	74.00	-34.98	56.29	38.86	7.02	53.61	-9.54	--
	Limit	Read	Ant	Cable	Preamp	Aux	APos	TPos																																																																																								
Freq	Level	Line	Margin	Level	Factor	Loss	Factor	Factor	Remark																																																																																							
	MHz	dBuV/m	dBuV/m	dB	dBuV	dB/m	dB	dB	cm	deg																																																																																						
1	24311.70	39.81	74.00	-34.19	56.41	39.26	6.98	53.30	-9.54	--	PEAK																																																																																					
	Limit	Read	Ant	Cable	Preamp	Aux	APos	TPos																																																																																								
Freq	Level	Line	Margin	Level	Factor	Loss	Factor	Factor	Remark																																																																																							
	MHz	dBuV/m	dBuV/m	dB	dBuV	dB/m	dB	dB	cm	deg																																																																																						
1	24315.80	39.82	74.00	-34.98	56.29	38.86	7.02	53.61	-9.54	--	PEAK																																																																																					

<Sample 7>

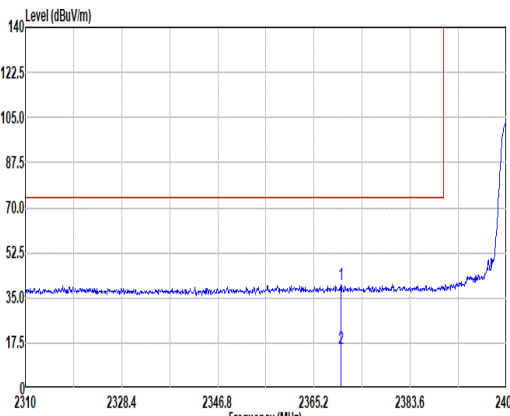
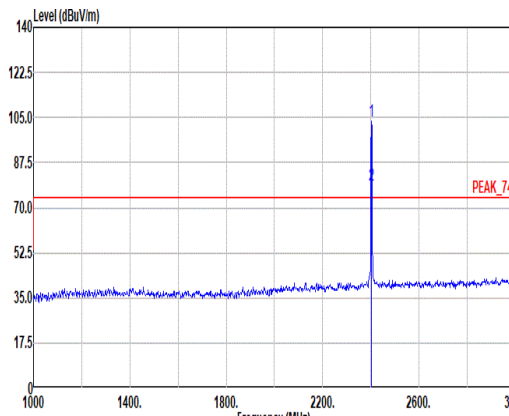
C1. Radiated Spurious Emission Test Modes

Mode	Band (MHz)	Antenna	Modulation	Channel	Frequency	Data Rate	RU	Remark
Mode 1	2400-2483.5	1	Bluetooth BR_GFSK	00	2402	1Mbps	-	-
Mode 2	2400-2483.5	1	Bluetooth BR_GFSK	39	2441	1Mbps	-	-
Mode 3	2400-2483.5	1	Bluetooth BR_GFSK	78	2480	1Mbps	-	-
Mode 4	2400-2483.5	1	Bluetooth BR_GFSK	39	2441	1Mbps	-	LF
Mode 4	2400-2483.5	1	Bluetooth BR_GFSK	39	2441	1Mbps	-	SHF

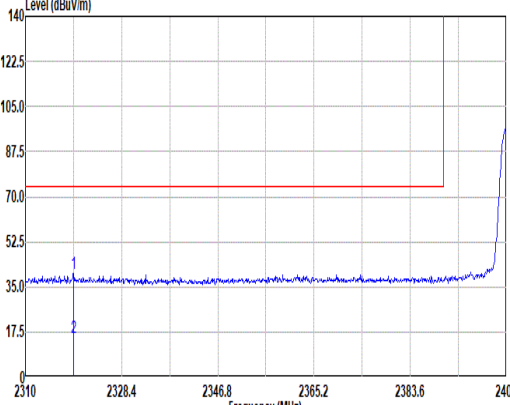
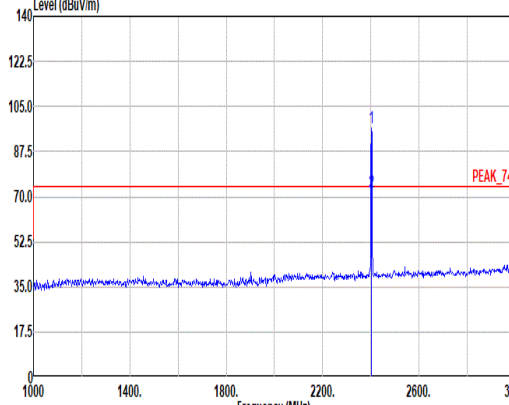
C2. Summary of each worse mode

Mode	Modulation	Ch.	Freq. (MHz)	Level (dBuV/m)	Limit (dBuV/m)	Margin (dB)	Pol.	Peak Avg.	Result	RU	Remark
1	Bluetooth BR_GFSK	00	2319.20	40.02	74.00	-33.98	V	Peak	Pass	-	Band Edge
	Bluetooth BR_GFSK	00	4804.00	39.32	74.00	-34.68	V	Peak	Pass	-	Harmonic
2	Bluetooth BR_GFSK	39	2492.80	40.71	74.00	-33.29	V	Peak	Pass	-	Band Edge
	Bluetooth BR_GFSK	39	7323.00	45.63	74.00	-28.37	V	Peak	Pass	-	Harmonic
3	Bluetooth BR_GFSK	78	2483.58	43.25	74.00	-30.75	V	Peak	Pass	-	Band Edge
	Bluetooth BR_GFSK	78	7440.00	45.10	74.00	-28.90	H	Peak	Pass	-	Harmonic
4	LF	39	710.94	39.71	46.00	-6.29	H	Peak	Pass	-	LF
4	SHF	39	24785.04	40.35	74.00	-33.65	H	Peak	Pass	-	SHF

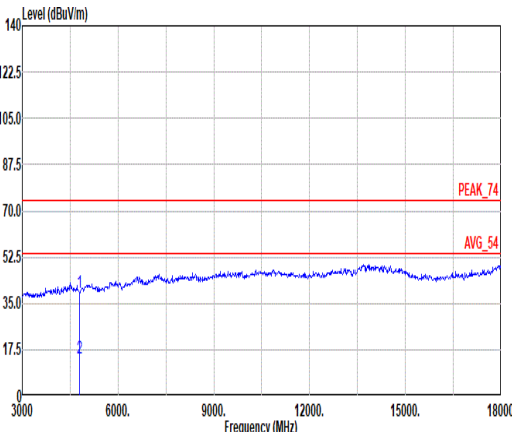
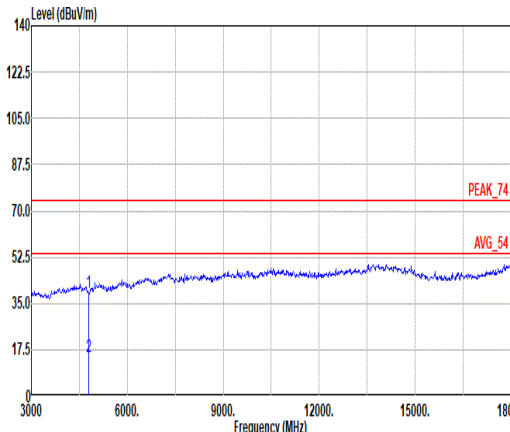


Mode	1																																																																																																																												
	Band Edge																																																																																																																												
	2400-2483.5_Bluetooth BR_GFSK_CH00_2402MHz																																																																																																																												
ANT	1																																																																																																																												
Pol.	Horizontal						Fundamental																																																																																																																						
Peak																																																																																																																													
	Site : 03CH13-HY Condition: PEAK_BE_74 3m HORN_91200_1326 HORIZONTAL : RBW:1000.000kHz VBW:3000.000kHz SMT:Auto						Site : 03CH13-HY Condition: PEAK_74 3m HORN_91200_1326 HORIZONTAL : RBW:1000.000kHz VBW:3000.000kHz SMT:Auto																																																																																																																						
	<table><tr><th></th><th>Limit</th><th>Read</th><th>Ant</th><th>Cable</th><th>Preamp</th><th>Aux</th><th>APos</th><th>TPos</th><th>Remark</th></tr><tr><th>Freq</th><th>Level</th><th>Line</th><th>Margin</th><th>Level</th><th>Factor</th><th>Loss</th><th>Factor</th><th>Factor</th><th></th></tr><tr><th></th><th>MHz</th><th>dBuV/m</th><th>dBuV/m</th><th>dB</th><th>dBuV</th><th>dB/m</th><th>dB</th><th>dB</th><th>cm</th><th>deg</th></tr><tr><td>1</td><td>2370.35</td><td>39.94</td><td>74.00</td><td>-34.06</td><td>45.06</td><td>27.30</td><td>4.67</td><td>37.09</td><td>0.00</td><td>100</td><td>12</td><td>PEAK</td></tr><tr><td>2</td><td>2370.35</td><td>15.15</td><td>54.00</td><td>-38.85</td><td>--</td><td>--</td><td>--</td><td>--</td><td>--</td><td>100</td><td>12</td><td>AVERAGE</td></tr></table>							Limit	Read	Ant	Cable	Preamp	Aux	APos	TPos	Remark	Freq	Level	Line	Margin	Level	Factor	Loss	Factor	Factor			MHz	dBuV/m	dBuV/m	dB	dBuV	dB/m	dB	dB	cm	deg	1	2370.35	39.94	74.00	-34.06	45.06	27.30	4.67	37.09	0.00	100	12	PEAK	2	2370.35	15.15	54.00	-38.85	--	--	--	--	--	100	12	AVERAGE	<table><tr><th></th><th>Limit</th><th>Read</th><th>Ant</th><th>Cable</th><th>Preamp</th><th>Aux</th><th>APos</th><th>TPos</th><th>Remark</th></tr><tr><th>Freq</th><th>Level</th><th>Line</th><th>Margin</th><th>Level</th><th>Factor</th><th>Loss</th><th>Factor</th><th>Factor</th><th></th></tr><tr><th></th><th>MHz</th><th>dBuV/m</th><th>dBuV/m</th><th>dB</th><th>dBuV</th><th>dB/m</th><th>dB</th><th>dB</th><th>cm</th><th>deg</th></tr><tr><td>1</td><td>2402.00</td><td>103.45</td><td>-----</td><td>-----</td><td>100.33</td><td>27.50</td><td>4.70</td><td>37.08</td><td>0.00</td><td>100</td><td>12</td><td>PEAK</td></tr><tr><td>2</td><td>2402.00</td><td>78.66</td><td>-----</td><td>-----</td><td>--</td><td>--</td><td>--</td><td>--</td><td>--</td><td>100</td><td>12</td><td>AVERAGE</td></tr></table>							Limit	Read	Ant	Cable	Preamp	Aux	APos	TPos	Remark	Freq	Level	Line	Margin	Level	Factor	Loss	Factor	Factor			MHz	dBuV/m	dBuV/m	dB	dBuV	dB/m	dB	dB	cm	deg	1	2402.00	103.45	-----	-----	100.33	27.50	4.70	37.08	0.00	100	12	PEAK	2	2402.00	78.66	-----	-----	--	--	--	--	--	100	12
	Limit	Read	Ant	Cable	Preamp	Aux	APos	TPos	Remark																																																																																																																				
Freq	Level	Line	Margin	Level	Factor	Loss	Factor	Factor																																																																																																																					
	MHz	dBuV/m	dBuV/m	dB	dBuV	dB/m	dB	dB	cm	deg																																																																																																																			
1	2370.35	39.94	74.00	-34.06	45.06	27.30	4.67	37.09	0.00	100	12	PEAK																																																																																																																	
2	2370.35	15.15	54.00	-38.85	--	--	--	--	--	100	12	AVERAGE																																																																																																																	
	Limit	Read	Ant	Cable	Preamp	Aux	APos	TPos	Remark																																																																																																																				
Freq	Level	Line	Margin	Level	Factor	Loss	Factor	Factor																																																																																																																					
	MHz	dBuV/m	dBuV/m	dB	dBuV	dB/m	dB	dB	cm	deg																																																																																																																			
1	2402.00	103.45	-----	-----	100.33	27.50	4.70	37.08	0.00	100	12	PEAK																																																																																																																	
2	2402.00	78.66	-----	-----	--	--	--	--	--	100	12	AVERAGE																																																																																																																	

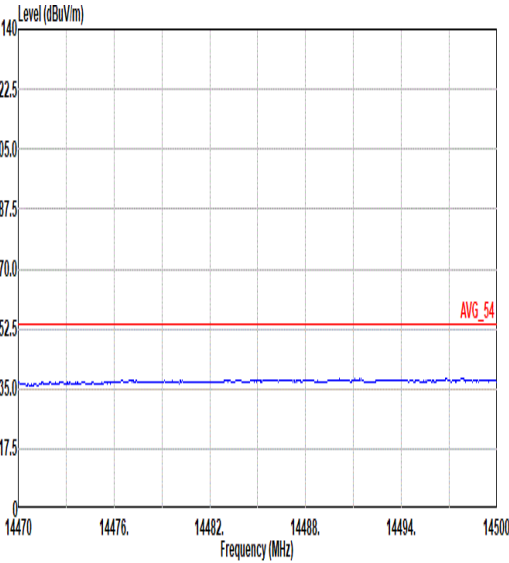
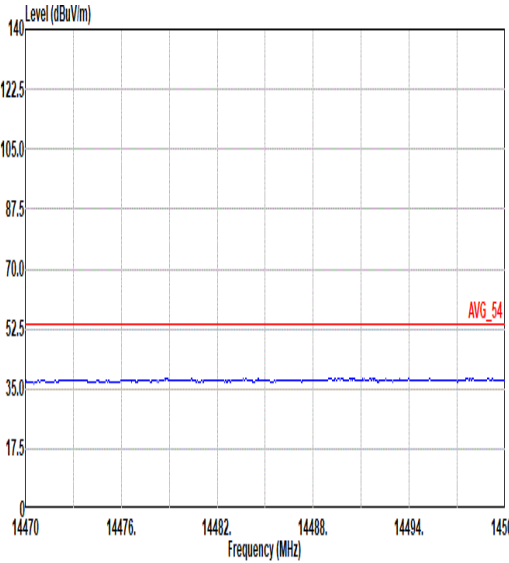
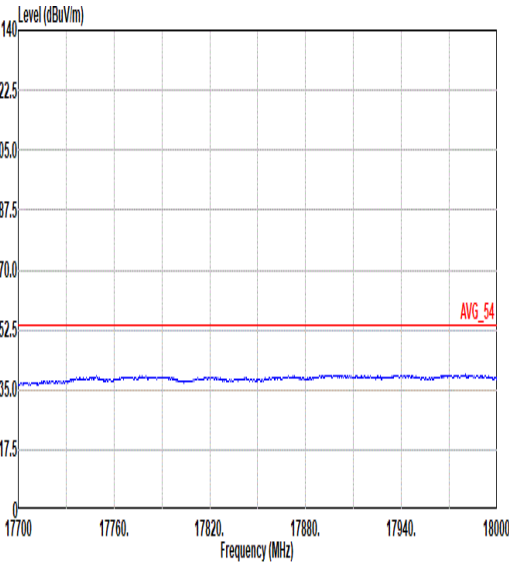
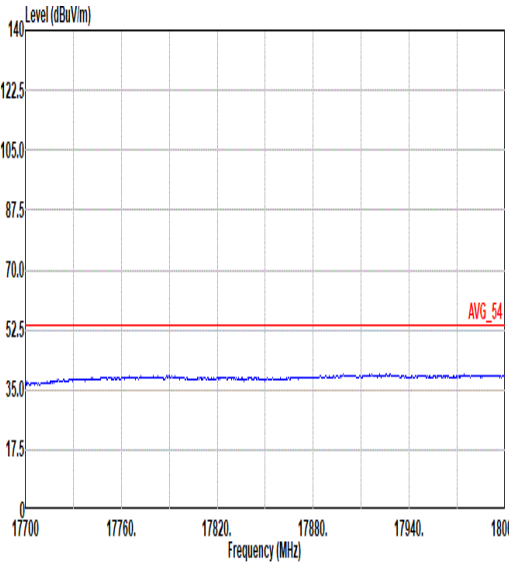


Mode	1																																																																																																				
	Band Edge																																																																																																				
	2400-2483.5_Bluetooth BR_GFSK_CH00_2402MHz																																																																																																				
ANT	1																																																																																																				
Pol.	Vertical	Fundamental																																																																																																			
Peak																																																																																																					
	Site : 03CH13-HY Condition: PEAK_BE_74 3m HORN_91200_1326 VERTICAL : RBW:1000.000kHz VBW:3000.000kHz SMT:Auto	Site : 03CH13-HY Condition: PEAK_74 3m HORN_91200_1326 VERTICAL : RBW:1000.000kHz VBW:3000.000kHz SMT:Auto																																																																																																			
	<table><tr><th></th><th>Limit</th><th>Read</th><th>Ant</th><th>Cable</th><th>Preamp</th><th>Aux</th><th>APos</th><th>TPos</th><th>Remark</th></tr><tr><th>Freq</th><th>Level</th><th>Line</th><th>Margin</th><th>Level</th><th>Factor</th><th>Loss</th><th>Factor</th><th>Factor</th><th></th></tr><tr><th>MHz</th><th>dBuV/m</th><th>dBuV/m</th><th>dB</th><th>dBuV</th><th>dB/m</th><th>dB</th><th>dB</th><th>dB</th><th>cm deg</th></tr><tr><td>1</td><td>2319.20</td><td>40.02</td><td>74.00</td><td>-33.98</td><td>45.29</td><td>27.20</td><td>4.62</td><td>37.09</td><td>0.00 100 151 PEAK</td></tr><tr><td>2</td><td>2319.20</td><td>15.23</td><td>54.00</td><td>-38.77</td><td>--</td><td>--</td><td>--</td><td>--</td><td>100 151 AVERAGE</td></tr></table>		Limit	Read	Ant	Cable	Preamp	Aux	APos	TPos	Remark	Freq	Level	Line	Margin	Level	Factor	Loss	Factor	Factor		MHz	dBuV/m	dBuV/m	dB	dBuV	dB/m	dB	dB	dB	cm deg	1	2319.20	40.02	74.00	-33.98	45.29	27.20	4.62	37.09	0.00 100 151 PEAK	2	2319.20	15.23	54.00	-38.77	--	--	--	--	100 151 AVERAGE	<table><tr><th></th><th>Limit</th><th>Read</th><th>Ant</th><th>Cable</th><th>Preamp</th><th>Aux</th><th>APos</th><th>TPos</th><th>Remark</th></tr><tr><th>Freq</th><th>Level</th><th>Line</th><th>Margin</th><th>Level</th><th>Factor</th><th>Loss</th><th>Factor</th><th>Factor</th><th></th></tr><tr><th>MHz</th><th>dBuV/m</th><th>dBuV/m</th><th>dB</th><th>dBuV</th><th>dB/m</th><th>dB</th><th>dB</th><th>dB</th><th>cm deg</th></tr><tr><td>1</td><td>2402.00</td><td>96.78</td><td>-----</td><td>-----</td><td>101.66</td><td>27.50</td><td>4.70</td><td>37.08</td><td>0.00 100 151 PEAK</td></tr><tr><td>2</td><td>2402.00</td><td>71.99</td><td>-----</td><td>-----</td><td>--</td><td>--</td><td>--</td><td>--</td><td>100 151 AVERAGE</td></tr></table>		Limit	Read	Ant	Cable	Preamp	Aux	APos	TPos	Remark	Freq	Level	Line	Margin	Level	Factor	Loss	Factor	Factor		MHz	dBuV/m	dBuV/m	dB	dBuV	dB/m	dB	dB	dB	cm deg	1	2402.00	96.78	-----	-----	101.66	27.50	4.70	37.08	0.00 100 151 PEAK	2	2402.00	71.99	-----	-----	--	--	--	--
	Limit	Read	Ant	Cable	Preamp	Aux	APos	TPos	Remark																																																																																												
Freq	Level	Line	Margin	Level	Factor	Loss	Factor	Factor																																																																																													
MHz	dBuV/m	dBuV/m	dB	dBuV	dB/m	dB	dB	dB	cm deg																																																																																												
1	2319.20	40.02	74.00	-33.98	45.29	27.20	4.62	37.09	0.00 100 151 PEAK																																																																																												
2	2319.20	15.23	54.00	-38.77	--	--	--	--	100 151 AVERAGE																																																																																												
	Limit	Read	Ant	Cable	Preamp	Aux	APos	TPos	Remark																																																																																												
Freq	Level	Line	Margin	Level	Factor	Loss	Factor	Factor																																																																																													
MHz	dBuV/m	dBuV/m	dB	dBuV	dB/m	dB	dB	dB	cm deg																																																																																												
1	2402.00	96.78	-----	-----	101.66	27.50	4.70	37.08	0.00 100 151 PEAK																																																																																												
2	2402.00	71.99	-----	-----	--	--	--	--	100 151 AVERAGE																																																																																												



Mode	1																																																																	
	Harmonic																																																																	
	2400-2483.5_Bluetooth BR_GFSK_CH00_2402MHz																																																																	
ANT	1																																																																	
Pol.	Horizontal						Vertical																																																											
Peak Avg.																																																																		
	Site : 03CH13-HY Condition: PEAK_74 3m HORN_91280_1326 HORIZONTAL						Site : 03CH13-HY Condition: PEAK_74 3m HORN_91280_1326 VERTICAL																																																											
<table><tr><th></th><th>Limit</th><th>Read</th><th>Ant</th><th>Cable</th><th>Preamp</th><th>Aux</th><th>APos</th><th>TPos</th><th></th></tr><tr><th>Freq</th><th>Level</th><th>Line Margin</th><th>Level</th><th>Factor</th><th>Loss</th><th>Factor</th><th>Factor</th><th></th><th>Remark</th></tr><tr><th></th><th>MHz</th><th>dBuV/m</th><th>dBuV/m</th><th>dB</th><th>dBuV</th><th>dB/m</th><th>dB</th><th>dB</th><th>cm</th><th>deg</th></tr><tr><td>1</td><td>4804.00</td><td>39.22</td><td>74.00</td><td>-34.78</td><td>57.05</td><td>32.32</td><td>6.82</td><td>57.44</td><td>0.47</td><td>--</td><td>PEAK</td></tr><tr><td>2</td><td>4804.00</td><td>14.43</td><td>54.00</td><td>-39.57</td><td>--</td><td>--</td><td>--</td><td>--</td><td>--</td><td>--</td><td>Average</td></tr></table>													Limit	Read	Ant	Cable	Preamp	Aux	APos	TPos		Freq	Level	Line Margin	Level	Factor	Loss	Factor	Factor		Remark		MHz	dBuV/m	dBuV/m	dB	dBuV	dB/m	dB	dB	cm	deg	1	4804.00	39.22	74.00	-34.78	57.05	32.32	6.82	57.44	0.47	--	PEAK	2	4804.00	14.43	54.00	-39.57	--	--	--	--	--	--	Average
	Limit	Read	Ant	Cable	Preamp	Aux	APos	TPos																																																										
Freq	Level	Line Margin	Level	Factor	Loss	Factor	Factor		Remark																																																									
	MHz	dBuV/m	dBuV/m	dB	dBuV	dB/m	dB	dB	cm	deg																																																								
1	4804.00	39.22	74.00	-34.78	57.05	32.32	6.82	57.44	0.47	--	PEAK																																																							
2	4804.00	14.43	54.00	-39.57	--	--	--	--	--	--	Average																																																							

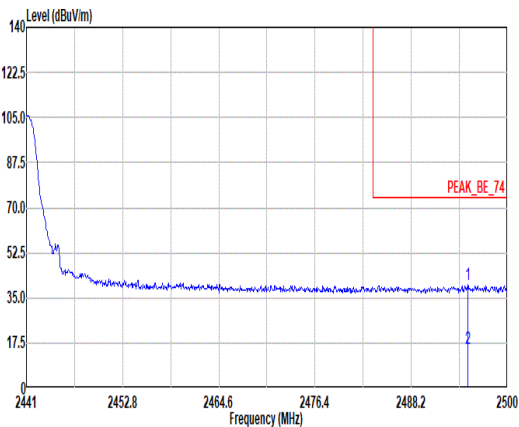


Mode	1	
	Harmonic	
	2400-2483.5_Bluetooth BR_GFSK_CH00_2402MHz	
ANT	1	
Pol.	Horizontal	Vertical
14.47G ~14.5G Avg.	 <p>Site : 03CH13-HY Condition: AVG_54 3m HORN_91200_1326 HORIZONTAL</p>	 <p>Site : 03CH13-HY Condition: AVG_54 3m HORN_91200_1326 VERTICAL</p>
17.7G ~18G Avg.	 <p>Site : 03CH13-HY Condition: AVG_54 3m HORN_91200_1326 HORIZONTAL</p>	 <p>Site : 03CH13-HY Condition: AVG_54 3m HORN_91200_1326 VERTICAL</p>

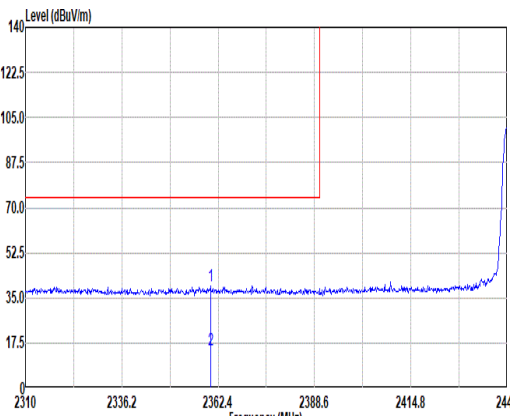
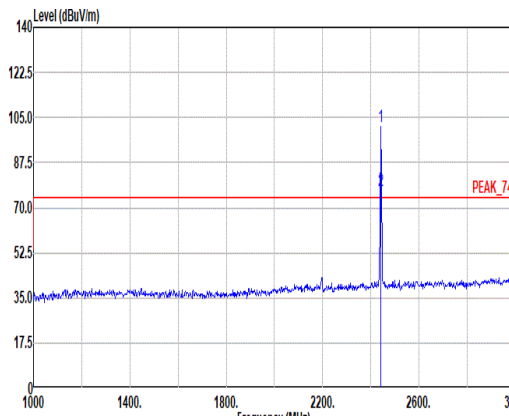


Mode	2																																																																																																																													
	Band Edge - L																																																																																																																													
	2400-2483.5_Bluetooth BR_GFSK_CH39_2441MHz																																																																																																																													
ANT	1																																																																																																																													
Pol.	Horizontal						Fundamental																																																																																																																							
Peak	<div><p>Site : 03CH13-HY Condition: PEAK_BE_74 3m HORN_91200_1326 HORIZONTAL : RBW:1000.000kHz VBW:3000.000kHz SMT:Auto</p><table><tr><th></th><th>Limit</th><th>Read</th><th>Ant</th><th>Cable</th><th>Preamp</th><th>Aux</th><th>APos</th><th>TPos</th><th></th></tr><tr><th>Freq</th><th>Level</th><th>Line</th><th>Margin</th><th>Level</th><th>Factor</th><th>Loss</th><th>Factor</th><th>Factor</th><th>Remark</th></tr><tr><th></th><th>MHz</th><th>dBuV/m</th><th>dBuV/m</th><th>dB</th><th>dBuV</th><th>dB/m</th><th>dB</th><th>dB</th><th>cm</th><th>deg</th></tr><tr><td>1</td><td>2333.84</td><td>39.46</td><td>74.00</td><td>-34.54</td><td>44.71</td><td>27.20</td><td>4.64</td><td>37.09</td><td>0.00</td><td>400</td><td>196</td><td>PEAK</td></tr><tr><td>2</td><td>2333.84</td><td>14.67</td><td>54.00</td><td>-39.33</td><td>--</td><td>--</td><td>--</td><td>--</td><td>--</td><td>400</td><td>196</td><td>AVERAGE</td></tr></table></div>							Limit	Read	Ant	Cable	Preamp	Aux	APos	TPos		Freq	Level	Line	Margin	Level	Factor	Loss	Factor	Factor	Remark		MHz	dBuV/m	dBuV/m	dB	dBuV	dB/m	dB	dB	cm	deg	1	2333.84	39.46	74.00	-34.54	44.71	27.20	4.64	37.09	0.00	400	196	PEAK	2	2333.84	14.67	54.00	-39.33	--	--	--	--	--	400	196	AVERAGE	<div><p>Site : 03CH13-HY Condition: PEAK_74 3m HORN_91200_1326 HORIZONTAL : RBW:1000.000kHz VBW:3000.000kHz SMT:Auto</p><table><tr><th></th><th>Limit</th><th>Read</th><th>Ant</th><th>Cable</th><th>Preamp</th><th>Aux</th><th>APos</th><th>TPos</th><th></th></tr><tr><th>Freq</th><th>Level</th><th>Line</th><th>Margin</th><th>Level</th><th>Factor</th><th>Loss</th><th>Factor</th><th>Factor</th><th>Remark</th></tr><tr><th></th><th>MHz</th><th>dBuV/m</th><th>dBuV/m</th><th>dB</th><th>dBuV</th><th>dB/m</th><th>dB</th><th>dB</th><th>cm</th><th>deg</th></tr><tr><td>1</td><td>2441.00</td><td>106.34</td><td>-----</td><td>-----</td><td>111.09</td><td>27.58</td><td>4.75</td><td>37.08</td><td>0.00</td><td>400</td><td>196</td><td>PEAK</td></tr><tr><td>2</td><td>2441.00</td><td>81.55</td><td>-----</td><td>-----</td><td>--</td><td>--</td><td>--</td><td>--</td><td>--</td><td>400</td><td>196</td><td>AVERAGE</td></tr></table></div>							Limit	Read	Ant	Cable	Preamp	Aux	APos	TPos		Freq	Level	Line	Margin	Level	Factor	Loss	Factor	Factor	Remark		MHz	dBuV/m	dBuV/m	dB	dBuV	dB/m	dB	dB	cm	deg	1	2441.00	106.34	-----	-----	111.09	27.58	4.75	37.08	0.00	400	196	PEAK	2	2441.00	81.55	-----	-----	--	--	--	--	--	400	196	AVERAGE
	Limit	Read	Ant	Cable	Preamp	Aux	APos	TPos																																																																																																																						
Freq	Level	Line	Margin	Level	Factor	Loss	Factor	Factor	Remark																																																																																																																					
	MHz	dBuV/m	dBuV/m	dB	dBuV	dB/m	dB	dB	cm	deg																																																																																																																				
1	2333.84	39.46	74.00	-34.54	44.71	27.20	4.64	37.09	0.00	400	196	PEAK																																																																																																																		
2	2333.84	14.67	54.00	-39.33	--	--	--	--	--	400	196	AVERAGE																																																																																																																		
	Limit	Read	Ant	Cable	Preamp	Aux	APos	TPos																																																																																																																						
Freq	Level	Line	Margin	Level	Factor	Loss	Factor	Factor	Remark																																																																																																																					
	MHz	dBuV/m	dBuV/m	dB	dBuV	dB/m	dB	dB	cm	deg																																																																																																																				
1	2441.00	106.34	-----	-----	111.09	27.58	4.75	37.08	0.00	400	196	PEAK																																																																																																																		
2	2441.00	81.55	-----	-----	--	--	--	--	--	400	196	AVERAGE																																																																																																																		



Mode	2																																																									
	Band Edge - R																																																									
	2400-2483.5_Bluetooth BR_GFSK_CH39_2441MHz																																																									
ANT	1																																																									
Pol.	Horizontal	Fundamental																																																								
Peak	<div><p>Site : 03CH13-HY Condition: PEAK_BE_74 3m HORN_91200_1326 HORIZONTAL : RBW:1000.000kHz VBW:3000.000kHz SMT:Auto</p><table><tr><th></th><th>Freq</th><th>Level</th><th>Limit</th><th>Line</th><th>Margin</th><th>Read</th><th>Ant</th><th>Cable</th><th>Preamp</th><th>Aux</th><th>APos</th><th>TPos</th><th>Remark</th></tr><tr><th></th><th>MHz</th><th>dBuV/m</th><th>dBuV/m</th><th>dB</th><th></th><th>dBuV</th><th>dB/m</th><th>dB</th><th>dB</th><th>dB</th><th>cm</th><th>deg</th><th></th></tr><tr><td>1</td><td>2495.10</td><td>40.05</td><td>74.00</td><td>-33.95</td><td></td><td>44.52</td><td>27.80</td><td>4.80</td><td>37.07</td><td>0.00</td><td>400</td><td>196</td><td>PEAK</td></tr><tr><td>2</td><td>2495.10</td><td>15.26</td><td>54.00</td><td>-38.74</td><td>--</td><td>--</td><td>--</td><td>--</td><td>--</td><td>--</td><td>400</td><td>196</td><td>AVERAGE</td></tr></table></div>		Freq	Level	Limit	Line	Margin	Read	Ant	Cable	Preamp	Aux	APos	TPos	Remark		MHz	dBuV/m	dBuV/m	dB		dBuV	dB/m	dB	dB	dB	cm	deg		1	2495.10	40.05	74.00	-33.95		44.52	27.80	4.80	37.07	0.00	400	196	PEAK	2	2495.10	15.26	54.00	-38.74	--	--	--	--	--	--	400	196	AVERAGE	Blank
	Freq	Level	Limit	Line	Margin	Read	Ant	Cable	Preamp	Aux	APos	TPos	Remark																																													
	MHz	dBuV/m	dBuV/m	dB		dBuV	dB/m	dB	dB	dB	cm	deg																																														
1	2495.10	40.05	74.00	-33.95		44.52	27.80	4.80	37.07	0.00	400	196	PEAK																																													
2	2495.10	15.26	54.00	-38.74	--	--	--	--	--	--	400	196	AVERAGE																																													

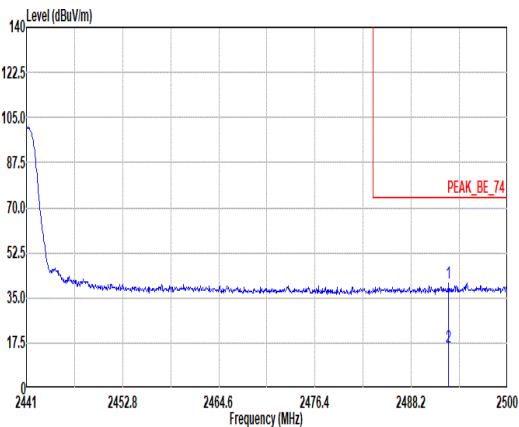


Mode	2																																																																																																																			
	Band Edge - L																																																																																																																			
	2400-2483.5_Bluetooth BR_GFSK_CH39_2441MHz																																																																																																																			
ANT	1																																																																																																																			
Pol.	Vertical	Fundamental																																																																																																																		
Peak	<div><p>Site : 03CH13-HY Condition: PEAK_BE_74 3m HORN_91200_1326 VERTICAL : RBW:1000.000kHz VBN:3000.000kHz SMT:Auto</p><table><tr><th></th><th>Limit</th><th>Read</th><th>Ant</th><th>Cable</th><th>Preamp</th><th>Aux</th><th>APos</th><th>TPos</th><th></th></tr><tr><th>Freq</th><th>Level</th><th>Line</th><th>Margin</th><th>Level</th><th>Factor</th><th>Loss</th><th>Factor</th><th>Factor</th><th>Remark</th></tr><tr><th></th><th>MHz</th><th>dBuV/m</th><th>dBuV/m</th><th>dB</th><th>dBuV</th><th>dB/m</th><th>dB</th><th>dB</th><th>cm</th><th>deg</th></tr><tr><td>1</td><td>2368.30</td><td>39.56</td><td>74.00</td><td>-34.44</td><td>44.69</td><td>27.30</td><td>4.66</td><td>37.09</td><td>0.00</td><td>400</td><td>145</td><td>PEAK</td></tr><tr><td>2</td><td>2368.30</td><td>14.77</td><td>54.00</td><td>-39.23</td><td>--</td><td>--</td><td>--</td><td>--</td><td>--</td><td>400</td><td>145</td><td>AVERAGE</td></tr></table></div>		Limit	Read	Ant	Cable	Preamp	Aux	APos	TPos		Freq	Level	Line	Margin	Level	Factor	Loss	Factor	Factor	Remark		MHz	dBuV/m	dBuV/m	dB	dBuV	dB/m	dB	dB	cm	deg	1	2368.30	39.56	74.00	-34.44	44.69	27.30	4.66	37.09	0.00	400	145	PEAK	2	2368.30	14.77	54.00	-39.23	--	--	--	--	--	400	145	AVERAGE	<div><p>Site : 03CH13-HY Condition: PEAK_74 3m HORN_91200_1326 VERTICAL : RBW:1000.000kHz VBN:3000.000kHz SMT:Auto</p><table><tr><th></th><th>Limit</th><th>Read</th><th>Ant</th><th>Cable</th><th>Preamp</th><th>Aux</th><th>APos</th><th>TPos</th><th></th></tr><tr><th>Freq</th><th>Level</th><th>Line</th><th>Margin</th><th>Level</th><th>Factor</th><th>Loss</th><th>Factor</th><th>Factor</th><th>Remark</th></tr><tr><th></th><th>MHz</th><th>dBuV/m</th><th>dBuV/m</th><th>dB</th><th>dBuV</th><th>dB/m</th><th>dB</th><th>dB</th><th>cm</th><th>deg</th></tr><tr><td>1</td><td>2441.00</td><td>101.63</td><td>-----</td><td>-----</td><td>106.38</td><td>27.58</td><td>4.75</td><td>37.08</td><td>0.00</td><td>400</td><td>145</td><td>PEAK</td></tr><tr><td>2</td><td>2441.00</td><td>76.84</td><td>-----</td><td>-----</td><td>--</td><td>--</td><td>--</td><td>--</td><td>--</td><td>400</td><td>145</td><td>AVERAGE</td></tr></table></div>		Limit	Read	Ant	Cable	Preamp	Aux	APos	TPos		Freq	Level	Line	Margin	Level	Factor	Loss	Factor	Factor	Remark		MHz	dBuV/m	dBuV/m	dB	dBuV	dB/m	dB	dB	cm	deg	1	2441.00	101.63	-----	-----	106.38	27.58	4.75	37.08	0.00	400	145	PEAK	2	2441.00	76.84	-----	-----	--	--	--	--	--	400	145	AVERAGE
	Limit	Read	Ant	Cable	Preamp	Aux	APos	TPos																																																																																																												
Freq	Level	Line	Margin	Level	Factor	Loss	Factor	Factor	Remark																																																																																																											
	MHz	dBuV/m	dBuV/m	dB	dBuV	dB/m	dB	dB	cm	deg																																																																																																										
1	2368.30	39.56	74.00	-34.44	44.69	27.30	4.66	37.09	0.00	400	145	PEAK																																																																																																								
2	2368.30	14.77	54.00	-39.23	--	--	--	--	--	400	145	AVERAGE																																																																																																								
	Limit	Read	Ant	Cable	Preamp	Aux	APos	TPos																																																																																																												
Freq	Level	Line	Margin	Level	Factor	Loss	Factor	Factor	Remark																																																																																																											
	MHz	dBuV/m	dBuV/m	dB	dBuV	dB/m	dB	dB	cm	deg																																																																																																										
1	2441.00	101.63	-----	-----	106.38	27.58	4.75	37.08	0.00	400	145	PEAK																																																																																																								
2	2441.00	76.84	-----	-----	--	--	--	--	--	400	145	AVERAGE																																																																																																								

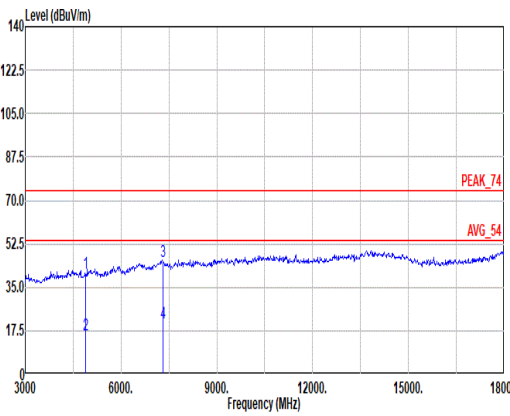
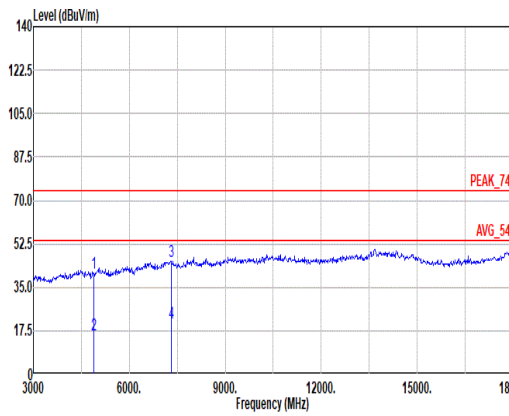


FCC RADIO TEST REPORT

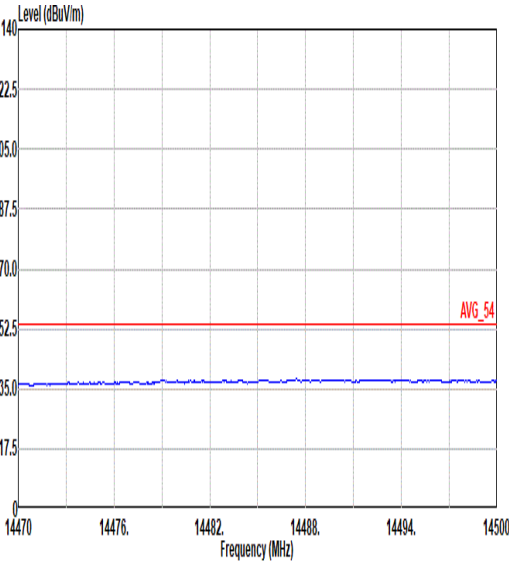
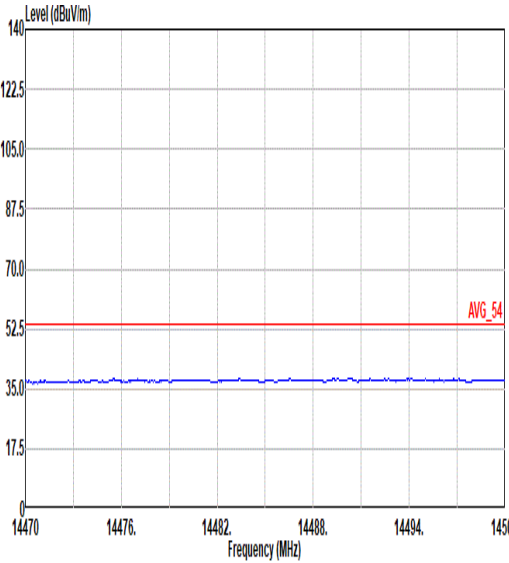
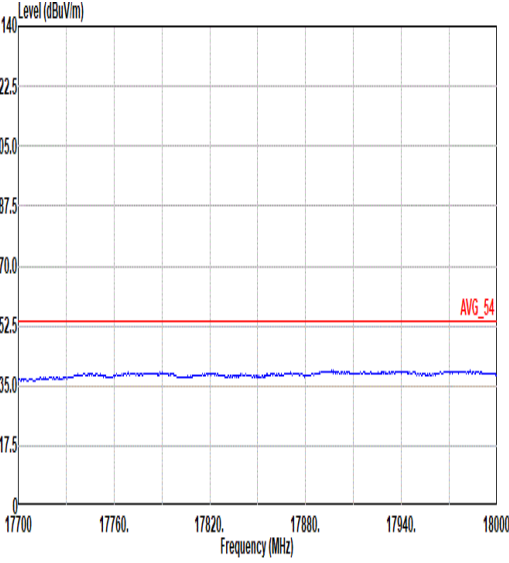
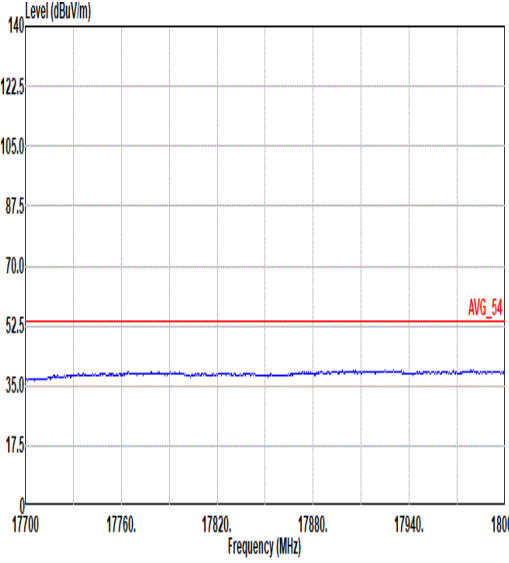
Report No. :FR450901A

Mode	2																																																									
	Band Edge - R																																																									
	2400-2483.5_Bluetooth BR_GFSK_CH39_2441MHz																																																									
ANT	1																																																									
Pol.	Vertical	Fundamental																																																								
Peak	<div><p>Site : 03CH13-HY Condition: PEAK_BE_74 3m HORN_91200_1326 VERTICAL : RBW:1000.000kHz VBW:3000.000kHz SMT:Auto</p><table><tr><th></th><th>Freq</th><th>Level</th><th>Limit</th><th>Line</th><th>Margin</th><th>Read</th><th>Ant</th><th>Cable</th><th>Preamp</th><th>Aux</th><th>APos</th><th>TPos</th><th>Remark</th></tr><tr><th></th><th>MHz</th><th>dBuV/m</th><th>dBuV/m</th><th>dB</th><th></th><th>dBuV</th><th>dB/m</th><th>dB</th><th>dB</th><th>dB</th><th>cm</th><th>deg</th><th></th></tr><tr><td>1</td><td>2492.80</td><td>40.71</td><td>74.00</td><td>-33.29</td><td></td><td>45.18</td><td>27.80</td><td>4.80</td><td>37.07</td><td>0.00</td><td>400</td><td>145</td><td>PEAK</td></tr><tr><td>2</td><td>2492.80</td><td>15.92</td><td>54.00</td><td>-38.08</td><td>--</td><td>--</td><td>--</td><td>--</td><td>--</td><td>--</td><td>400</td><td>145</td><td>AVERAGE</td></tr></table></div>		Freq	Level	Limit	Line	Margin	Read	Ant	Cable	Preamp	Aux	APos	TPos	Remark		MHz	dBuV/m	dBuV/m	dB		dBuV	dB/m	dB	dB	dB	cm	deg		1	2492.80	40.71	74.00	-33.29		45.18	27.80	4.80	37.07	0.00	400	145	PEAK	2	2492.80	15.92	54.00	-38.08	--	--	--	--	--	--	400	145	AVERAGE	Blank
	Freq	Level	Limit	Line	Margin	Read	Ant	Cable	Preamp	Aux	APos	TPos	Remark																																													
	MHz	dBuV/m	dBuV/m	dB		dBuV	dB/m	dB	dB	dB	cm	deg																																														
1	2492.80	40.71	74.00	-33.29		45.18	27.80	4.80	37.07	0.00	400	145	PEAK																																													
2	2492.80	15.92	54.00	-38.08	--	--	--	--	--	--	400	145	AVERAGE																																													

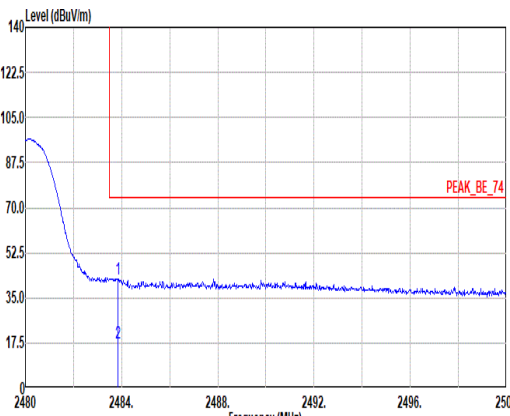
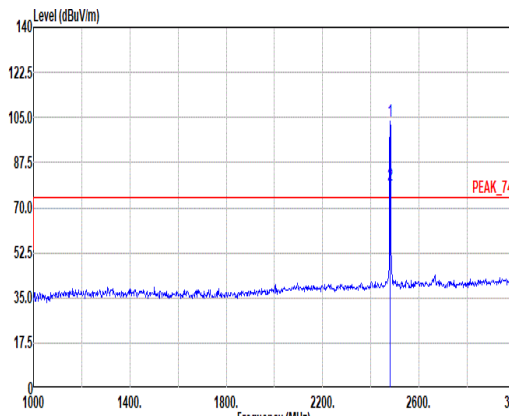


Mode	2																																																																																																																																																																																					
	Harmonic																																																																																																																																																																																					
	2400-2483.5_Bluetooth BR_GFSK_CH39_2441MHz																																																																																																																																																																																					
ANT	1																																																																																																																																																																																					
Pol.	Horizontal						Vertical																																																																																																																																																																															
Peak Avg.																																																																																																																																																																																						
	Site : 03CH13-HY Condition: PEAK_74 3m HORN_91280_1326 HORIZONTAL						Site : 03CH13-HY Condition: PEAK_74 3m HORN_91280_1326 VERTICAL																																																																																																																																																																															
<table><tr><th></th><th>Limit</th><th>Read</th><th>Ant</th><th>Cable</th><th>Preamp</th><th>Aux</th><th>APos</th><th>TPos</th><th>Remark</th></tr><tr><th>Freq</th><th>Level</th><th>Line</th><th>Margin</th><th>Level</th><th>Factor</th><th>Loss</th><th>Factor</th><th>Factor</th><th></th></tr><tr><th></th><th>MHz</th><th>dBuV/m</th><th>dBuV/m</th><th>dB</th><th>dBuV</th><th>dB/m</th><th>dB</th><th>dB</th><th>cm</th><th>deg</th></tr><tr><td>1</td><td>4882.00</td><td>40.58</td><td>74.00</td><td>-33.42</td><td>57.65</td><td>32.66</td><td>7.08</td><td>57.26</td><td>0.45</td><td>--</td><td>PEAK</td></tr><tr><td>2</td><td>4882.00</td><td>15.79</td><td>54.00</td><td>-38.21</td><td>--</td><td>--</td><td>--</td><td>--</td><td>--</td><td>--</td><td>Average</td></tr><tr><td>3</td><td>7323.00</td><td>45.53</td><td>74.00</td><td>-28.47</td><td>56.55</td><td>36.91</td><td>8.95</td><td>57.40</td><td>0.52</td><td>--</td><td>PEAK</td></tr><tr><td>4</td><td>7323.00</td><td>20.74</td><td>54.00</td><td>-33.26</td><td>--</td><td>--</td><td>--</td><td>--</td><td>--</td><td>--</td><td>Average</td></tr></table>													Limit	Read	Ant	Cable	Preamp	Aux	APos	TPos	Remark	Freq	Level	Line	Margin	Level	Factor	Loss	Factor	Factor			MHz	dBuV/m	dBuV/m	dB	dBuV	dB/m	dB	dB	cm	deg	1	4882.00	40.58	74.00	-33.42	57.65	32.66	7.08	57.26	0.45	--	PEAK	2	4882.00	15.79	54.00	-38.21	--	--	--	--	--	--	Average	3	7323.00	45.53	74.00	-28.47	56.55	36.91	8.95	57.40	0.52	--	PEAK	4	7323.00	20.74	54.00	-33.26	--	--	--	--	--	--	Average	<table><tr><th></th><th>Limit</th><th>Read</th><th>Ant</th><th>Cable</th><th>Preamp</th><th>Aux</th><th>APos</th><th>TPos</th><th>Remark</th></tr><tr><th>Freq</th><th>Level</th><th>Line</th><th>Margin</th><th>Level</th><th>Factor</th><th>Loss</th><th>Factor</th><th>Factor</th><th></th></tr><tr><th></th><th>MHz</th><th>dBuV/m</th><th>dBuV/m</th><th>dB</th><th>dBuV</th><th>dB/m</th><th>dB</th><th>dB</th><th>dB</th><th>cm</th><th>deg</th></tr><tr><td>1</td><td>4882.00</td><td>40.68</td><td>74.00</td><td>-33.32</td><td>57.75</td><td>32.66</td><td>7.08</td><td>57.26</td><td>0.45</td><td>--</td><td>PEAK</td></tr><tr><td>2</td><td>4882.00</td><td>15.89</td><td>54.00</td><td>-38.11</td><td>--</td><td>--</td><td>--</td><td>--</td><td>--</td><td>--</td><td>Average</td></tr><tr><td>3</td><td>7323.00</td><td>45.63</td><td>74.00</td><td>-28.37</td><td>56.65</td><td>36.91</td><td>8.95</td><td>57.40</td><td>0.52</td><td>--</td><td>PEAK</td></tr><tr><td>4</td><td>7323.00</td><td>20.84</td><td>54.00</td><td>-33.16</td><td>--</td><td>--</td><td>--</td><td>--</td><td>--</td><td>--</td><td>Average</td></tr></table>													Limit	Read	Ant	Cable	Preamp	Aux	APos	TPos	Remark	Freq	Level	Line	Margin	Level	Factor	Loss	Factor	Factor			MHz	dBuV/m	dBuV/m	dB	dBuV	dB/m	dB	dB	dB	cm	deg	1	4882.00	40.68	74.00	-33.32	57.75	32.66	7.08	57.26	0.45	--	PEAK	2	4882.00	15.89	54.00	-38.11	--	--	--	--	--	--	Average	3	7323.00	45.63	74.00	-28.37	56.65	36.91	8.95	57.40	0.52	--	PEAK	4	7323.00	20.84	54.00	-33.16	--	--	--	--	--	--	Average
	Limit	Read	Ant	Cable	Preamp	Aux	APos	TPos	Remark																																																																																																																																																																													
Freq	Level	Line	Margin	Level	Factor	Loss	Factor	Factor																																																																																																																																																																														
	MHz	dBuV/m	dBuV/m	dB	dBuV	dB/m	dB	dB	cm	deg																																																																																																																																																																												
1	4882.00	40.58	74.00	-33.42	57.65	32.66	7.08	57.26	0.45	--	PEAK																																																																																																																																																																											
2	4882.00	15.79	54.00	-38.21	--	--	--	--	--	--	Average																																																																																																																																																																											
3	7323.00	45.53	74.00	-28.47	56.55	36.91	8.95	57.40	0.52	--	PEAK																																																																																																																																																																											
4	7323.00	20.74	54.00	-33.26	--	--	--	--	--	--	Average																																																																																																																																																																											
	Limit	Read	Ant	Cable	Preamp	Aux	APos	TPos	Remark																																																																																																																																																																													
Freq	Level	Line	Margin	Level	Factor	Loss	Factor	Factor																																																																																																																																																																														
	MHz	dBuV/m	dBuV/m	dB	dBuV	dB/m	dB	dB	dB	cm	deg																																																																																																																																																																											
1	4882.00	40.68	74.00	-33.32	57.75	32.66	7.08	57.26	0.45	--	PEAK																																																																																																																																																																											
2	4882.00	15.89	54.00	-38.11	--	--	--	--	--	--	Average																																																																																																																																																																											
3	7323.00	45.63	74.00	-28.37	56.65	36.91	8.95	57.40	0.52	--	PEAK																																																																																																																																																																											
4	7323.00	20.84	54.00	-33.16	--	--	--	--	--	--	Average																																																																																																																																																																											

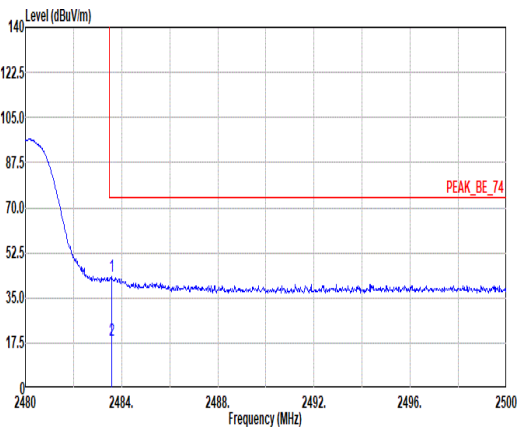
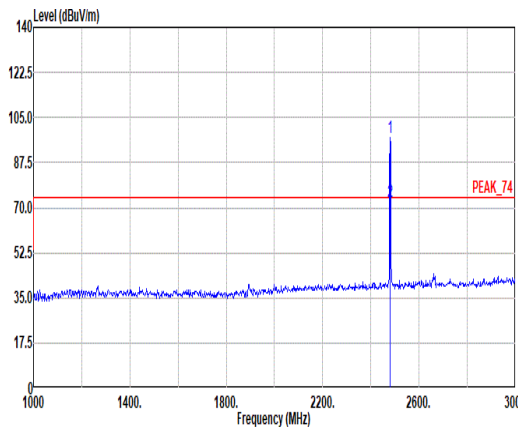


Mode	2	
	Harmonic	
	2400-2483.5_Bluetooth BR_GFSK_CH39_2441MHz	
ANT	1	
Pol.	Horizontal	Vertical
14.47G ~14.5G Avg.	 <p>Site : 03CH13-HY Condition: AVG_54 3m HORN_91200_1326 HORIZONTAL</p>	 <p>Site : 03CH13-HY Condition: AVG_54 3m HORN_91200_1326 VERTICAL</p>
17.7G ~18G Avg.	 <p>Site : 03CH13-HY Condition: AVG_54 3m HORN_91200_1326 HORIZONTAL</p>	 <p>Site : 03CH13-HY Condition: AVG_54 3m HORN_91200_1326 VERTICAL</p>

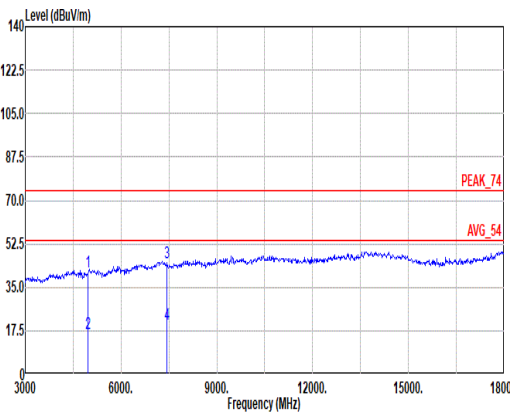
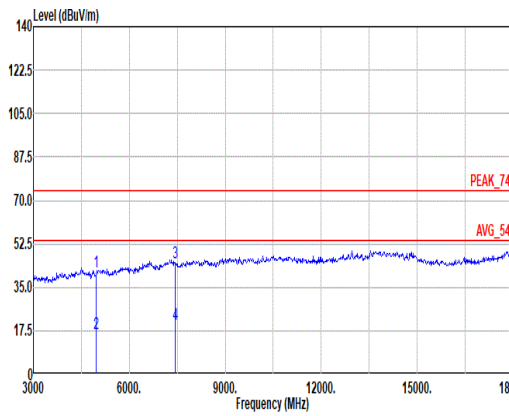


Mode	3																																																																																																																													
	Band Edge																																																																																																																													
	2400-2483.5_Bluetooth BR_GFSK_CH78_2480MHz																																																																																																																													
ANT	1																																																																																																																													
Pol.	Horizontal						Fundamental																																																																																																																							
Peak	<div><p>Site : 03CH13-HY Condition: PEAK_BE_74 3m HORN_91200_1326 HORIZONTAL : RBW:1000.000kHz VBW:3000.000kHz SMT:Auto</p><table><tr><th></th><th>Limit</th><th>Read</th><th>Ant</th><th>Cable</th><th>Preamp</th><th>Aux</th><th>APos</th><th>TPos</th><th></th></tr><tr><th>Freq</th><th>Level</th><th>Line</th><th>Margin</th><th>Level</th><th>Factor</th><th>Loss</th><th>Factor</th><th>Factor</th><th>Remark</th></tr><tr><th></th><th>MHz</th><th>dBuV/m</th><th>dBuV/m</th><th>dB</th><th>dBuV</th><th>dB/m</th><th>dB</th><th>dB</th><th>cm</th><th>deg</th></tr><tr><td>1</td><td>2483.86</td><td>42.41</td><td>74.00</td><td>-31.59</td><td>46.89</td><td>27.80</td><td>4.79</td><td>37.07</td><td>0.00</td><td>337</td><td>195</td><td>PEAK</td></tr><tr><td>2</td><td>2483.86</td><td>17.62</td><td>54.00</td><td>-36.38</td><td>--</td><td>--</td><td>--</td><td>--</td><td>--</td><td>337</td><td>195</td><td>AVERAGE</td></tr></table></div>							Limit	Read	Ant	Cable	Preamp	Aux	APos	TPos		Freq	Level	Line	Margin	Level	Factor	Loss	Factor	Factor	Remark		MHz	dBuV/m	dBuV/m	dB	dBuV	dB/m	dB	dB	cm	deg	1	2483.86	42.41	74.00	-31.59	46.89	27.80	4.79	37.07	0.00	337	195	PEAK	2	2483.86	17.62	54.00	-36.38	--	--	--	--	--	337	195	AVERAGE	<div><p>Site : 03CH13-HY Condition: PEAK_74 3m HORN_91200_1326 HORIZONTAL : RBW:1000.000kHz VBW:3000.000kHz SMT:Auto</p><table><tr><th></th><th>Limit</th><th>Read</th><th>Ant</th><th>Cable</th><th>Preamp</th><th>Aux</th><th>APos</th><th>TPos</th><th></th></tr><tr><th>Freq</th><th>Level</th><th>Line</th><th>Margin</th><th>Level</th><th>Factor</th><th>Loss</th><th>Factor</th><th>Factor</th><th>Remark</th></tr><tr><th></th><th>MHz</th><th>dBuV/m</th><th>dBuV/m</th><th>dB</th><th>dBuV</th><th>dB/m</th><th>dB</th><th>dB</th><th>cm</th><th>deg</th></tr><tr><td>1</td><td>2480.00</td><td>103.43</td><td>-----</td><td>-----</td><td>107.91</td><td>27.80</td><td>4.79</td><td>37.07</td><td>0.00</td><td>337</td><td>195</td><td>PEAK</td></tr><tr><td>2</td><td>2480.00</td><td>78.64</td><td>-----</td><td>-----</td><td>--</td><td>--</td><td>--</td><td>--</td><td>--</td><td>337</td><td>195</td><td>AVERAGE</td></tr></table></div>							Limit	Read	Ant	Cable	Preamp	Aux	APos	TPos		Freq	Level	Line	Margin	Level	Factor	Loss	Factor	Factor	Remark		MHz	dBuV/m	dBuV/m	dB	dBuV	dB/m	dB	dB	cm	deg	1	2480.00	103.43	-----	-----	107.91	27.80	4.79	37.07	0.00	337	195	PEAK	2	2480.00	78.64	-----	-----	--	--	--	--	--	337	195	AVERAGE
	Limit	Read	Ant	Cable	Preamp	Aux	APos	TPos																																																																																																																						
Freq	Level	Line	Margin	Level	Factor	Loss	Factor	Factor	Remark																																																																																																																					
	MHz	dBuV/m	dBuV/m	dB	dBuV	dB/m	dB	dB	cm	deg																																																																																																																				
1	2483.86	42.41	74.00	-31.59	46.89	27.80	4.79	37.07	0.00	337	195	PEAK																																																																																																																		
2	2483.86	17.62	54.00	-36.38	--	--	--	--	--	337	195	AVERAGE																																																																																																																		
	Limit	Read	Ant	Cable	Preamp	Aux	APos	TPos																																																																																																																						
Freq	Level	Line	Margin	Level	Factor	Loss	Factor	Factor	Remark																																																																																																																					
	MHz	dBuV/m	dBuV/m	dB	dBuV	dB/m	dB	dB	cm	deg																																																																																																																				
1	2480.00	103.43	-----	-----	107.91	27.80	4.79	37.07	0.00	337	195	PEAK																																																																																																																		
2	2480.00	78.64	-----	-----	--	--	--	--	--	337	195	AVERAGE																																																																																																																		

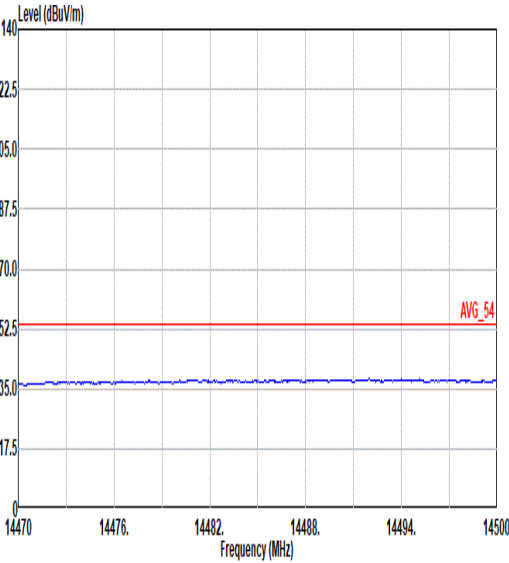
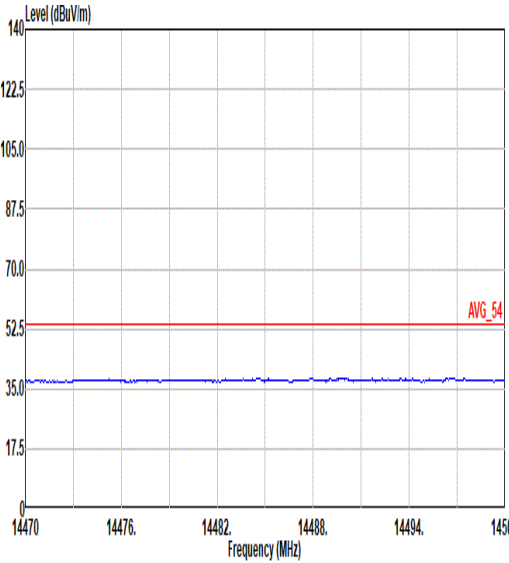
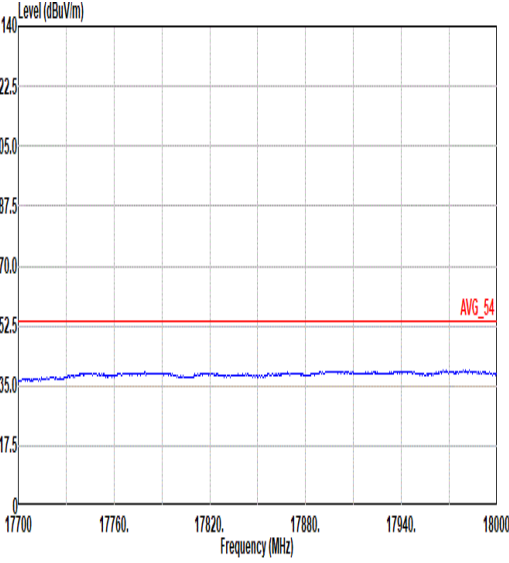
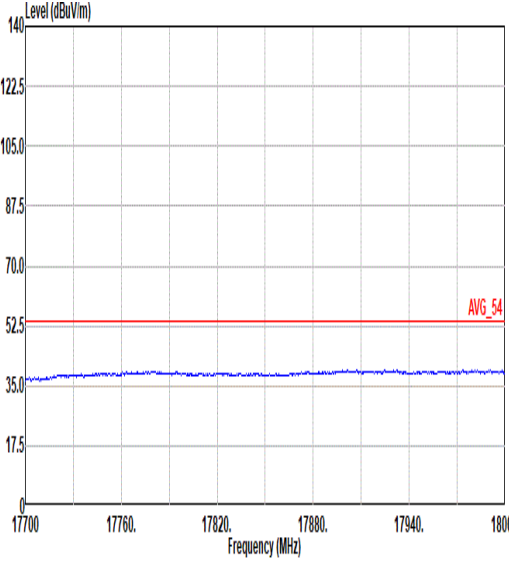


Mode	3																																																																																																																			
	Band Edge																																																																																																																			
	2400-2483.5_Bluetooth BR_GFSK_CH78_2480MHz																																																																																																																			
ANT	1																																																																																																																			
Pol.	Vertical	Fundamental																																																																																																																		
Peak	<div><p>Site : 03CH13-HY Condition: PEAK_BE_74 3m HORN_91200_1326 VERTICAL : RBW:1000.000kHz VBW:3000.000kHz SMT:Auto</p><table><tr><th></th><th>Limit</th><th>Read</th><th>Ant</th><th>Cable</th><th>Preamp</th><th>Aux</th><th>APos</th><th>TPos</th><th></th></tr><tr><th>Freq</th><th>Level</th><th>Line</th><th>Margin</th><th>Level</th><th>Factor</th><th>Loss</th><th>Factor</th><th>Factor</th><th>Remark</th></tr><tr><th></th><th>MHz</th><th>dBuV/m</th><th>dBuV/m</th><th>dB</th><th>dBuV</th><th>dB/m</th><th>dB</th><th>dB</th><th>cm</th><th>deg</th></tr><tr><td>1</td><td>2483.58</td><td>43.25</td><td>74.00</td><td>-30.75</td><td>47.73</td><td>27.80</td><td>4.79</td><td>37.07</td><td>0.00</td><td>400</td><td>253</td><td>PEAK</td></tr><tr><td>2</td><td>2483.58</td><td>18.46</td><td>54.00</td><td>-35.54</td><td>--</td><td>--</td><td>--</td><td>--</td><td>--</td><td>400</td><td>253</td><td>AVERAGE</td></tr></table></div>		Limit	Read	Ant	Cable	Preamp	Aux	APos	TPos		Freq	Level	Line	Margin	Level	Factor	Loss	Factor	Factor	Remark		MHz	dBuV/m	dBuV/m	dB	dBuV	dB/m	dB	dB	cm	deg	1	2483.58	43.25	74.00	-30.75	47.73	27.80	4.79	37.07	0.00	400	253	PEAK	2	2483.58	18.46	54.00	-35.54	--	--	--	--	--	400	253	AVERAGE	<div><p>Site : 03CH13-HY Condition: PEAK_74 3m HORN_91200_1326 VERTICAL : RBW:1000.000kHz VBW:3000.000kHz SMT:Auto</p><table><tr><th></th><th>Limit</th><th>Read</th><th>Ant</th><th>Cable</th><th>Preamp</th><th>Aux</th><th>APos</th><th>TPos</th><th></th></tr><tr><th>Freq</th><th>Level</th><th>Line</th><th>Margin</th><th>Level</th><th>Factor</th><th>Loss</th><th>Factor</th><th>Factor</th><th>Remark</th></tr><tr><th></th><th>MHz</th><th>dBuV/m</th><th>dBuV/m</th><th>dB</th><th>dBuV</th><th>dB/m</th><th>dB</th><th>dB</th><th>cm</th><th>deg</th></tr><tr><td>1</td><td>2480.00</td><td>97.16</td><td>-----</td><td>-----</td><td>101.64</td><td>27.80</td><td>4.79</td><td>37.07</td><td>0.00</td><td>400</td><td>253</td><td>PEAK</td></tr><tr><td>2</td><td>2480.00</td><td>72.37</td><td>-----</td><td>-----</td><td>--</td><td>--</td><td>--</td><td>--</td><td>--</td><td>400</td><td>253</td><td>AVERAGE</td></tr></table></div>		Limit	Read	Ant	Cable	Preamp	Aux	APos	TPos		Freq	Level	Line	Margin	Level	Factor	Loss	Factor	Factor	Remark		MHz	dBuV/m	dBuV/m	dB	dBuV	dB/m	dB	dB	cm	deg	1	2480.00	97.16	-----	-----	101.64	27.80	4.79	37.07	0.00	400	253	PEAK	2	2480.00	72.37	-----	-----	--	--	--	--	--	400	253	AVERAGE
		Limit	Read	Ant	Cable	Preamp	Aux	APos	TPos																																																																																																											
Freq	Level	Line	Margin	Level	Factor	Loss	Factor	Factor	Remark																																																																																																											
	MHz	dBuV/m	dBuV/m	dB	dBuV	dB/m	dB	dB	cm	deg																																																																																																										
1	2483.58	43.25	74.00	-30.75	47.73	27.80	4.79	37.07	0.00	400	253	PEAK																																																																																																								
2	2483.58	18.46	54.00	-35.54	--	--	--	--	--	400	253	AVERAGE																																																																																																								
	Limit	Read	Ant	Cable	Preamp	Aux	APos	TPos																																																																																																												
Freq	Level	Line	Margin	Level	Factor	Loss	Factor	Factor	Remark																																																																																																											
	MHz	dBuV/m	dBuV/m	dB	dBuV	dB/m	dB	dB	cm	deg																																																																																																										
1	2480.00	97.16	-----	-----	101.64	27.80	4.79	37.07	0.00	400	253	PEAK																																																																																																								
2	2480.00	72.37	-----	-----	--	--	--	--	--	400	253	AVERAGE																																																																																																								

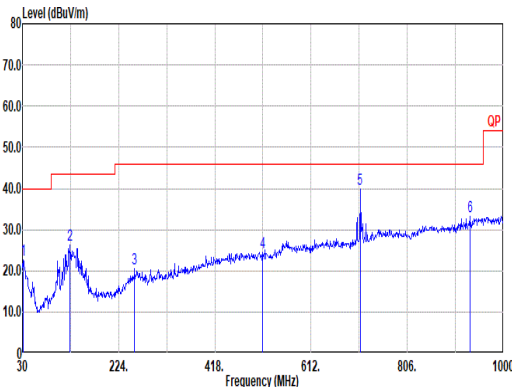
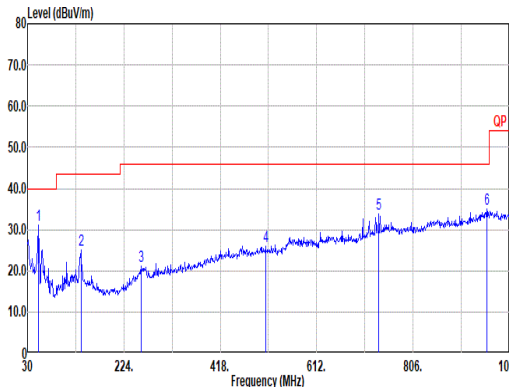


Mode	3												
	Harmonic												
	2400-2483.5_Bluetooth BR_GFSK_CH78_2480MHz												
ANT	1												
Pol.	Horizontal						Vertical						
Peak Avg.													
	Site : 03CH13-HY Condition: PEAK_74 3m HORN_91280_1326 HORIZONTAL						Site : 03CH13-HY Condition: PEAK_74 3m HORN_91280_1326 VERTICAL						
		Limit		Read		Ant	Cable	Preamp	Aux	APos	TPos	Remark	
Freq		Level	Line Margin	Level	Factor	Loss	Factor	Factor					
	MHz	dBuV/m	dBuV/m	dB	dBuV	dB/m	dB	dB	dB	cm	deg		
1	4968.00	41.43	74.00	-32.57	57.69	33.06	7.35	57.09	0.42	--	--	PEAK	
2	4968.00	16.64	54.00	-37.36	--	--	--	--	--	--	--	Average	
3	7448.00	45.18	74.00	-28.90	56.84	36.42	8.98	57.62	0.48	--	--	PEAK	
4	7448.00	20.31	54.00	-33.69	--	--	--	--	--	--	--	Average	
		Limit		Read		Ant	Cable	Preamp	Aux	APos	TPos	Remark	
Freq		Level	Line Margin	Level	Factor	Loss	Factor	Factor					
	MHz	dBuV/m	dBuV/m	dB	dBuV	dB/m	dB	dB	dB	cm	deg		
1	4968.00	41.19	74.00	-32.81	57.45	33.06	7.35	57.09	0.42	--	--	PEAK	
2	4968.00	16.40	54.00	-37.60	--	--	--	--	--	--	--	Average	
3	7448.00	44.64	74.00	-29.36	56.38	36.42	8.98	57.62	0.48	--	--	PEAK	
4	7448.00	19.85	54.00	-34.15	--	--	--	--	--	--	--	Average	

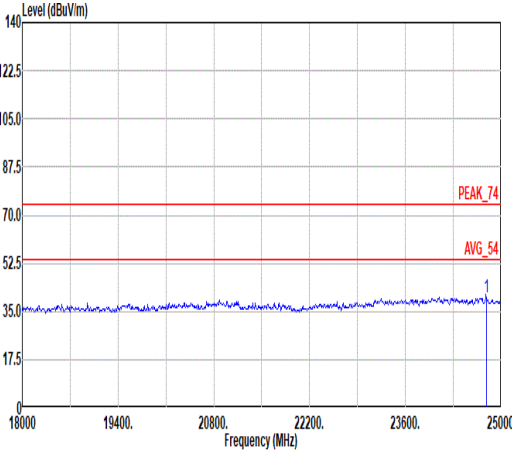
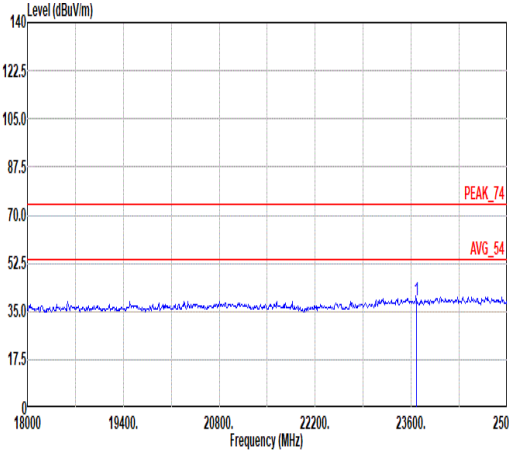


Mode	3	
	Harmonic	
	2400-2483.5_Bluetooth BR_GFSK_CH78_2480MHz	
ANT	1	
Pol.	Horizontal	Vertical
14.47G ~14.5G Avg.	 <p>Site : 03CH13-HY Condition: AVG_54 3m HORN_91200_1326 HORIZONTAL</p>	 <p>Site : 03CH13-HY Condition: AVG_54 3m HORN_91200_1326 VERTICAL</p>
17.7G ~18G Avg.	 <p>Site : 03CH13-HY Condition: AVG_54 3m HORN_91200_1326 HORIZONTAL</p>	 <p>Site : 03CH13-HY Condition: AVG_54 3m HORN_91200_1326 VERTICAL</p>



Mode	4																																																																																																																												
	LF																																																																																																																												
	2400-2483.5_Bluetooth BR_GFSK_CH39_2441MHz																																																																																																																												
ANT	1																																																																																																																												
Pol.	Horizontal							Vertical																																																																																																																					
QP/ Peak																																																																																																																													
	Site : 03CH13-HY Condition: QP 3m BILOG_40103 HORIZONTAL																																																																																																																												
	<table><tr><th></th><th>Freq</th><th>Level</th><th>Limit</th><th>Line</th><th>Margin</th><th>Read</th><th>Ant</th><th>Cable</th><th>Preamp</th><th>Aux</th><th>APos</th><th>TPos</th><th>Remark</th></tr><tr><th></th><th>MHz</th><th>dBuV/m</th><th>dBuV/m</th><th>dB</th><th>dB</th><th>dBuV</th><th>dB/m</th><th>dB</th><th>dB</th><th>dB</th><th>cm</th><th>deg</th><th></th></tr><tr><td>1</td><td>30.97</td><td>22.63</td><td>40.00</td><td>-17.37</td><td>29.03</td><td>24.82</td><td>1.05</td><td>32.32</td><td>0.05</td><td>--</td><td>--</td><td>--</td><td>Peak</td></tr><tr><td>2</td><td>126.03</td><td>26.34</td><td>43.50</td><td>-17.16</td><td>39.41</td><td>17.60</td><td>1.52</td><td>32.25</td><td>0.06</td><td>--</td><td>--</td><td>--</td><td>Peak</td></tr><tr><td>3</td><td>256.01</td><td>20.61</td><td>46.00</td><td>-25.39</td><td>31.38</td><td>19.36</td><td>1.89</td><td>32.13</td><td>0.11</td><td>--</td><td>--</td><td>--</td><td>Peak</td></tr><tr><td>4</td><td>515.00</td><td>24.55</td><td>46.00</td><td>-21.45</td><td>30.09</td><td>24.10</td><td>2.44</td><td>32.19</td><td>0.11</td><td>--</td><td>--</td><td>--</td><td>Peak</td></tr><tr><td>5</td><td>710.94</td><td>39.71</td><td>46.00</td><td>-6.29</td><td>42.08</td><td>26.84</td><td>2.77</td><td>32.12</td><td>0.14</td><td>--</td><td>--</td><td>--</td><td>Peak</td></tr><tr><td>6</td><td>932.10</td><td>33.11</td><td>46.00</td><td>-12.89</td><td>30.85</td><td>30.13</td><td>3.08</td><td>31.15</td><td>0.20</td><td>--</td><td>--</td><td>--</td><td>Peak</td></tr></table>															Freq	Level	Limit	Line	Margin	Read	Ant	Cable	Preamp	Aux	APos	TPos	Remark		MHz	dBuV/m	dBuV/m	dB	dB	dBuV	dB/m	dB	dB	dB	cm	deg		1	30.97	22.63	40.00	-17.37	29.03	24.82	1.05	32.32	0.05	--	--	--	Peak	2	126.03	26.34	43.50	-17.16	39.41	17.60	1.52	32.25	0.06	--	--	--	Peak	3	256.01	20.61	46.00	-25.39	31.38	19.36	1.89	32.13	0.11	--	--	--	Peak	4	515.00	24.55	46.00	-21.45	30.09	24.10	2.44	32.19	0.11	--	--	--	Peak	5	710.94	39.71	46.00	-6.29	42.08	26.84	2.77	32.12	0.14	--	--	--	Peak	6	932.10	33.11	46.00	-12.89	30.85	30.13	3.08	31.15	0.20	--	--	--
	Freq	Level	Limit	Line	Margin	Read	Ant	Cable	Preamp	Aux	APos	TPos	Remark																																																																																																																
	MHz	dBuV/m	dBuV/m	dB	dB	dBuV	dB/m	dB	dB	dB	cm	deg																																																																																																																	
1	30.97	22.63	40.00	-17.37	29.03	24.82	1.05	32.32	0.05	--	--	--	Peak																																																																																																																
2	126.03	26.34	43.50	-17.16	39.41	17.60	1.52	32.25	0.06	--	--	--	Peak																																																																																																																
3	256.01	20.61	46.00	-25.39	31.38	19.36	1.89	32.13	0.11	--	--	--	Peak																																																																																																																
4	515.00	24.55	46.00	-21.45	30.09	24.10	2.44	32.19	0.11	--	--	--	Peak																																																																																																																
5	710.94	39.71	46.00	-6.29	42.08	26.84	2.77	32.12	0.14	--	--	--	Peak																																																																																																																
6	932.10	33.11	46.00	-12.89	30.85	30.13	3.08	31.15	0.20	--	--	--	Peak																																																																																																																
QP/ Peak																																																																																																																													
	Site : 03CH13-HY Condition: QP 3m BILOG_40103 VERTICAL																																																																																																																												
	<table><tr><th></th><th>Freq</th><th>Level</th><th>Limit</th><th>Line</th><th>Margin</th><th>Read</th><th>Ant</th><th>Cable</th><th>Preamp</th><th>Aux</th><th>APos</th><th>TPos</th><th>Remark</th></tr><tr><th></th><th>MHz</th><th>dBuV/m</th><th>dBuV/m</th><th>dB</th><th>dB</th><th>dBuV</th><th>dB/m</th><th>dB</th><th>dB</th><th>dB</th><th>cm</th><th>deg</th><th></th></tr><tr><td>1</td><td>51.34</td><td>30.96</td><td>40.00</td><td>-9.04</td><td>48.30</td><td>13.63</td><td>1.17</td><td>32.23</td><td>0.09</td><td>--</td><td>--</td><td>--</td><td>Peak</td></tr><tr><td>2</td><td>137.67</td><td>25.05</td><td>43.50</td><td>-18.45</td><td>38.17</td><td>17.50</td><td>1.57</td><td>32.23</td><td>0.04</td><td>--</td><td>--</td><td>--</td><td>Peak</td></tr><tr><td>3</td><td>258.92</td><td>21.10</td><td>46.00</td><td>-24.90</td><td>31.39</td><td>19.83</td><td>1.90</td><td>32.13</td><td>0.11</td><td>--</td><td>--</td><td>--</td><td>Peak</td></tr><tr><td>4</td><td>509.18</td><td>26.11</td><td>46.00</td><td>-19.89</td><td>31.67</td><td>24.10</td><td>2.43</td><td>32.19</td><td>0.10</td><td>--</td><td>--</td><td>--</td><td>Peak</td></tr><tr><td>5</td><td>737.13</td><td>33.92</td><td>46.00</td><td>-12.08</td><td>35.10</td><td>27.94</td><td>2.80</td><td>32.07</td><td>0.15</td><td>--</td><td>--</td><td>--</td><td>Peak</td></tr><tr><td>6</td><td>954.41</td><td>34.92</td><td>46.00</td><td>-11.08</td><td>31.55</td><td>31.00</td><td>3.11</td><td>30.95</td><td>0.21</td><td>--</td><td>--</td><td>--</td><td>Peak</td></tr></table>															Freq	Level	Limit	Line	Margin	Read	Ant	Cable	Preamp	Aux	APos	TPos	Remark		MHz	dBuV/m	dBuV/m	dB	dB	dBuV	dB/m	dB	dB	dB	cm	deg		1	51.34	30.96	40.00	-9.04	48.30	13.63	1.17	32.23	0.09	--	--	--	Peak	2	137.67	25.05	43.50	-18.45	38.17	17.50	1.57	32.23	0.04	--	--	--	Peak	3	258.92	21.10	46.00	-24.90	31.39	19.83	1.90	32.13	0.11	--	--	--	Peak	4	509.18	26.11	46.00	-19.89	31.67	24.10	2.43	32.19	0.10	--	--	--	Peak	5	737.13	33.92	46.00	-12.08	35.10	27.94	2.80	32.07	0.15	--	--	--	Peak	6	954.41	34.92	46.00	-11.08	31.55	31.00	3.11	30.95	0.21	--	--	--
	Freq	Level	Limit	Line	Margin	Read	Ant	Cable	Preamp	Aux	APos	TPos	Remark																																																																																																																
	MHz	dBuV/m	dBuV/m	dB	dB	dBuV	dB/m	dB	dB	dB	cm	deg																																																																																																																	
1	51.34	30.96	40.00	-9.04	48.30	13.63	1.17	32.23	0.09	--	--	--	Peak																																																																																																																
2	137.67	25.05	43.50	-18.45	38.17	17.50	1.57	32.23	0.04	--	--	--	Peak																																																																																																																
3	258.92	21.10	46.00	-24.90	31.39	19.83	1.90	32.13	0.11	--	--	--	Peak																																																																																																																
4	509.18	26.11	46.00	-19.89	31.67	24.10	2.43	32.19	0.10	--	--	--	Peak																																																																																																																
5	737.13	33.92	46.00	-12.08	35.10	27.94	2.80	32.07	0.15	--	--	--	Peak																																																																																																																
6	954.41	34.92	46.00	-11.08	31.55	31.00	3.11	30.95	0.21	--	--	--	Peak																																																																																																																



Mode	4																																																																																																
	SHF																																																																																																
	2400-2483.5_Bluetooth BR_GFSK_CH39_2441MHz																																																																																																
ANT	1																																																																																																
Pol.	Horizontal						Vertical																																																																																										
Peak																																																																																																	
	Site : 03CH13-HY Condition: PEAK_74 1m SHF_00993_231124 HORIZONTAL						Site : 03CH13-HY Condition: PEAK_74 1m SHF_00993_231124 VERTICAL																																																																																										
	<table><tr><th></th><th>Limit</th><th>Read</th><th>Ant</th><th>Cable</th><th>Preamp</th><th>Aux</th><th>APos</th><th>TPos</th><th></th></tr><tr><th>Freq</th><th>Level</th><th>Line</th><th>Margin</th><th>Level</th><th>Factor</th><th>Loss</th><th>Factor</th><th>Factor</th><th>Remark</th></tr><tr><th></th><th>MHz</th><th>dBuV/m</th><th>dBuV/m</th><th>dB</th><th>dBuV</th><th>dB/m</th><th>dB</th><th>dB</th><th>cm</th><th>deg</th></tr><tr><td>1</td><td>24785.04</td><td>40.35</td><td>74.00</td><td>-33.65</td><td>57.06</td><td>39.17</td><td>6.99</td><td>53.33</td><td>-9.54</td><td>--</td><td>PEAK</td></tr></table>							Limit	Read	Ant	Cable	Preamp	Aux	APos	TPos		Freq	Level	Line	Margin	Level	Factor	Loss	Factor	Factor	Remark		MHz	dBuV/m	dBuV/m	dB	dBuV	dB/m	dB	dB	cm	deg	1	24785.04	40.35	74.00	-33.65	57.06	39.17	6.99	53.33	-9.54	--	PEAK	<table><tr><th></th><th>Limit</th><th>Read</th><th>Ant</th><th>Cable</th><th>Preamp</th><th>Aux</th><th>APos</th><th>TPos</th><th></th></tr><tr><th>Freq</th><th>Level</th><th>Line</th><th>Margin</th><th>Level</th><th>Factor</th><th>Loss</th><th>Factor</th><th>Factor</th><th>Remark</th></tr><tr><th></th><th>MHz</th><th>dBuV/m</th><th>dBuV/m</th><th>dB</th><th>dBuV</th><th>dB/m</th><th>dB</th><th>dB</th><th>cm</th><th>deg</th></tr><tr><td>1</td><td>23674.80</td><td>39.01</td><td>74.00</td><td>-34.99</td><td>56.84</td><td>38.80</td><td>6.91</td><td>54.00</td><td>-9.54</td><td>--</td><td>PEAK</td></tr></table>							Limit	Read	Ant	Cable	Preamp	Aux	APos	TPos		Freq	Level	Line	Margin	Level	Factor	Loss	Factor	Factor	Remark		MHz	dBuV/m	dBuV/m	dB	dBuV	dB/m	dB	dB	cm	deg	1	23674.80	39.01	74.00	-34.99	56.84	38.80	6.91	54.00	-9.54	--
	Limit	Read	Ant	Cable	Preamp	Aux	APos	TPos																																																																																									
Freq	Level	Line	Margin	Level	Factor	Loss	Factor	Factor	Remark																																																																																								
	MHz	dBuV/m	dBuV/m	dB	dBuV	dB/m	dB	dB	cm	deg																																																																																							
1	24785.04	40.35	74.00	-33.65	57.06	39.17	6.99	53.33	-9.54	--	PEAK																																																																																						
	Limit	Read	Ant	Cable	Preamp	Aux	APos	TPos																																																																																									
Freq	Level	Line	Margin	Level	Factor	Loss	Factor	Factor	Remark																																																																																								
	MHz	dBuV/m	dBuV/m	dB	dBuV	dB/m	dB	dB	cm	deg																																																																																							
1	23674.80	39.01	74.00	-34.99	56.84	38.80	6.91	54.00	-9.54	--	PEAK																																																																																						

<Sample 8>

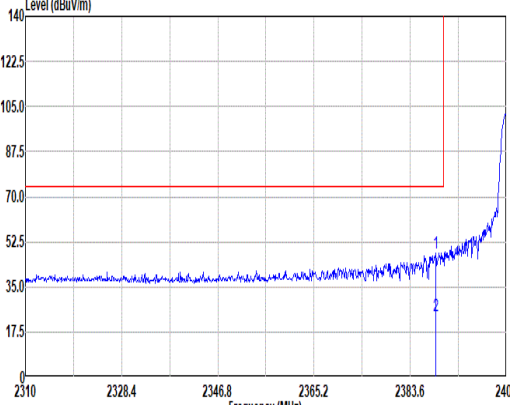
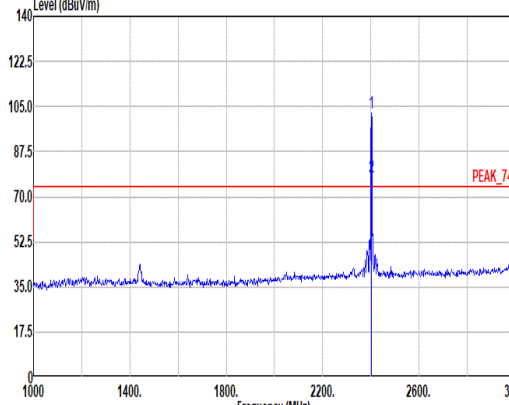
C1. Radiated Spurious Emission Test Modes

Mode	Band (MHz)	Antenna	Modulation	Channel	Frequency	Data Rate	RU	Remark
Mode 52	2400-2483.5	1	Bluetooth BR_GFSK	00	2402	1Mbps	-	-
Mode 53	2400-2483.5	1	Bluetooth BR_GFSK	39	2441	1Mbps	-	-
Mode 54	2400-2483.5	1	Bluetooth BR_GFSK	78	2480	1Mbps	-	-
Mode 55	2400-2483.5	1	Bluetooth BR_GFSK	78	2480	1Mbps	-	LF
Mode 56	2400-2483.5	1	Bluetooth BR_GFSK	78	2480	1Mbps	-	SHF

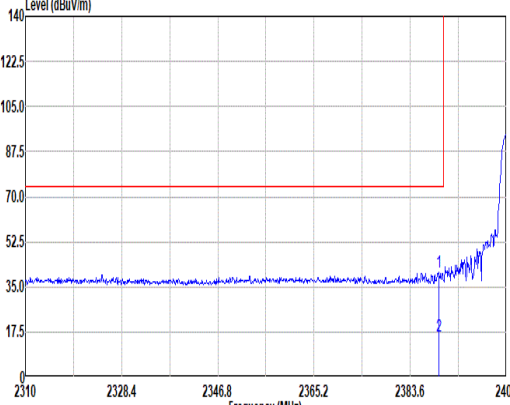
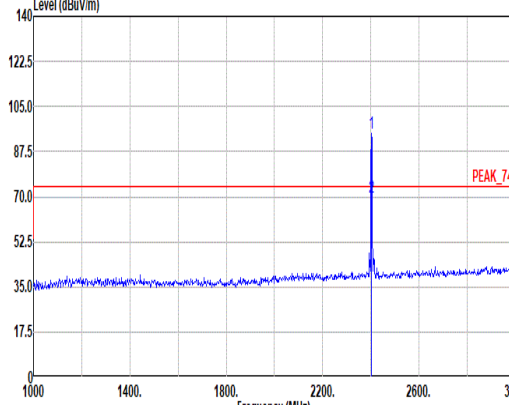
C2. Summary of each worse mode

Mode	Modulation	Ch.	Freq. (MHz)	Level (dBuV/m)	Limit (dBuV/m)	Margin (dB)	Pol.	Peak Avg.	Result	RU	Remark
52	Bluetooth BR_GFSK	00	2388.48	48.30	74.00	-25.70	H	Peak	Pass	-	Band Edge
	Bluetooth BR_GFSK	00	4804.00	42.36	74.00	-31.64	H	Peak	Pass	-	Harmonic
53	Bluetooth BR_GFSK	39	2381.13	43.44	74.00	-30.56	H	Peak	Pass	-	Band Edge
	Bluetooth BR_GFSK	39	7323.00	45.60	74.00	-28.40	V	Peak	Pass	-	Harmonic
54	Bluetooth BR_GFSK	78	2483.84	59.05	74.00	-14.95	H	Peak	Pass	-	Band Edge
	Bluetooth BR_GFSK	78	7440.00	45.60	74.00	-28.40	V	Peak	Pass	-	Harmonic
55	LF	78	732.28	39.45	46.00	-6.55	H	Peak	Pass	-	LF
56	SHF	78	24050.24	40.73	74	-33.27	H	Peak	Pass	-	SHF

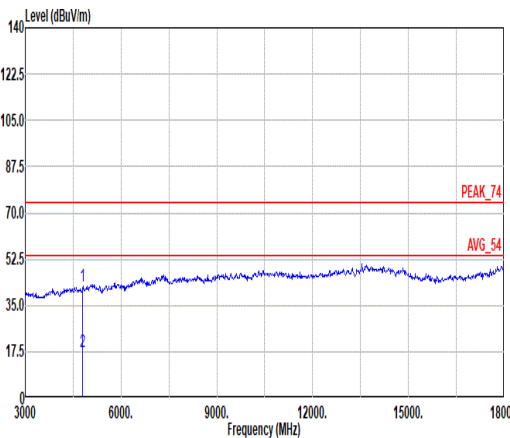
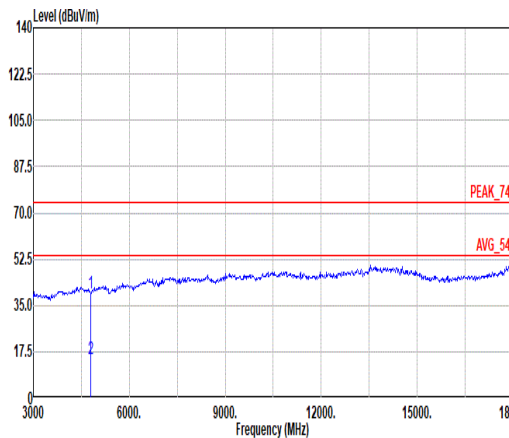


Mode	52																																																																																																																											
	Band Edge																																																																																																																											
	2400-2483.5_Bluetooth BR_GFSK_CH00_2402MHz																																																																																																																											
ANT	1																																																																																																																											
Pol.	Horizontal						Fundamental																																																																																																																					
Peak																																																																																																																												
	Site : 03CH13-HY Condition: PEAK_BE_74 3m HORN_91200_1326 HORIZONTAL : RBW:1000.000kHz VBW:3000.000kHz SMT:Auto						Site : 03CH13-HY Condition: PEAK_74 3m HORN_91200_1326 HORIZONTAL : RBW:1000.000kHz VBW:3000.000kHz SMT:Auto																																																																																																																					
	<table><tr><th></th><th>Limit</th><th>Read</th><th>Ant</th><th>Cable</th><th>Preamp</th><th>Aux</th><th>APos</th><th>TPos</th><th></th></tr><tr><th>Freq</th><th>Level</th><th>Line</th><th>Margin</th><th>Level</th><th>Factor</th><th>Loss</th><th>Factor</th><th>Factor</th><th>Remark</th></tr><tr><th></th><th>MHz</th><th>dBuV/m</th><th>dBuV/m</th><th>dB</th><th>dBuV</th><th>dB/m</th><th>dB</th><th>dB</th><th>cm</th><th>deg</th></tr><tr><td>1</td><td>2388.48</td><td>48.30</td><td>74.00</td><td>-25.70</td><td>53.21</td><td>27.48</td><td>4.69</td><td>37.08</td><td>0.00</td><td>100</td><td>139</td><td>PEAK</td></tr><tr><td>2</td><td>2388.48</td><td>23.54</td><td>54.00</td><td>-30.46</td><td>--</td><td>--</td><td>--</td><td>--</td><td>--</td><td>100</td><td>139</td><td>AVERAGE</td></tr></table>							Limit	Read	Ant	Cable	Preamp	Aux	APos	TPos		Freq	Level	Line	Margin	Level	Factor	Loss	Factor	Factor	Remark		MHz	dBuV/m	dBuV/m	dB	dBuV	dB/m	dB	dB	cm	deg	1	2388.48	48.30	74.00	-25.70	53.21	27.48	4.69	37.08	0.00	100	139	PEAK	2	2388.48	23.54	54.00	-30.46	--	--	--	--	--	100	139	AVERAGE	<table><tr><th></th><th>Limit</th><th>Read</th><th>Ant</th><th>Cable</th><th>Preamp</th><th>Aux</th><th>APos</th><th>TPos</th><th></th></tr><tr><th>Freq</th><th>Level</th><th>Line</th><th>Margin</th><th>Level</th><th>Factor</th><th>Loss</th><th>Factor</th><th>Factor</th><th>Remark</th></tr><tr><th></th><th>MHz</th><th>dBuV/m</th><th>dBuV/m</th><th>dB</th><th>dBuV</th><th>dB/m</th><th>dB</th><th>dB</th><th>cm</th><th>deg</th></tr><tr><td>1</td><td>2402.00</td><td>102.47</td><td>-----</td><td>-----</td><td>107.35</td><td>27.50</td><td>4.70</td><td>37.08</td><td>0.00</td><td>100</td><td>139</td><td>PEAK</td></tr><tr><td>2</td><td>2402.00</td><td>77.71</td><td>-----</td><td>-----</td><td>--</td><td>--</td><td>--</td><td>--</td><td>--</td><td>100</td><td>139</td><td>AVERAGE</td></tr></table>						Limit	Read	Ant	Cable	Preamp	Aux	APos	TPos		Freq	Level	Line	Margin	Level	Factor	Loss	Factor	Factor	Remark		MHz	dBuV/m	dBuV/m	dB	dBuV	dB/m	dB	dB	cm	deg	1	2402.00	102.47	-----	-----	107.35	27.50	4.70	37.08	0.00	100	139	PEAK	2	2402.00	77.71	-----	-----	--	--	--	--	--	100	139
	Limit	Read	Ant	Cable	Preamp	Aux	APos	TPos																																																																																																																				
Freq	Level	Line	Margin	Level	Factor	Loss	Factor	Factor	Remark																																																																																																																			
	MHz	dBuV/m	dBuV/m	dB	dBuV	dB/m	dB	dB	cm	deg																																																																																																																		
1	2388.48	48.30	74.00	-25.70	53.21	27.48	4.69	37.08	0.00	100	139	PEAK																																																																																																																
2	2388.48	23.54	54.00	-30.46	--	--	--	--	--	100	139	AVERAGE																																																																																																																
	Limit	Read	Ant	Cable	Preamp	Aux	APos	TPos																																																																																																																				
Freq	Level	Line	Margin	Level	Factor	Loss	Factor	Factor	Remark																																																																																																																			
	MHz	dBuV/m	dBuV/m	dB	dBuV	dB/m	dB	dB	cm	deg																																																																																																																		
1	2402.00	102.47	-----	-----	107.35	27.50	4.70	37.08	0.00	100	139	PEAK																																																																																																																
2	2402.00	77.71	-----	-----	--	--	--	--	--	100	139	AVERAGE																																																																																																																

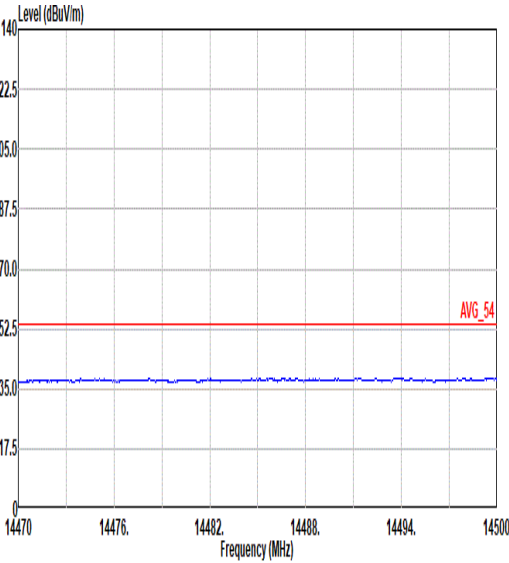
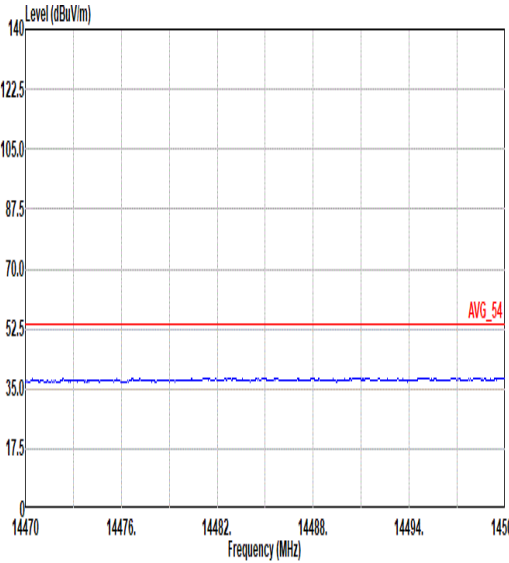
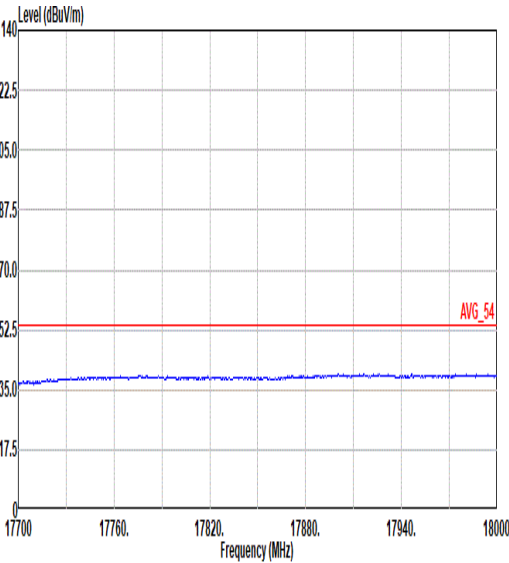
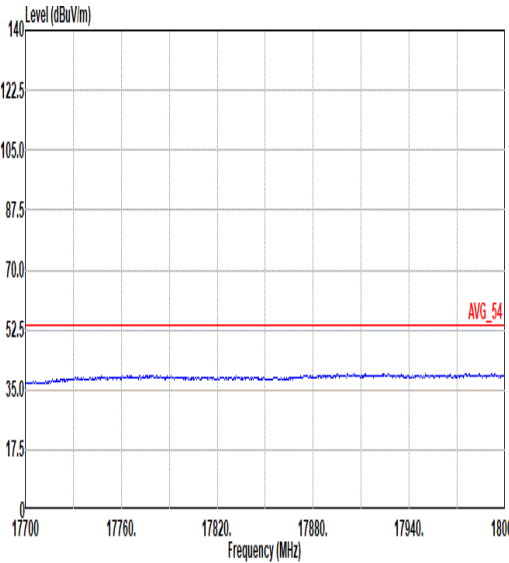


Mode	52																																																																																																					
	Band Edge																																																																																																					
	2400-2483.5_Bluetooth BR_GFSK_CH00_2402MHz																																																																																																					
ANT	1																																																																																																					
Pol.	Vertical	Fundamental																																																																																																				
Peak	<div><p>Site : 03CH13-HY Condition: PEAK_BE_74 3m HORN_91200_1326 VERTICAL : RBW:1000.000kHz VBW:3000.000kHz SMT:Auto</p><table><tr><th></th><th>Limit</th><th>Read</th><th>Ant</th><th>Cable</th><th>Preamp</th><th>Aux</th><th>APos</th><th>TPos</th><th>Remark</th></tr><tr><th>Freq</th><th>Level</th><th>Line</th><th>Margin</th><th>Level</th><th>Factor</th><th>Loss</th><th>Factor</th><th>Factor</th><th></th></tr><tr><th>MHz</th><th>dBuV/m</th><th>dBuV/m</th><th>dB</th><th>dBuV</th><th>dB/m</th><th>dB</th><th>dB</th><th>dB</th><th>cm deg</th></tr><tr><td>1 2389.12</td><td>40.77</td><td>74.00</td><td>-33.23</td><td>45.67</td><td>27.49</td><td>4.69</td><td>37.08</td><td>0.00</td><td>400 69 PEAK</td></tr><tr><td>2 2389.12</td><td>16.01</td><td>54.00</td><td>-37.99</td><td>--</td><td>--</td><td>--</td><td>--</td><td>--</td><td>400 69 AVERAGE</td></tr></table></div>		Limit	Read	Ant	Cable	Preamp	Aux	APos	TPos	Remark	Freq	Level	Line	Margin	Level	Factor	Loss	Factor	Factor		MHz	dBuV/m	dBuV/m	dB	dBuV	dB/m	dB	dB	dB	cm deg	1 2389.12	40.77	74.00	-33.23	45.67	27.49	4.69	37.08	0.00	400 69 PEAK	2 2389.12	16.01	54.00	-37.99	--	--	--	--	--	400 69 AVERAGE	<div><p>Site : 03CH13-HY Condition: PEAK_74 3m HORN_91200_1326 VERTICAL : RBW:1000.000kHz VBW:3000.000kHz SMT:Auto</p><table><tr><th></th><th>Limit</th><th>Read</th><th>Ant</th><th>Cable</th><th>Preamp</th><th>Aux</th><th>APos</th><th>TPos</th><th>Remark</th></tr><tr><th>Freq</th><th>Level</th><th>Line</th><th>Margin</th><th>Level</th><th>Factor</th><th>Loss</th><th>Factor</th><th>Factor</th><th></th></tr><tr><th>MHz</th><th>dBuV/m</th><th>dBuV/m</th><th>dB</th><th>dBuV</th><th>dB/m</th><th>dB</th><th>dB</th><th>dB</th><th>cm deg</th></tr><tr><td>1 2402.00</td><td>94.65</td><td>-----</td><td>-----</td><td>99.53</td><td>27.50</td><td>4.70</td><td>37.08</td><td>0.00</td><td>400 69 PEAK</td></tr><tr><td>2 2402.00</td><td>69.89</td><td>-----</td><td>-----</td><td>--</td><td>--</td><td>--</td><td>--</td><td>--</td><td>400 69 AVERAGE</td></tr></table></div>		Limit	Read	Ant	Cable	Preamp	Aux	APos	TPos	Remark	Freq	Level	Line	Margin	Level	Factor	Loss	Factor	Factor		MHz	dBuV/m	dBuV/m	dB	dBuV	dB/m	dB	dB	dB	cm deg	1 2402.00	94.65	-----	-----	99.53	27.50	4.70	37.08	0.00	400 69 PEAK	2 2402.00	69.89	-----	-----	--	--	--	--	--	400 69 AVERAGE
	Limit	Read	Ant	Cable	Preamp	Aux	APos	TPos	Remark																																																																																													
Freq	Level	Line	Margin	Level	Factor	Loss	Factor	Factor																																																																																														
MHz	dBuV/m	dBuV/m	dB	dBuV	dB/m	dB	dB	dB	cm deg																																																																																													
1 2389.12	40.77	74.00	-33.23	45.67	27.49	4.69	37.08	0.00	400 69 PEAK																																																																																													
2 2389.12	16.01	54.00	-37.99	--	--	--	--	--	400 69 AVERAGE																																																																																													
	Limit	Read	Ant	Cable	Preamp	Aux	APos	TPos	Remark																																																																																													
Freq	Level	Line	Margin	Level	Factor	Loss	Factor	Factor																																																																																														
MHz	dBuV/m	dBuV/m	dB	dBuV	dB/m	dB	dB	dB	cm deg																																																																																													
1 2402.00	94.65	-----	-----	99.53	27.50	4.70	37.08	0.00	400 69 PEAK																																																																																													
2 2402.00	69.89	-----	-----	--	--	--	--	--	400 69 AVERAGE																																																																																													

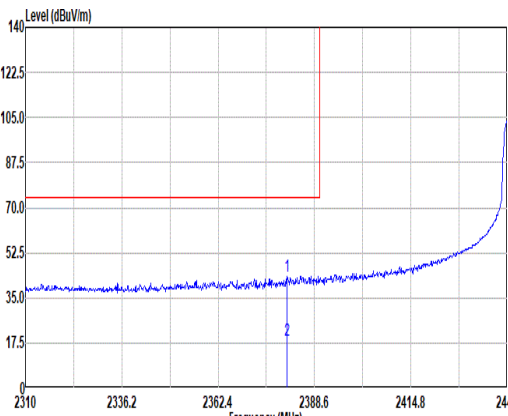
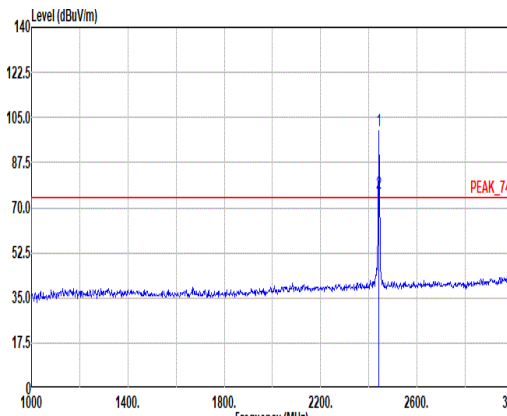


Mode	52																																																																																																																														
	Harmonic																																																																																																																														
	2400-2483.5_Bluetooth BR_GFSK_CH00_2402MHz																																																																																																																														
ANT	1																																																																																																																														
Pol.	Horizontal						Vertical																																																																																																																								
Peak Avg.																																																																																																																															
	Site : 03CH13-HY Condition: PEAK_74 3m HORN_91280_1326 HORIZONTAL						Site : 03CH13-HY Condition: PEAK_74 3m HORN_91280_1326 VERTICAL																																																																																																																								
<table><tr><th></th><th>Limit</th><th>Read</th><th>Ant</th><th>Cable</th><th>Preamp</th><th>Aux</th><th>APos</th><th>TPos</th><th></th></tr><tr><th>Freq</th><th>Level</th><th>Line</th><th>Margin</th><th>Level</th><th>Factor</th><th>Loss</th><th>Factor</th><th>Factor</th><th>Remark</th></tr><tr><th></th><th>MHz</th><th>dBuV/m</th><th>dBuV/m</th><th>dB</th><th>dBuV</th><th>dB/m</th><th>dB</th><th>dB</th><th>cm</th><th>deg</th></tr><tr><td>1</td><td>4804.00</td><td>42.36</td><td>74.00</td><td>-31.64</td><td>60.19</td><td>32.32</td><td>6.82</td><td>57.44</td><td>0.47</td><td>--</td><td>PEAK</td></tr><tr><td>2</td><td>4804.00</td><td>17.60</td><td>54.00</td><td>-36.40</td><td>--</td><td>--</td><td>--</td><td>--</td><td>--</td><td>--</td><td>Average</td></tr></table>													Limit	Read	Ant	Cable	Preamp	Aux	APos	TPos		Freq	Level	Line	Margin	Level	Factor	Loss	Factor	Factor	Remark		MHz	dBuV/m	dBuV/m	dB	dBuV	dB/m	dB	dB	cm	deg	1	4804.00	42.36	74.00	-31.64	60.19	32.32	6.82	57.44	0.47	--	PEAK	2	4804.00	17.60	54.00	-36.40	--	--	--	--	--	--	Average	<table><tr><th></th><th>Limit</th><th>Read</th><th>Ant</th><th>Cable</th><th>Preamp</th><th>Aux</th><th>APos</th><th>TPos</th><th></th></tr><tr><th>Freq</th><th>Level</th><th>Line</th><th>Margin</th><th>Level</th><th>Factor</th><th>Loss</th><th>Factor</th><th>Factor</th><th>Remark</th></tr><tr><th></th><th>MHz</th><th>dBuV/m</th><th>dBuV/m</th><th>dB</th><th>dBuV</th><th>dB/m</th><th>dB</th><th>dB</th><th>cm</th><th>deg</th></tr><tr><td>1</td><td>4804.00</td><td>39.61</td><td>74.00</td><td>-34.39</td><td>57.44</td><td>32.32</td><td>6.82</td><td>57.44</td><td>0.47</td><td>--</td><td>PEAK</td></tr><tr><td>2</td><td>4804.00</td><td>14.85</td><td>54.00</td><td>-39.15</td><td>--</td><td>--</td><td>--</td><td>--</td><td>--</td><td>--</td><td>Average</td></tr></table>							Limit	Read	Ant	Cable	Preamp	Aux	APos	TPos		Freq	Level	Line	Margin	Level	Factor	Loss	Factor	Factor	Remark		MHz	dBuV/m	dBuV/m	dB	dBuV	dB/m	dB	dB	cm	deg	1	4804.00	39.61	74.00	-34.39	57.44	32.32	6.82	57.44	0.47	--	PEAK	2	4804.00	14.85	54.00	-39.15	--	--	--	--	--	--	Average
	Limit	Read	Ant	Cable	Preamp	Aux	APos	TPos																																																																																																																							
Freq	Level	Line	Margin	Level	Factor	Loss	Factor	Factor	Remark																																																																																																																						
	MHz	dBuV/m	dBuV/m	dB	dBuV	dB/m	dB	dB	cm	deg																																																																																																																					
1	4804.00	42.36	74.00	-31.64	60.19	32.32	6.82	57.44	0.47	--	PEAK																																																																																																																				
2	4804.00	17.60	54.00	-36.40	--	--	--	--	--	--	Average																																																																																																																				
	Limit	Read	Ant	Cable	Preamp	Aux	APos	TPos																																																																																																																							
Freq	Level	Line	Margin	Level	Factor	Loss	Factor	Factor	Remark																																																																																																																						
	MHz	dBuV/m	dBuV/m	dB	dBuV	dB/m	dB	dB	cm	deg																																																																																																																					
1	4804.00	39.61	74.00	-34.39	57.44	32.32	6.82	57.44	0.47	--	PEAK																																																																																																																				
2	4804.00	14.85	54.00	-39.15	--	--	--	--	--	--	Average																																																																																																																				

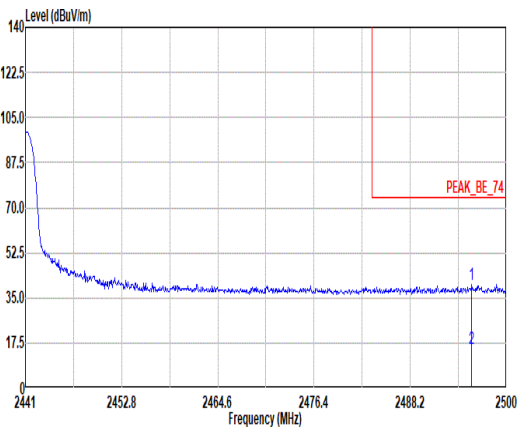


Mode	52	
	Harmonic	
	2400-2483.5_Bluetooth BR_GFSK_CH00_2402MHz	
ANT	1	
Pol.	Horizontal	Vertical
14.47G ~14.5G Avg.	 <p>Site : 03CH13-HY Condition: AVG_54 3m HORN_91200_1326 HORIZONTAL</p>	 <p>Site : 03CH13-HY Condition: AVG_54 3m HORN_91200_1326 VERTICAL</p>
17.7G ~18G Avg.	 <p>Site : 03CH13-HY Condition: AVG_54 3m HORN_91200_1326 HORIZONTAL</p>	 <p>Site : 03CH13-HY Condition: AVG_54 3m HORN_91200_1326 VERTICAL</p>

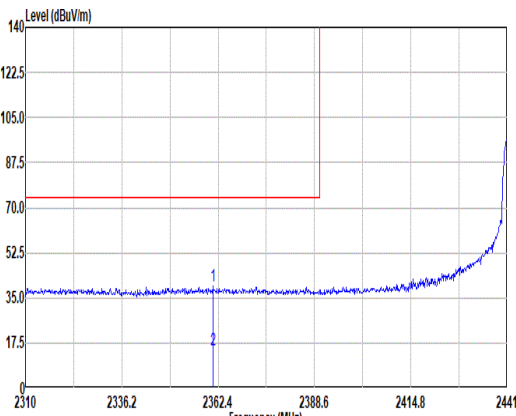
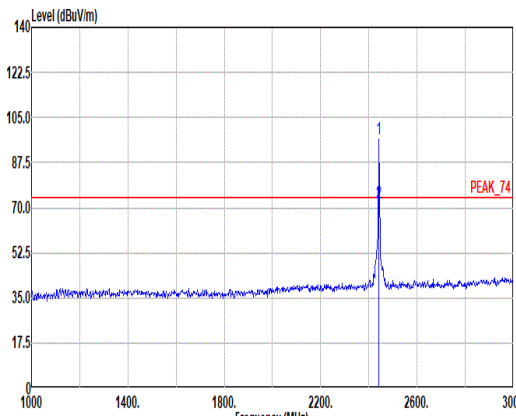


Mode	53																																																																																																																			
	Band Edge - L																																																																																																																			
	2400-2483.5_Bluetooth BR_GFSK_CH39_2441MHz																																																																																																																			
ANT	1																																																																																																																			
Pol.	Horizontal	Fundamental																																																																																																																		
Peak	<div><p>Site : 03CH13-HY Condition: PEAK_BE_74 3m HORN_91200_1326 HORIZONTAL : RBW:1000.000kHz VBN:3000.000kHz SMT:Auto</p><table><tr><th></th><th>Limit</th><th>Read</th><th>Ant</th><th>Cable</th><th>Preamp</th><th>Aux</th><th>APos</th><th>TPos</th><th></th></tr><tr><th>Freq</th><th>Level</th><th>Line</th><th>Margin</th><th>Level</th><th>Factor</th><th>Loss</th><th>Factor</th><th>Factor</th><th>Remark</th></tr><tr><th></th><th>MHz</th><th>dBuV/m</th><th>dBuV/m</th><th>dB</th><th>dBuV</th><th>dB/m</th><th>dB</th><th>dB</th><th>cm</th><th>deg</th></tr><tr><td>1</td><td>2381.13</td><td>43.44</td><td>74.00</td><td>-30.56</td><td>48.43</td><td>27.41</td><td>4.68</td><td>37.08</td><td>0.00</td><td>129</td><td>119</td><td>PEAK</td></tr><tr><td>2</td><td>2381.13</td><td>18.68</td><td>54.00</td><td>-35.32</td><td>--</td><td>--</td><td>--</td><td>--</td><td>--</td><td>129</td><td>119</td><td>AVERAGE</td></tr></table></div>		Limit	Read	Ant	Cable	Preamp	Aux	APos	TPos		Freq	Level	Line	Margin	Level	Factor	Loss	Factor	Factor	Remark		MHz	dBuV/m	dBuV/m	dB	dBuV	dB/m	dB	dB	cm	deg	1	2381.13	43.44	74.00	-30.56	48.43	27.41	4.68	37.08	0.00	129	119	PEAK	2	2381.13	18.68	54.00	-35.32	--	--	--	--	--	129	119	AVERAGE	<div><p>Site : 03CH13-HY Condition: PEAK_74 3m HORN_91200_1326 HORIZONTAL : RBW:1000.000kHz VBN:3000.000kHz SMT:Auto</p><table><tr><th></th><th>Limit</th><th>Read</th><th>Ant</th><th>Cable</th><th>Preamp</th><th>Aux</th><th>APos</th><th>TPos</th><th></th></tr><tr><th>Freq</th><th>Level</th><th>Line</th><th>Margin</th><th>Level</th><th>Factor</th><th>Loss</th><th>Factor</th><th>Factor</th><th>Remark</th></tr><tr><th></th><th>MHz</th><th>dBuV/m</th><th>dBuV/m</th><th>dB</th><th>dBuV</th><th>dB/m</th><th>dB</th><th>dB</th><th>cm</th><th>deg</th></tr><tr><td>1</td><td>2441.00</td><td>100.08</td><td>-----</td><td>-----</td><td>104.83</td><td>27.58</td><td>4.75</td><td>37.08</td><td>0.00</td><td>100</td><td>97</td><td>PEAK</td></tr><tr><td>2</td><td>2441.00</td><td>75.32</td><td>-----</td><td>-----</td><td>--</td><td>--</td><td>--</td><td>--</td><td>--</td><td>100</td><td>97</td><td>AVERAGE</td></tr></table></div>		Limit	Read	Ant	Cable	Preamp	Aux	APos	TPos		Freq	Level	Line	Margin	Level	Factor	Loss	Factor	Factor	Remark		MHz	dBuV/m	dBuV/m	dB	dBuV	dB/m	dB	dB	cm	deg	1	2441.00	100.08	-----	-----	104.83	27.58	4.75	37.08	0.00	100	97	PEAK	2	2441.00	75.32	-----	-----	--	--	--	--	--	100	97	AVERAGE
	Limit	Read	Ant	Cable	Preamp	Aux	APos	TPos																																																																																																												
Freq	Level	Line	Margin	Level	Factor	Loss	Factor	Factor	Remark																																																																																																											
	MHz	dBuV/m	dBuV/m	dB	dBuV	dB/m	dB	dB	cm	deg																																																																																																										
1	2381.13	43.44	74.00	-30.56	48.43	27.41	4.68	37.08	0.00	129	119	PEAK																																																																																																								
2	2381.13	18.68	54.00	-35.32	--	--	--	--	--	129	119	AVERAGE																																																																																																								
	Limit	Read	Ant	Cable	Preamp	Aux	APos	TPos																																																																																																												
Freq	Level	Line	Margin	Level	Factor	Loss	Factor	Factor	Remark																																																																																																											
	MHz	dBuV/m	dBuV/m	dB	dBuV	dB/m	dB	dB	cm	deg																																																																																																										
1	2441.00	100.08	-----	-----	104.83	27.58	4.75	37.08	0.00	100	97	PEAK																																																																																																								
2	2441.00	75.32	-----	-----	--	--	--	--	--	100	97	AVERAGE																																																																																																								

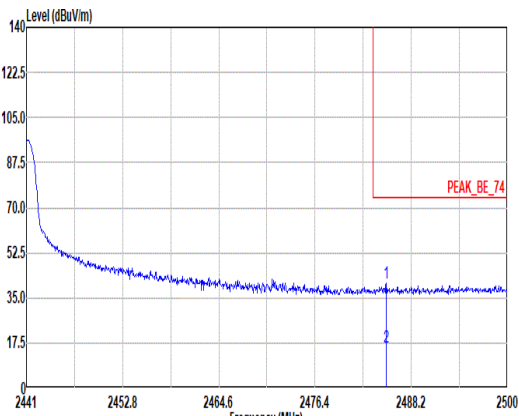


Mode	53																																																									
	Band Edge - R																																																									
	2400-2483.5_Bluetooth BR_GFSK_CH39_2441MHz																																																									
ANT	1																																																									
Pol.	Horizontal	Fundamental																																																								
Peak	<div><p>Site : 03CH13-HY Condition: PEAK_BE_74 3m HORN_91200_1326 HORIZONTAL : RBW:1000.000kHz VBW:3000.000kHz SMT:Auto</p><table><tr><th></th><th>Freq</th><th>Level</th><th>Limit</th><th>Line</th><th>Margin</th><th>Read</th><th>Ant</th><th>Cable</th><th>Preamp</th><th>Aux</th><th>APos</th><th>TPos</th><th>Remark</th></tr><tr><th></th><th>MHz</th><th>dBuV/m</th><th>dBuV/m</th><th>dB</th><th></th><th>dBuV</th><th>dB/m</th><th>dB</th><th>dB</th><th>dB</th><th>cm</th><th>deg</th><th></th></tr><tr><td>1</td><td>2495.75</td><td>40.12</td><td>74.00</td><td>-33.88</td><td></td><td>44.58</td><td>27.80</td><td>4.81</td><td>37.07</td><td>0.00</td><td>100</td><td>97</td><td>PEAK</td></tr><tr><td>2</td><td>2495.75</td><td>15.36</td><td>54.00</td><td>-38.64</td><td></td><td>--</td><td>--</td><td>--</td><td>--</td><td>--</td><td>100</td><td>97</td><td>AVERAGE</td></tr></table></div>		Freq	Level	Limit	Line	Margin	Read	Ant	Cable	Preamp	Aux	APos	TPos	Remark		MHz	dBuV/m	dBuV/m	dB		dBuV	dB/m	dB	dB	dB	cm	deg		1	2495.75	40.12	74.00	-33.88		44.58	27.80	4.81	37.07	0.00	100	97	PEAK	2	2495.75	15.36	54.00	-38.64		--	--	--	--	--	100	97	AVERAGE	Blank
	Freq	Level	Limit	Line	Margin	Read	Ant	Cable	Preamp	Aux	APos	TPos	Remark																																													
	MHz	dBuV/m	dBuV/m	dB		dBuV	dB/m	dB	dB	dB	cm	deg																																														
1	2495.75	40.12	74.00	-33.88		44.58	27.80	4.81	37.07	0.00	100	97	PEAK																																													
2	2495.75	15.36	54.00	-38.64		--	--	--	--	--	100	97	AVERAGE																																													

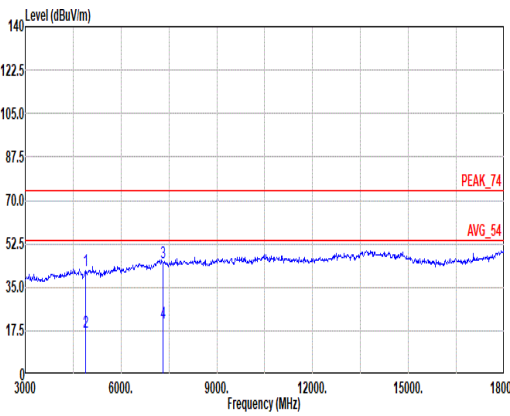
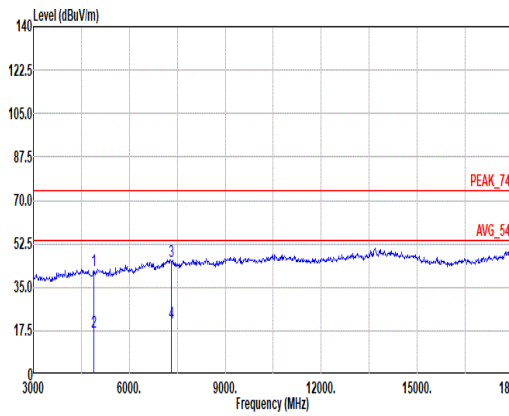


Mode	53																																																																																																																			
	Band Edge - L																																																																																																																			
	2400-2483.5_Bluetooth BR_GFSK_CH39_2441MHz																																																																																																																			
ANT	1																																																																																																																			
Pol.	Vertical	Fundamental																																																																																																																		
Peak	<div><p>Site : 03CH13-HY Condition: PEAK_BE_74 3m HORN_91200_1326 VERTICAL : RBW:1000.000kHz VBW:3000.000kHz SMT:Auto</p><table><tr><th></th><th>Limit</th><th>Read</th><th>Ant</th><th>Cable</th><th>Preamp</th><th>Aux</th><th>APos</th><th>TPos</th><th>Remark</th></tr><tr><th>Freq</th><th>Level</th><th>Line</th><th>Margin</th><th>Level</th><th>Factor</th><th>Loss</th><th>Factor</th><th>Factor</th><th></th></tr><tr><th></th><th>MHz</th><th>dBuV/m</th><th>dBuV/m</th><th>dB</th><th>dBuV</th><th>dB/m</th><th>dB</th><th>dB</th><th>cm</th><th>deg</th></tr><tr><td>1</td><td>2360.96</td><td>39.68</td><td>74.00</td><td>-34.32</td><td>44.81</td><td>27.30</td><td>4.66</td><td>37.09</td><td>0.00</td><td>301</td><td>85</td><td>PEAK</td></tr><tr><td>2</td><td>2360.96</td><td>14.92</td><td>54.00</td><td>-39.08</td><td>--</td><td>--</td><td>--</td><td>--</td><td>--</td><td>301</td><td>85</td><td>AVERAGE</td></tr></table></div>		Limit	Read	Ant	Cable	Preamp	Aux	APos	TPos	Remark	Freq	Level	Line	Margin	Level	Factor	Loss	Factor	Factor			MHz	dBuV/m	dBuV/m	dB	dBuV	dB/m	dB	dB	cm	deg	1	2360.96	39.68	74.00	-34.32	44.81	27.30	4.66	37.09	0.00	301	85	PEAK	2	2360.96	14.92	54.00	-39.08	--	--	--	--	--	301	85	AVERAGE	<div><p>Site : 03CH13-HY Condition: PEAK_74 3m HORN_91200_1326 VERTICAL : RBW:1000.000kHz VBW:3000.000kHz SMT:Auto</p><table><tr><th></th><th>Limit</th><th>Read</th><th>Ant</th><th>Cable</th><th>Preamp</th><th>Aux</th><th>APos</th><th>TPos</th><th>Remark</th></tr><tr><th>Freq</th><th>Level</th><th>Line</th><th>Margin</th><th>Level</th><th>Factor</th><th>Loss</th><th>Factor</th><th>Factor</th><th></th></tr><tr><th></th><th>MHz</th><th>dBuV/m</th><th>dBuV/m</th><th>dB</th><th>dBuV</th><th>dB/m</th><th>dB</th><th>dB</th><th>cm</th><th>deg</th></tr><tr><td>1</td><td>2441.00</td><td>96.75</td><td>-----</td><td>-----</td><td>101.50</td><td>27.58</td><td>4.75</td><td>37.08</td><td>0.00</td><td>301</td><td>85</td><td>PEAK</td></tr><tr><td>2</td><td>2441.00</td><td>71.99</td><td>-----</td><td>-----</td><td>--</td><td>--</td><td>--</td><td>--</td><td>--</td><td>301</td><td>85</td><td>AVERAGE</td></tr></table></div>		Limit	Read	Ant	Cable	Preamp	Aux	APos	TPos	Remark	Freq	Level	Line	Margin	Level	Factor	Loss	Factor	Factor			MHz	dBuV/m	dBuV/m	dB	dBuV	dB/m	dB	dB	cm	deg	1	2441.00	96.75	-----	-----	101.50	27.58	4.75	37.08	0.00	301	85	PEAK	2	2441.00	71.99	-----	-----	--	--	--	--	--	301	85	AVERAGE
	Limit	Read	Ant	Cable	Preamp	Aux	APos	TPos	Remark																																																																																																											
Freq	Level	Line	Margin	Level	Factor	Loss	Factor	Factor																																																																																																												
	MHz	dBuV/m	dBuV/m	dB	dBuV	dB/m	dB	dB	cm	deg																																																																																																										
1	2360.96	39.68	74.00	-34.32	44.81	27.30	4.66	37.09	0.00	301	85	PEAK																																																																																																								
2	2360.96	14.92	54.00	-39.08	--	--	--	--	--	301	85	AVERAGE																																																																																																								
	Limit	Read	Ant	Cable	Preamp	Aux	APos	TPos	Remark																																																																																																											
Freq	Level	Line	Margin	Level	Factor	Loss	Factor	Factor																																																																																																												
	MHz	dBuV/m	dBuV/m	dB	dBuV	dB/m	dB	dB	cm	deg																																																																																																										
1	2441.00	96.75	-----	-----	101.50	27.58	4.75	37.08	0.00	301	85	PEAK																																																																																																								
2	2441.00	71.99	-----	-----	--	--	--	--	--	301	85	AVERAGE																																																																																																								

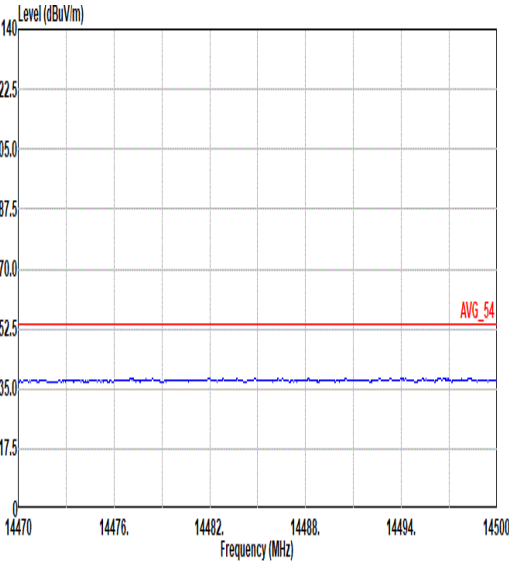
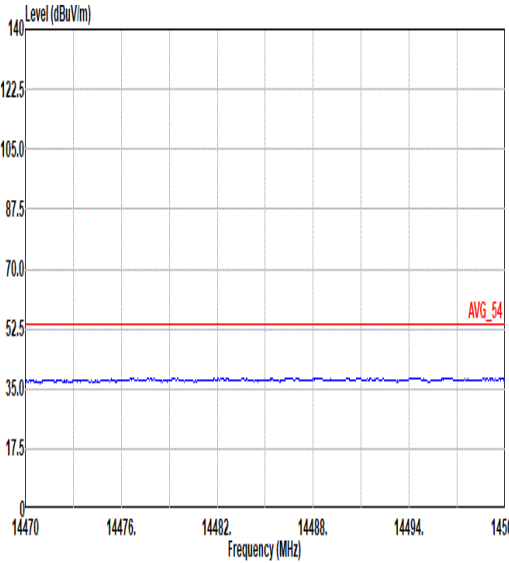
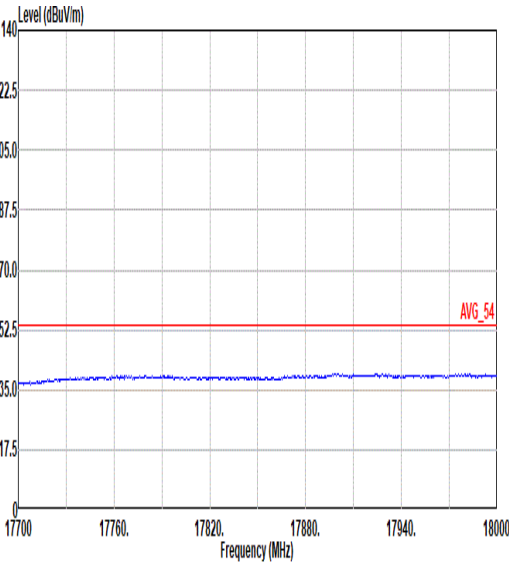
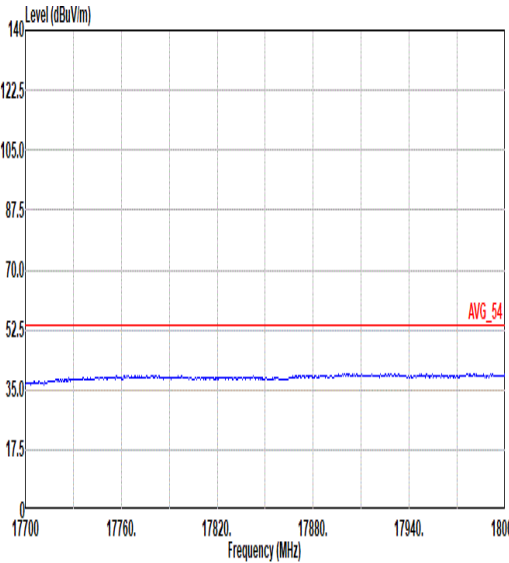


Mode	53																																																									
	Band Edge - R																																																									
	2400-2483.5_Bluetooth BR_GFSK_CH39_2441MHz																																																									
ANT	1																																																									
Pol.	Vertical	Fundamental																																																								
Peak	<div><p>Site : 03CH13-HY Condition: PEAK_BE_74 3m HORN_91200_1326 VERTICAL : RBW:1000.000kHz VBW:3000.000kHz SMT:Auto</p><table><tr><th></th><th>Freq</th><th>Level</th><th>Limit</th><th>Line</th><th>Margin</th><th>Read</th><th>Ant</th><th>Cable</th><th>Preamp</th><th>Aux</th><th>APos</th><th>TPos</th><th>Remark</th></tr><tr><th></th><th>MHz</th><th>dBuV/m</th><th>dBuV/m</th><th>dB</th><th></th><th>dBuV</th><th>dB/m</th><th>dB</th><th>dB</th><th>dB</th><th>cm</th><th>deg</th><th></th></tr><tr><td>1</td><td>2485.13</td><td>40.61</td><td>74.00</td><td>-33.39</td><td></td><td>45.09</td><td>27.80</td><td>4.79</td><td>37.07</td><td>0.00</td><td>301</td><td>85</td><td>PEAK</td></tr><tr><td>2</td><td>2485.13</td><td>15.85</td><td>54.00</td><td>-38.15</td><td>--</td><td>--</td><td>--</td><td>--</td><td>--</td><td>--</td><td>301</td><td>85</td><td>AVERAGE</td></tr></table></div>		Freq	Level	Limit	Line	Margin	Read	Ant	Cable	Preamp	Aux	APos	TPos	Remark		MHz	dBuV/m	dBuV/m	dB		dBuV	dB/m	dB	dB	dB	cm	deg		1	2485.13	40.61	74.00	-33.39		45.09	27.80	4.79	37.07	0.00	301	85	PEAK	2	2485.13	15.85	54.00	-38.15	--	--	--	--	--	--	301	85	AVERAGE	Blank
	Freq	Level	Limit	Line	Margin	Read	Ant	Cable	Preamp	Aux	APos	TPos	Remark																																													
	MHz	dBuV/m	dBuV/m	dB		dBuV	dB/m	dB	dB	dB	cm	deg																																														
1	2485.13	40.61	74.00	-33.39		45.09	27.80	4.79	37.07	0.00	301	85	PEAK																																													
2	2485.13	15.85	54.00	-38.15	--	--	--	--	--	--	301	85	AVERAGE																																													



Mode	53												
	Harmonic												
	2400-2483.5_Bluetooth BR_GFSK_CH39_2441MHz												
ANT	1												
Pol.	Horizontal						Vertical						
Peak Avg.													
	Site : 03CH13-HY Condition: PEAK_74 3m HORN_91280_1326 HORIZONTAL						Site : 03CH13-HY Condition: PEAK_74 3m HORN_91280_1326 VERTICAL						
	Freq	Level	Limit	Line	Margin	Read	Ant	Cable	Preamp	Aux	APos	TPos	Remark
	MHz	dBuV/m	dBuV/m	dB	dBuV	dB/m	dB	dB	dB	dB	cm	deg	
1	4882.00	41.70	74.00	-32.30	58.77	32.66	7.08	57.26	0.45	--	--	--	PEAK
2	4882.00	16.94	54.00	-37.06	--	--	--	--	--	--	--	--	Average
3	7323.00	45.15	74.00	-28.85	56.17	36.91	8.95	57.40	0.52	--	--	--	PEAK
4	7323.00	20.39	54.00	-33.61	--	--	--	--	--	--	--	--	Average
	Freq	Level	Limit	Line	Margin	Read	Ant	Cable	Preamp	Aux	APos	TPos	Remark
	MHz	dBuV/m	dBuV/m	dB	dBuV	dB/m	dB	dB	dB	dB	cm	deg	
1	4882.00	41.58	74.00	-32.42	58.65	32.66	7.08	57.26	0.45	--	--	--	PEAK
2	4882.00	16.82	54.00	-37.18	--	--	--	--	--	--	--	--	Average
3	7323.00	45.60	74.00	-28.40	56.62	36.91	8.95	57.40	0.52	--	--	--	PEAK
4	7323.00	20.84	54.00	-33.16	--	--	--	--	--	--	--	--	Average

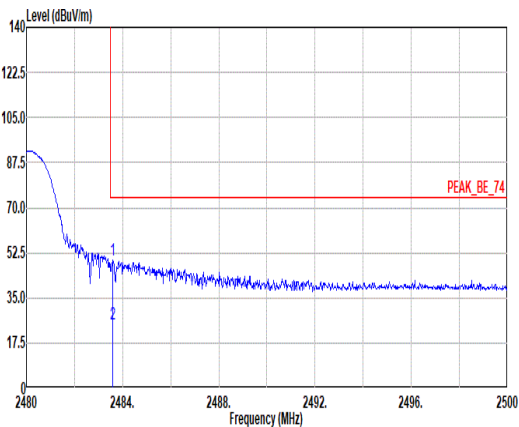
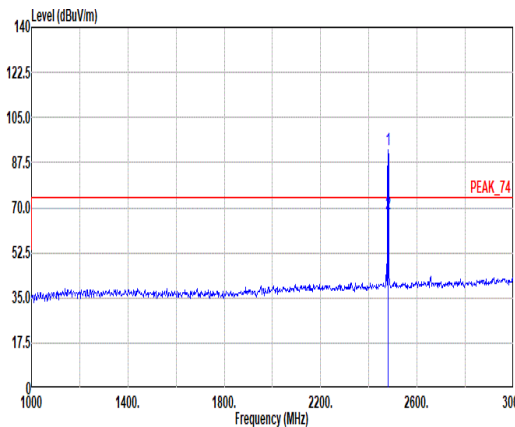


Mode	53	
	Harmonic	
	2400-2483.5_Bluetooth BR_GFSK_CH39_2441MHz	
ANT	1	
Pol.	Horizontal	Vertical
14.47G ~14.5G Avg.	 <p>Site : 03CH13-HY Condition: AVG_54 3m HORN_91280_1326 HORIZONTAL</p>	 <p>Site : 03CH13-HY Condition: AVG_54 3m HORN_91280_1326 VERTICAL</p>
17.7G ~18G Avg.	 <p>Site : 03CH13-HY Condition: AVG_54 3m HORN_91280_1326 HORIZONTAL</p>	 <p>Site : 03CH13-HY Condition: AVG_54 3m HORN_91280_1326 VERTICAL</p>

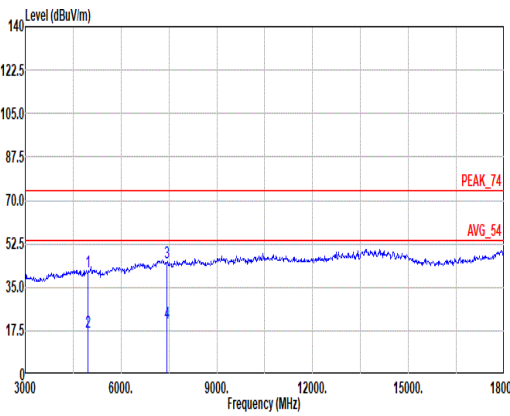
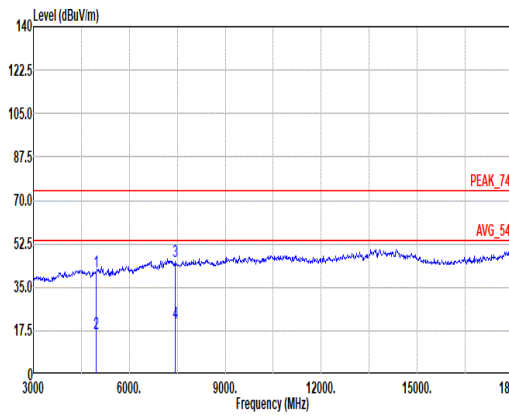


Mode	54																																																																																																																													
	Band Edge																																																																																																																													
	2400-2483.5_Bluetooth BR_GFSK_CH78_2480MHz																																																																																																																													
ANT	1																																																																																																																													
Pol.	Horizontal						Fundamental																																																																																																																							
Peak	<div><p>Site : 03CH13-HY Condition: PEAK_BE_74 3m HORN_91200_1326 HORIZONTAL : RBW:1000.000kHz VBW:3000.000kHz SMT:Auto</p><table><tr><th></th><th>Limit</th><th>Read</th><th>Ant</th><th>Cable</th><th>Preamp</th><th>Aux</th><th>APos</th><th>TPos</th><th></th></tr><tr><th>Freq</th><th>Level</th><th>Line</th><th>Margin</th><th>Level</th><th>Factor</th><th>Loss</th><th>Factor</th><th>Factor</th><th>Remark</th></tr><tr><th></th><th>MHz</th><th>dBuV/m</th><th>dBuV/m</th><th>dB</th><th>dBuV</th><th>dB/m</th><th>dB</th><th>dB</th><th>cm</th><th>deg</th></tr><tr><td>1</td><td>2483.84</td><td>59.05</td><td>74.00</td><td>-14.95</td><td>63.53</td><td>27.80</td><td>4.79</td><td>37.07</td><td>0.00</td><td>100</td><td>143</td><td>PEAK</td></tr><tr><td>2</td><td>2483.84</td><td>34.29</td><td>54.00</td><td>-19.71</td><td>--</td><td>--</td><td>--</td><td>--</td><td>--</td><td>100</td><td>143</td><td>AVERAGE</td></tr></table></div>							Limit	Read	Ant	Cable	Preamp	Aux	APos	TPos		Freq	Level	Line	Margin	Level	Factor	Loss	Factor	Factor	Remark		MHz	dBuV/m	dBuV/m	dB	dBuV	dB/m	dB	dB	cm	deg	1	2483.84	59.05	74.00	-14.95	63.53	27.80	4.79	37.07	0.00	100	143	PEAK	2	2483.84	34.29	54.00	-19.71	--	--	--	--	--	100	143	AVERAGE	<div><p>Site : 03CH13-HY Condition: PEAK_74 3m HORN_91200_1326 HORIZONTAL : RBW:1000.000kHz VBW:3000.000kHz SMT:Auto</p><table><tr><th></th><th>Limit</th><th>Read</th><th>Ant</th><th>Cable</th><th>Preamp</th><th>Aux</th><th>APos</th><th>TPos</th><th></th></tr><tr><th>Freq</th><th>Level</th><th>Line</th><th>Margin</th><th>Level</th><th>Factor</th><th>Loss</th><th>Factor</th><th>Factor</th><th>Remark</th></tr><tr><th></th><th>MHz</th><th>dBuV/m</th><th>dBuV/m</th><th>dB</th><th>dBuV</th><th>dB/m</th><th>dB</th><th>dB</th><th>cm</th><th>deg</th></tr><tr><td>1</td><td>2480.00</td><td>102.19</td><td>-----</td><td>-----</td><td>106.67</td><td>27.80</td><td>4.79</td><td>37.07</td><td>0.00</td><td>100</td><td>143</td><td>PEAK</td></tr><tr><td>2</td><td>2480.00</td><td>77.43</td><td>-----</td><td>-----</td><td>--</td><td>--</td><td>--</td><td>--</td><td>--</td><td>100</td><td>143</td><td>AVERAGE</td></tr></table></div>							Limit	Read	Ant	Cable	Preamp	Aux	APos	TPos		Freq	Level	Line	Margin	Level	Factor	Loss	Factor	Factor	Remark		MHz	dBuV/m	dBuV/m	dB	dBuV	dB/m	dB	dB	cm	deg	1	2480.00	102.19	-----	-----	106.67	27.80	4.79	37.07	0.00	100	143	PEAK	2	2480.00	77.43	-----	-----	--	--	--	--	--	100	143	AVERAGE
	Limit	Read	Ant	Cable	Preamp	Aux	APos	TPos																																																																																																																						
Freq	Level	Line	Margin	Level	Factor	Loss	Factor	Factor	Remark																																																																																																																					
	MHz	dBuV/m	dBuV/m	dB	dBuV	dB/m	dB	dB	cm	deg																																																																																																																				
1	2483.84	59.05	74.00	-14.95	63.53	27.80	4.79	37.07	0.00	100	143	PEAK																																																																																																																		
2	2483.84	34.29	54.00	-19.71	--	--	--	--	--	100	143	AVERAGE																																																																																																																		
	Limit	Read	Ant	Cable	Preamp	Aux	APos	TPos																																																																																																																						
Freq	Level	Line	Margin	Level	Factor	Loss	Factor	Factor	Remark																																																																																																																					
	MHz	dBuV/m	dBuV/m	dB	dBuV	dB/m	dB	dB	cm	deg																																																																																																																				
1	2480.00	102.19	-----	-----	106.67	27.80	4.79	37.07	0.00	100	143	PEAK																																																																																																																		
2	2480.00	77.43	-----	-----	--	--	--	--	--	100	143	AVERAGE																																																																																																																		



	54																																																																																																																								
Mode	Band Edge																																																																																																																								
	2400-2483.5_Bluetooth BR_GFSK_CH78_2480MHz																																																																																																																								
ANT	1																																																																																																																								
Pol.	Vertical						Fundamental																																																																																																																		
Peak	<div><div></div><div><p>Site : 03CH13-HY Condition: PEAK_BE_74 3m HORN_91200_1326 VERTICAL : RBW:1000.000kHz VBW:3000.000kHz SMT:Auto</p><table><tr><th></th><th>Limit</th><th>Read</th><th>Ant</th><th>Cable</th><th>Preamp</th><th>Aux</th><th>APos</th><th>TPos</th><th></th></tr><tr><th>Freq</th><th>Level</th><th>Line</th><th>Margin</th><th>Level</th><th>Factor</th><th>Loss</th><th>Factor</th><th>Factor</th><th>Remark</th></tr><tr><th></th><th>MHz</th><th>dBuV/m</th><th>dBuV/m</th><th>dB</th><th>dBuV</th><th>dB/m</th><th>dB</th><th>dB</th><th>cm</th><th>deg</th></tr><tr><td>1</td><td>2483.60</td><td>49.80</td><td>74.00</td><td>-24.20</td><td>54.28</td><td>27.80</td><td>4.79</td><td>37.07</td><td>0.00</td><td>100</td><td>97 PEAK</td></tr><tr><td>2</td><td>2483.60</td><td>25.04</td><td>54.00</td><td>-28.96</td><td>--</td><td>--</td><td>--</td><td>--</td><td>--</td><td>100</td><td>97 AVERAGE</td></tr></table></div></div> <div><div></div><div><p>Site : 03CH13-HY Condition: PEAK_74 3m HORN_91200_1326 VERTICAL : RBW:1000.000kHz VBW:3000.000kHz SMT:Auto</p><table><tr><th></th><th>Limit</th><th>Read</th><th>Ant</th><th>Cable</th><th>Preamp</th><th>Aux</th><th>APos</th><th>TPos</th><th></th></tr><tr><th>Freq</th><th>Level</th><th>Line</th><th>Margin</th><th>Level</th><th>Factor</th><th>Loss</th><th>Factor</th><th>Factor</th><th>Remark</th></tr><tr><th></th><th>MHz</th><th>dBuV/m</th><th>dBuV/m</th><th>dB</th><th>dBuV</th><th>dB/m</th><th>dB</th><th>dB</th><th>cm</th><th>deg</th></tr><tr><td>1</td><td>2480.00</td><td>92.36</td><td>-----</td><td>-----</td><td>96.84</td><td>27.80</td><td>4.79</td><td>37.07</td><td>0.00</td><td>100</td><td>97 PEAK</td></tr><tr><td>2</td><td>2480.00</td><td>67.60</td><td>-----</td><td>-----</td><td>--</td><td>--</td><td>--</td><td>--</td><td>--</td><td>100</td><td>97 AVERAGE</td></tr></table></div></div>												Limit	Read	Ant	Cable	Preamp	Aux	APos	TPos		Freq	Level	Line	Margin	Level	Factor	Loss	Factor	Factor	Remark		MHz	dBuV/m	dBuV/m	dB	dBuV	dB/m	dB	dB	cm	deg	1	2483.60	49.80	74.00	-24.20	54.28	27.80	4.79	37.07	0.00	100	97 PEAK	2	2483.60	25.04	54.00	-28.96	--	--	--	--	--	100	97 AVERAGE		Limit	Read	Ant	Cable	Preamp	Aux	APos	TPos		Freq	Level	Line	Margin	Level	Factor	Loss	Factor	Factor	Remark		MHz	dBuV/m	dBuV/m	dB	dBuV	dB/m	dB	dB	cm	deg	1	2480.00	92.36	-----	-----	96.84	27.80	4.79	37.07	0.00	100	97 PEAK	2	2480.00	67.60	-----	-----	--	--	--	--	--	100	97 AVERAGE
		Limit	Read	Ant	Cable	Preamp	Aux	APos	TPos																																																																																																																
	Freq	Level	Line	Margin	Level	Factor	Loss	Factor	Factor	Remark																																																																																																															
	MHz	dBuV/m	dBuV/m	dB	dBuV	dB/m	dB	dB	cm	deg																																																																																																															
1	2483.60	49.80	74.00	-24.20	54.28	27.80	4.79	37.07	0.00	100	97 PEAK																																																																																																														
2	2483.60	25.04	54.00	-28.96	--	--	--	--	--	100	97 AVERAGE																																																																																																														
	Limit	Read	Ant	Cable	Preamp	Aux	APos	TPos																																																																																																																	
Freq	Level	Line	Margin	Level	Factor	Loss	Factor	Factor	Remark																																																																																																																
	MHz	dBuV/m	dBuV/m	dB	dBuV	dB/m	dB	dB	cm	deg																																																																																																															
1	2480.00	92.36	-----	-----	96.84	27.80	4.79	37.07	0.00	100	97 PEAK																																																																																																														
2	2480.00	67.60	-----	-----	--	--	--	--	--	100	97 AVERAGE																																																																																																														



Mode	54													
	Harmonic													
	2400-2483.5_Bluetooth BR_GFSK_CH78_2480MHz													
ANT	1													
Pol.	Horizontal							Vertical						
Peak Avg.														
	Site : 03CH13-HY Condition: PEAK_74 3m HORN_91280_1326 HORIZONTAL							Site : 03CH13-HY Condition: PEAK_74 3m HORN_91280_1326 VERTICAL						
	Freq	Level	Limit	Line	Margin	Read	Ant	Cable	Preamp	Aux	APos	TPos	Remark	
	MHz	dBuV/m	dBuV/m	dB	dB	dBuV	dB/m	dB	dB	dB	cm	deg		
1	4960.00	41.47	74.00	-32.53	57.73	33.06	7.35	57.09	0.42	--	--	--	Peak	1
2	4960.00	16.71	54.00	-37.29	--	--	--	--	--	--	--	--	Average	2
3	7440.00	45.16	74.00	-28.84	56.90	36.42	8.98	57.62	0.48	--	--	--	Peak	3
4	7440.00	20.40	54.00	-33.60	--	--	--	--	--	--	--	--	Average	4
	Freq	Level	Limit	Line	Margin	Read	Ant	Cable	Preamp	Aux	APos	TPos	Remark	
	MHz	dBuV/m	dBuV/m	dB	dB	dBuV	dB/m	dB	dB	dB	cm	deg		
1	4960.00	41.04	74.00	-32.96	57.30	33.06	7.35	57.09	0.42	--	--	--	PEAK	1
2	4960.00	16.28	54.00	-37.72	--	--	--	--	--	--	--	--	Average	2
3	7440.00	45.60	74.00	-28.40	57.34	36.42	8.98	57.62	0.48	--	--	--	PEAK	3
4	7440.00	20.84	54.00	-33.16	--	--	--	--	--	--	--	--	Average	4

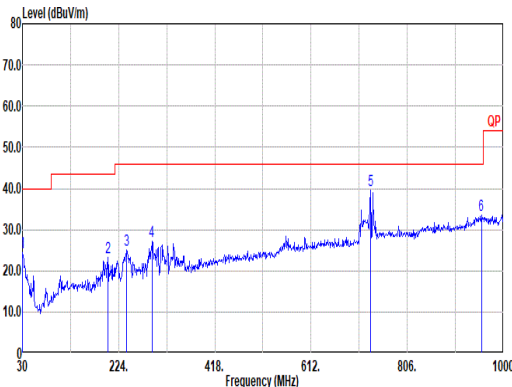
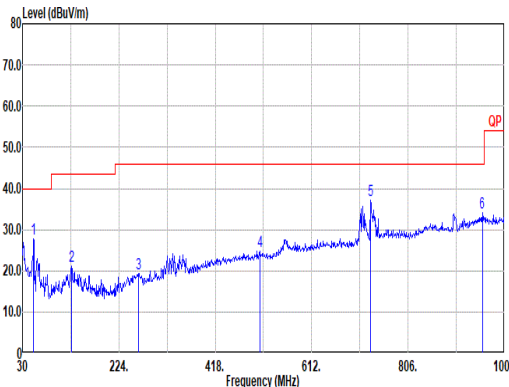


Mode	54	
	Harmonic	
	2400-2483.5_Bluetooth BR_GFSK_CH78_2480MHz	
ANT	1	
Pol.	Horizontal	Vertical
14.47G ~14.5G Avg.	<p>Site : 03CH13-HY Condition: AVG_54 3m HORN_91200_1326 HORIZONTAL</p>	<p>Site : 03CH13-HY Condition: AVG_54 3m HORN_91200_1326 VERTICAL</p>
17.7G ~18G Avg.	<p>Site : 03CH13-HY Condition: AVG_54 3m HORN_91200_1326 HORIZONTAL</p>	<p>Site : 03CH13-HY Condition: AVG_54 3m HORN_91200_1326 VERTICAL</p>

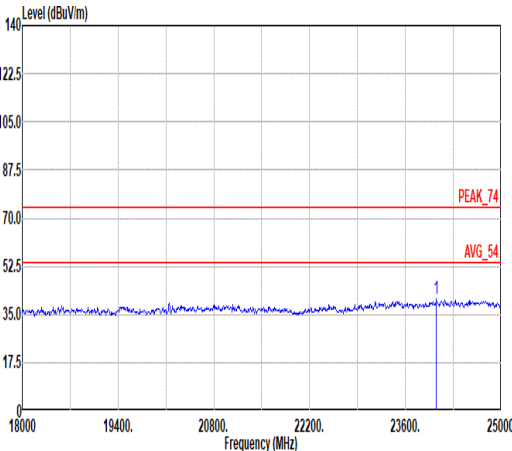
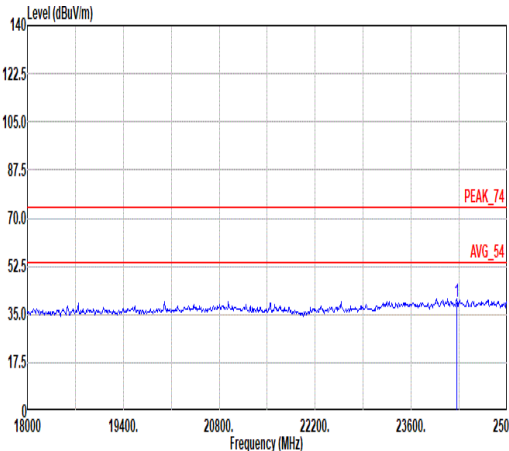


FCC RADIO TEST REPORT

Report No. :FR450901A

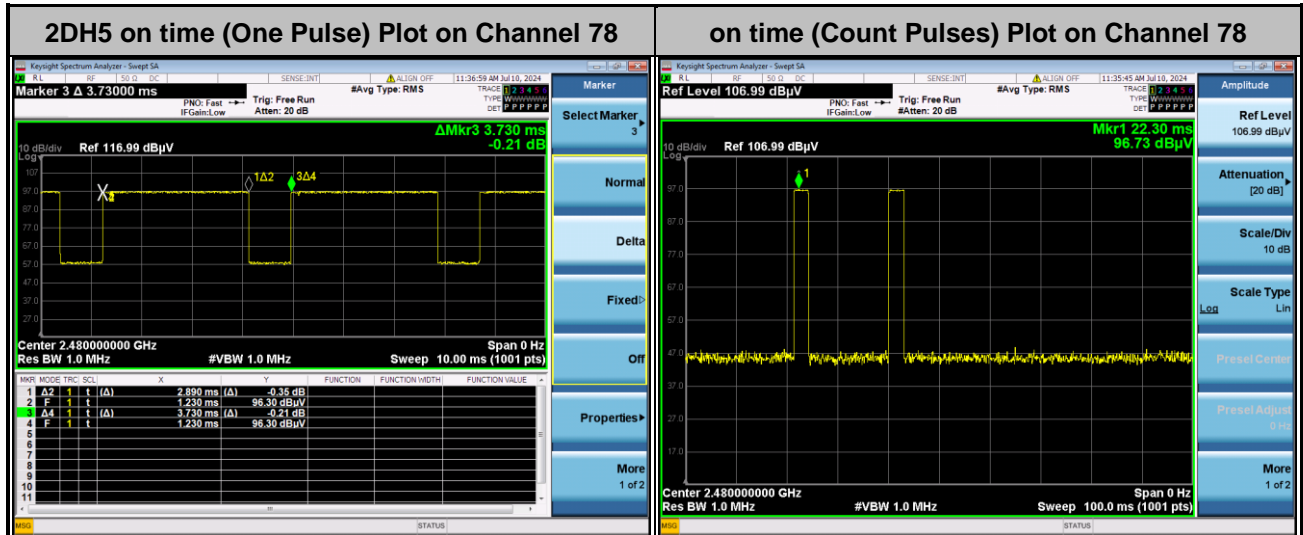
Mode	55																																																																																																																																																																																																		
	LF																																																																																																																																																																																																		
	2400-2483.5_Bluetooth BR_GFSK_CH78_2480MHz																																																																																																																																																																																																		
ANT	1																																																																																																																																																																																																		
Pol.	Horizontal								Vertical																																																																																																																																																																																										
QP/ Peak																																																																																																																																																																																																			
	Site : 03CH13-HY Condition: QP 3m BILOG_40103 HORIZONTAL								Site : 03CH13-HY Condition: QP 3m BILOG_40103 VERTICAL																																																																																																																																																																																										
	<table><tr><th></th><th>Limit</th><th>Read</th><th>Ant</th><th>Cable</th><th>Preamp</th><th>Aux</th><th>APos</th><th>TPos</th><th>Remark</th></tr><tr><th>Freq</th><th>Level</th><th>Line</th><th>Margin</th><th>Level</th><th>Factor</th><th>Loss</th><th>Factor</th><th>Factor</th><th></th></tr><tr><th>MHz</th><th>dBuV/m</th><th>dBuV/m</th><th>dB</th><th>dBuV</th><th>dB/m</th><th>dB</th><th>dB</th><th>dB</th><th>cm deg</th></tr><tr><td>1</td><td>30.00</td><td>24.58</td><td>40.00</td><td>-15.42</td><td>30.51</td><td>25.30</td><td>1.05</td><td>32.31</td><td>0.03 -- -- Peak</td></tr><tr><td>2</td><td>202.66</td><td>23.39</td><td>43.50</td><td>-20.11</td><td>38.74</td><td>15.05</td><td>1.75</td><td>32.20</td><td>0.05 -- -- Peak</td></tr><tr><td>3</td><td>240.49</td><td>25.16</td><td>46.00</td><td>-20.84</td><td>37.99</td><td>17.37</td><td>1.85</td><td>32.15</td><td>0.10 -- -- Peak</td></tr><tr><td>4</td><td>290.93</td><td>27.32</td><td>46.00</td><td>-18.68</td><td>38.18</td><td>19.12</td><td>1.98</td><td>32.09</td><td>0.13 -- -- Peak</td></tr><tr><td>5</td><td>732.28</td><td>39.45</td><td>46.00</td><td>-6.55</td><td>40.90</td><td>27.68</td><td>2.80</td><td>32.08</td><td>0.15 -- -- Peak</td></tr><tr><td>6</td><td>955.38</td><td>33.42</td><td>46.00</td><td>-12.58</td><td>30.04</td><td>31.00</td><td>3.11</td><td>30.94</td><td>0.21 -- -- Peak</td></tr></table>									Limit	Read	Ant	Cable	Preamp	Aux	APos	TPos	Remark	Freq	Level	Line	Margin	Level	Factor	Loss	Factor	Factor		MHz	dBuV/m	dBuV/m	dB	dBuV	dB/m	dB	dB	dB	cm deg	1	30.00	24.58	40.00	-15.42	30.51	25.30	1.05	32.31	0.03 -- -- Peak	2	202.66	23.39	43.50	-20.11	38.74	15.05	1.75	32.20	0.05 -- -- Peak	3	240.49	25.16	46.00	-20.84	37.99	17.37	1.85	32.15	0.10 -- -- Peak	4	290.93	27.32	46.00	-18.68	38.18	19.12	1.98	32.09	0.13 -- -- Peak	5	732.28	39.45	46.00	-6.55	40.90	27.68	2.80	32.08	0.15 -- -- Peak	6	955.38	33.42	46.00	-12.58	30.04	31.00	3.11	30.94	0.21 -- -- Peak	<table><tr><th></th><th>Limit</th><th>Read</th><th>Ant</th><th>Cable</th><th>Preamp</th><th>Aux</th><th>APos</th><th>TPos</th><th>Remark</th></tr><tr><th>Freq</th><th>Level</th><th>Line</th><th>Margin</th><th>Level</th><th>Factor</th><th>Loss</th><th>Factor</th><th>Factor</th><th></th></tr><tr><th>MHz</th><th>dBuV/m</th><th>dBuV/m</th><th>dB</th><th>dBuV</th><th>dB/m</th><th>dB</th><th>dB</th><th>dB</th><th>cm deg</th></tr><tr><td>1</td><td>52.31</td><td>27.89</td><td>40.00</td><td>-12.11</td><td>45.63</td><td>13.24</td><td>1.18</td><td>32.23</td><td>0.07 -- -- Peak</td></tr><tr><td>2</td><td>128.94</td><td>21.15</td><td>43.50</td><td>-22.35</td><td>34.22</td><td>17.59</td><td>1.53</td><td>32.25</td><td>0.06 -- -- Peak</td></tr><tr><td>3</td><td>262.80</td><td>19.40</td><td>46.00</td><td>-26.60</td><td>29.49</td><td>20.00</td><td>1.91</td><td>32.12</td><td>0.12 -- -- Peak</td></tr><tr><td>4</td><td>507.24</td><td>24.77</td><td>46.00</td><td>-21.23</td><td>30.34</td><td>24.10</td><td>2.42</td><td>32.19</td><td>0.10 -- -- Peak</td></tr><tr><td>5</td><td>730.34</td><td>37.06</td><td>46.00</td><td>-8.94</td><td>38.67</td><td>27.53</td><td>2.80</td><td>32.09</td><td>0.15 -- -- Peak</td></tr><tr><td>6</td><td>955.38</td><td>34.21</td><td>46.00</td><td>-11.79</td><td>30.83</td><td>31.00</td><td>3.11</td><td>30.94</td><td>0.21 -- -- Peak</td></tr></table>									Limit	Read	Ant	Cable	Preamp	Aux	APos	TPos	Remark	Freq	Level	Line	Margin	Level	Factor	Loss	Factor	Factor		MHz	dBuV/m	dBuV/m	dB	dBuV	dB/m	dB	dB	dB	cm deg	1	52.31	27.89	40.00	-12.11	45.63	13.24	1.18	32.23	0.07 -- -- Peak	2	128.94	21.15	43.50	-22.35	34.22	17.59	1.53	32.25	0.06 -- -- Peak	3	262.80	19.40	46.00	-26.60	29.49	20.00	1.91	32.12	0.12 -- -- Peak	4	507.24	24.77	46.00	-21.23	30.34	24.10	2.42	32.19	0.10 -- -- Peak	5	730.34	37.06	46.00	-8.94	38.67	27.53	2.80	32.09	0.15 -- -- Peak	6	955.38	34.21	46.00	-11.79	30.83	31.00	3.11	30.94
	Limit	Read	Ant	Cable	Preamp	Aux	APos	TPos	Remark																																																																																																																																																																																										
Freq	Level	Line	Margin	Level	Factor	Loss	Factor	Factor																																																																																																																																																																																											
MHz	dBuV/m	dBuV/m	dB	dBuV	dB/m	dB	dB	dB	cm deg																																																																																																																																																																																										
1	30.00	24.58	40.00	-15.42	30.51	25.30	1.05	32.31	0.03 -- -- Peak																																																																																																																																																																																										
2	202.66	23.39	43.50	-20.11	38.74	15.05	1.75	32.20	0.05 -- -- Peak																																																																																																																																																																																										
3	240.49	25.16	46.00	-20.84	37.99	17.37	1.85	32.15	0.10 -- -- Peak																																																																																																																																																																																										
4	290.93	27.32	46.00	-18.68	38.18	19.12	1.98	32.09	0.13 -- -- Peak																																																																																																																																																																																										
5	732.28	39.45	46.00	-6.55	40.90	27.68	2.80	32.08	0.15 -- -- Peak																																																																																																																																																																																										
6	955.38	33.42	46.00	-12.58	30.04	31.00	3.11	30.94	0.21 -- -- Peak																																																																																																																																																																																										
	Limit	Read	Ant	Cable	Preamp	Aux	APos	TPos	Remark																																																																																																																																																																																										
Freq	Level	Line	Margin	Level	Factor	Loss	Factor	Factor																																																																																																																																																																																											
MHz	dBuV/m	dBuV/m	dB	dBuV	dB/m	dB	dB	dB	cm deg																																																																																																																																																																																										
1	52.31	27.89	40.00	-12.11	45.63	13.24	1.18	32.23	0.07 -- -- Peak																																																																																																																																																																																										
2	128.94	21.15	43.50	-22.35	34.22	17.59	1.53	32.25	0.06 -- -- Peak																																																																																																																																																																																										
3	262.80	19.40	46.00	-26.60	29.49	20.00	1.91	32.12	0.12 -- -- Peak																																																																																																																																																																																										
4	507.24	24.77	46.00	-21.23	30.34	24.10	2.42	32.19	0.10 -- -- Peak																																																																																																																																																																																										
5	730.34	37.06	46.00	-8.94	38.67	27.53	2.80	32.09	0.15 -- -- Peak																																																																																																																																																																																										
6	955.38	34.21	46.00	-11.79	30.83	31.00	3.11	30.94	0.21 -- -- Peak																																																																																																																																																																																										



Mode	56																																																																																																		
	SHF																																																																																																		
	2400-2483.5_Bluetooth BR_GFSK_CH78_2480MHz																																																																																																		
ANT	1																																																																																																		
Pol.	Horizontal						Vertical																																																																																												
Peak																																																																																																			
	Site : 03CH13-HY Condition: PEAK_74 1m SHF_00993_231124 HORIZONTAL						Site : 03CH13-HY Condition: PEAK_74 1m SHF_00993_231124 VERTICAL																																																																																												
	<table><tr><th></th><th>Limit</th><th>Read</th><th>Ant</th><th>Cable</th><th>Preamp</th><th>Aux</th><th>APos</th><th>TPos</th><th></th></tr><tr><th>Freq</th><th>Level</th><th>Line</th><th>Margin</th><th>Level</th><th>Factor</th><th>Loss</th><th>Factor</th><th>Factor</th><th>Remark</th></tr><tr><th>MHz</th><th>dBuV/m</th><th>dBuV/m</th><th>dB</th><th>dBuV</th><th>dB/m</th><th>dB</th><th>dB</th><th>dB</th><th>cm</th><th>deg</th><th></th></tr><tr><td>1 24050.24</td><td>40.73</td><td>74.00</td><td>-33.27</td><td>58.47</td><td>38.60</td><td>6.97</td><td>53.77</td><td>-9.54</td><td>--</td><td>--</td><td>PEAK</td></tr></table>							Limit	Read	Ant	Cable	Preamp	Aux	APos	TPos		Freq	Level	Line	Margin	Level	Factor	Loss	Factor	Factor	Remark	MHz	dBuV/m	dBuV/m	dB	dBuV	dB/m	dB	dB	dB	cm	deg		1 24050.24	40.73	74.00	-33.27	58.47	38.60	6.97	53.77	-9.54	--	--	PEAK	<table><tr><th></th><th>Limit</th><th>Read</th><th>Ant</th><th>Cable</th><th>Preamp</th><th>Aux</th><th>APos</th><th>TPos</th><th></th></tr><tr><th>Freq</th><th>Level</th><th>Line</th><th>Margin</th><th>Level</th><th>Factor</th><th>Loss</th><th>Factor</th><th>Factor</th><th>Remark</th></tr><tr><th>MHz</th><th>dBuV/m</th><th>dBuV/m</th><th>dB</th><th>dBuV</th><th>dB/m</th><th>dB</th><th>dB</th><th>dB</th><th>cm</th><th>deg</th><th></th></tr><tr><td>1 24267.68</td><td>39.70</td><td>74.00</td><td>-34.30</td><td>57.20</td><td>38.67</td><td>7.01</td><td>53.64</td><td>-9.54</td><td>--</td><td>--</td><td>PEAK</td></tr></table>							Limit	Read	Ant	Cable	Preamp	Aux	APos	TPos		Freq	Level	Line	Margin	Level	Factor	Loss	Factor	Factor	Remark	MHz	dBuV/m	dBuV/m	dB	dBuV	dB/m	dB	dB	dB	cm	deg		1 24267.68	39.70	74.00	-34.30	57.20	38.67	7.01	53.64	-9.54	--	--
	Limit	Read	Ant	Cable	Preamp	Aux	APos	TPos																																																																																											
Freq	Level	Line	Margin	Level	Factor	Loss	Factor	Factor	Remark																																																																																										
MHz	dBuV/m	dBuV/m	dB	dBuV	dB/m	dB	dB	dB	cm	deg																																																																																									
1 24050.24	40.73	74.00	-33.27	58.47	38.60	6.97	53.77	-9.54	--	--	PEAK																																																																																								
	Limit	Read	Ant	Cable	Preamp	Aux	APos	TPos																																																																																											
Freq	Level	Line	Margin	Level	Factor	Loss	Factor	Factor	Remark																																																																																										
MHz	dBuV/m	dBuV/m	dB	dBuV	dB/m	dB	dB	dB	cm	deg																																																																																									
1 24267.68	39.70	74.00	-34.30	57.20	38.67	7.01	53.64	-9.54	--	--	PEAK																																																																																								

Appendix D. Duty Cycle Plots

<Sample 1>



Note:

1. Worst case Duty cycle = on time/100 milliseconds = $2 * 2.89 / 100 = 5.78 \%$
2. Worst case Duty cycle correction factor = $20 * \log(\text{Duty cycle}) = -24.76 \text{ dB}$
3. **2DH5** has the highest duty cycle worst case and is reported.

Duty Cycle Correction Factor Consideration for AFH mode:

Bluetooth normal hopping rate is 1600Hz and reduced to 800Hz in AFH mode; due to the reduced number of hopping frequencies, with the same packet configuration the dwell time in each channel frequency within 100msec period is longer in AFH mode than normal mode.

In AFH mode, the minimum hopping frequencies are 20, to get the longest dwell time DH5 packet is observed; the on time period to have DH5 packet completing one hopping sequence is

$$2.89 \text{ ms} \times 20 \text{ channels} = 57.8 \text{ ms}$$

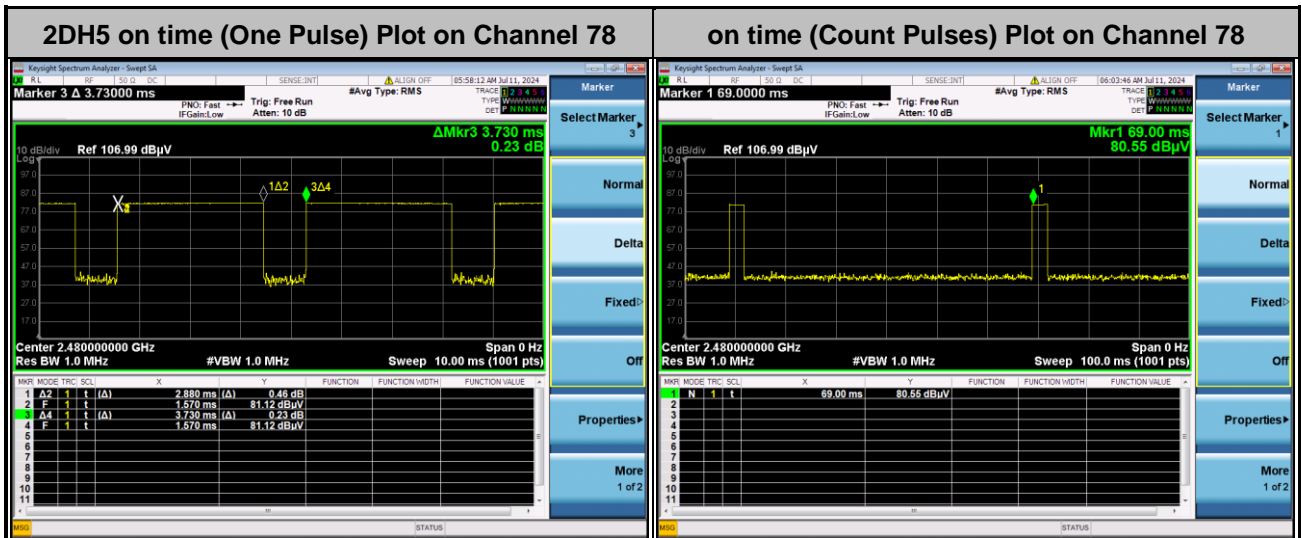
There cannot be 2 complete hopping sequences within 100ms period, considering the random hopping behavior, maximum 2 hops can be possibly observed within the period. $[100 \text{ ms} / 57.8 \text{ ms}] = 2 \text{ hops}$

Thus, the maximum possible ON time:

$$2.89 \text{ ms} \times 2 = 5.78 \text{ ms}$$

Worst case Duty Cycle Correction factor, which is derived from the maximum possible ON time,

$$20 \times \log(5.78 \text{ ms}/100 \text{ ms}) = -24.76 \text{ dB}$$

<Sample 2>

Note:

4. Worst case Duty cycle = on time/100 milliseconds = $2 * 2.88 / 100 = 5.78 \%$
5. Worst case Duty cycle correction factor = $20 * \log(\text{Duty cycle}) = -24.79 \text{ dB}$
6. **2DH5** has the highest duty cycle worst case and is reported.

Duty Cycle Correction Factor Consideration for AFH mode:

Bluetooth normal hopping rate is 1600Hz and reduced to 800Hz in AFH mode; due to the reduced number of hopping frequencies, with the same packet configuration the dwell time in each channel frequency within 100msec period is longer in AFH mode than normal mode.

In AFH mode, the minimum hopping frequencies are 20, to get the longest dwell time DH5 packet is observed; the on time period to have DH5 packet completing one hopping sequence is

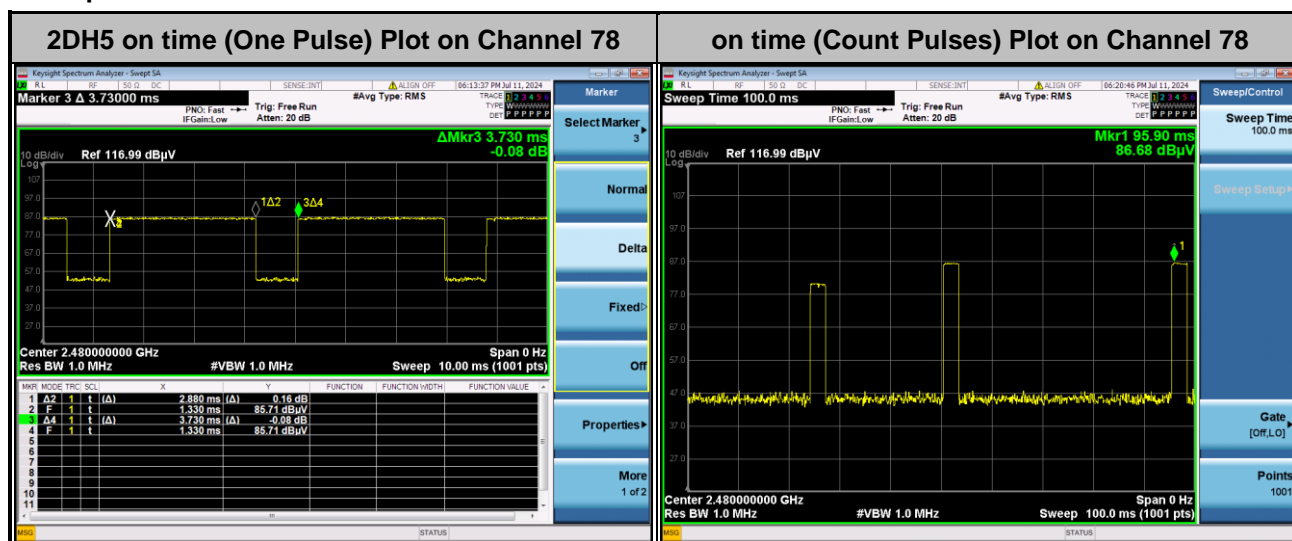
$$2.88 \text{ ms} \times 20 \text{ channels} = 57.8 \text{ ms}$$

There cannot be 2 complete hopping sequences within 100ms period, considering the random hopping behavior, maximum 2 hops can be possibly observed within the period. $[100 \text{ ms} / 57.8 \text{ ms}] = 2 \text{ hops}$
Thus, the maximum possible ON time:

$$2.88 \text{ ms} \times 2 = 5.78 \text{ ms}$$

Worst case Duty Cycle Correction factor, which is derived from the maximum possible ON time,

$$20 \times \log(5.78 \text{ ms}/100 \text{ ms}) = -24.79 \text{ dB}$$

<Sample 7>

Note:

7. Worst case Duty cycle = on time/100 milliseconds = $2 * 2.88 / 100 = 5.78 \%$
8. Worst case Duty cycle correction factor = $20 * \log(\text{Duty cycle}) = -24.79 \text{ dB}$
9. **2DH5** has the highest duty cycle worst case and is reported.

Duty Cycle Correction Factor Consideration for AFH mode:

Bluetooth normal hopping rate is 1600Hz and reduced to 800Hz in AFH mode; due to the reduced number of hopping frequencies, with the same packet configuration the dwell time in each channel frequency within 100msec period is longer in AFH mode than normal mode.

In AFH mode, the minimum hopping frequencies are 20, to get the longest dwell time DH5 packet is observed; the on time period to have DH5 packet completing one hopping sequence is

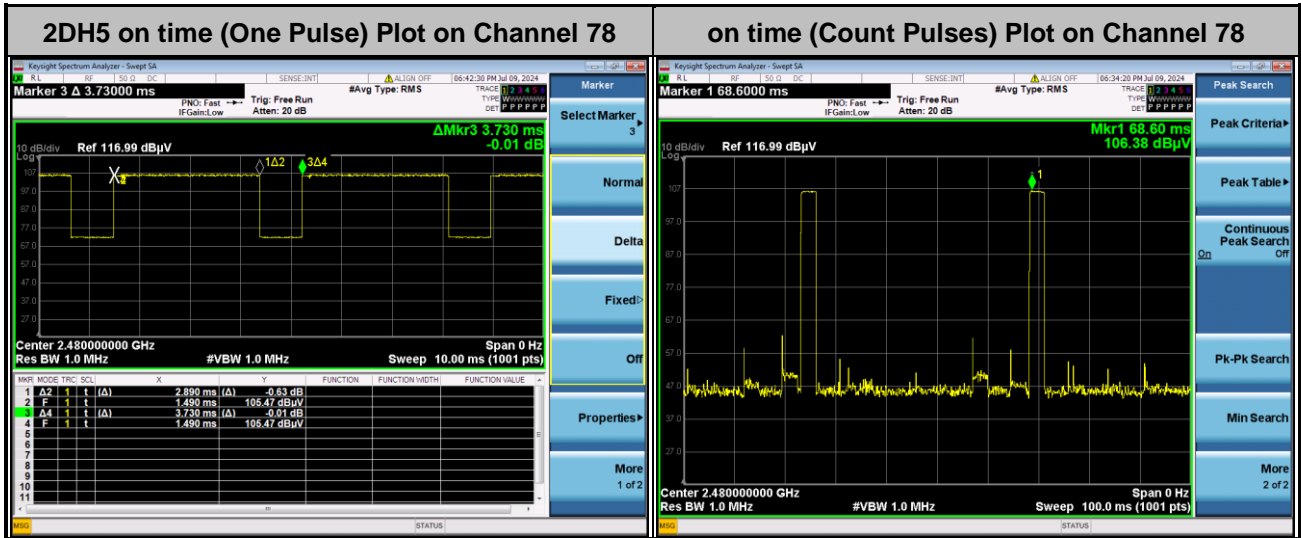
$$2.88 \text{ ms} \times 20 \text{ channels} = 57.8 \text{ ms}$$

There cannot be 2 complete hopping sequences within 100ms period, considering the random hopping behavior, maximum 2 hops can be possibly observed within the period. $[100 \text{ ms} / 57.8 \text{ ms}] = 2 \text{ hops}$
Thus, the maximum possible ON time:

$$2.88 \text{ ms} \times 2 = 5.78 \text{ ms}$$

Worst case Duty Cycle Correction factor, which is derived from the maximum possible ON time,

$$20 \times \log(5.78 \text{ ms}/100 \text{ ms}) = -24.79 \text{ dB}$$

<Sample 8>

Note:

10. Worst case Duty cycle = on time/100 milliseconds = $2 * 2.89 / 100 = 5.78 \%$
11. Worst case Duty cycle correction factor = $20 * \log(\text{Duty cycle}) = -24.76 \text{ dB}$
12. **2DH5** has the highest duty cycle worst case and is reported.

Duty Cycle Correction Factor Consideration for AFH mode:

Bluetooth normal hopping rate is 1600Hz and reduced to 800Hz in AFH mode; due to the reduced number of hopping frequencies, with the same packet configuration the dwell time in each channel frequency within 100msec period is longer in AFH mode than normal mode.

In AFH mode, the minimum hopping frequencies are 20, to get the longest dwell time DH5 packet is observed; the on time period to have DH5 packet completing one hopping sequence is

$$2.89 \text{ ms} \times 20 \text{ channels} = 57.8 \text{ ms}$$

There cannot be 2 complete hopping sequences within 100ms period, considering the random hopping behavior, maximum 2 hops can be possibly observed within the period. $[100 \text{ ms} / 57.8 \text{ ms}] = 2 \text{ hops}$

Thus, the maximum possible ON time:

$$2.89 \text{ ms} \times 2 = 5.78 \text{ ms}$$

Worst case Duty Cycle Correction factor, which is derived from the maximum possible ON time,

$$20 \times \log(5.78 \text{ ms}/100 \text{ ms}) = -24.76 \text{ dB}$$