

C-FACE

The logo for the C-FACE smart mask, featuring a blue square with a white rectangular cutout in the center.

smart mask

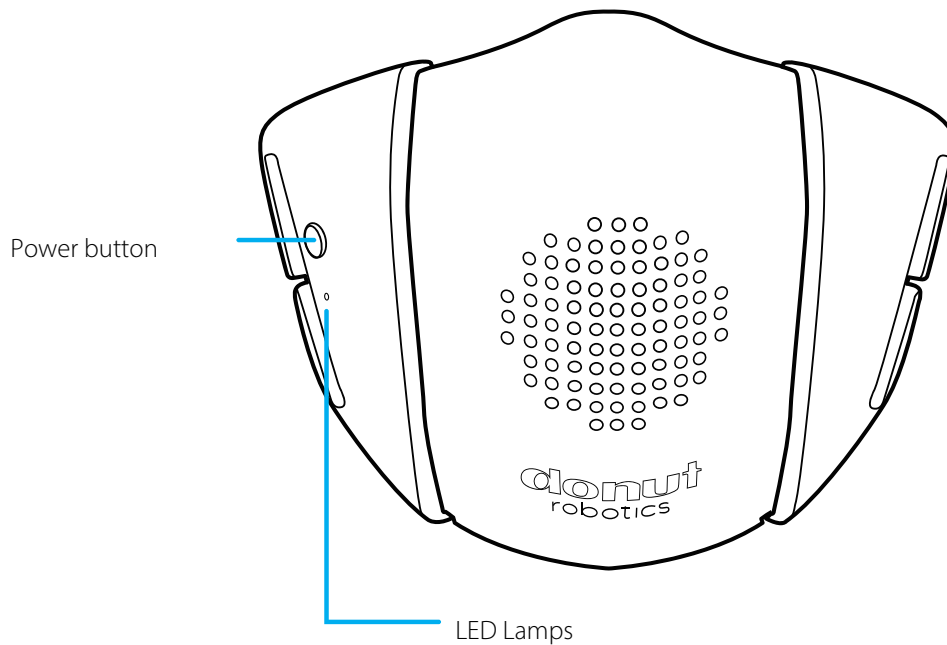
User's manual Warranty included

Please read this instruction manual carefully before use and use the product properly.
Keep the manual and warranty card in a safe place.
Please keep the manual and warranty card in a safe place and use them whenever necessary.

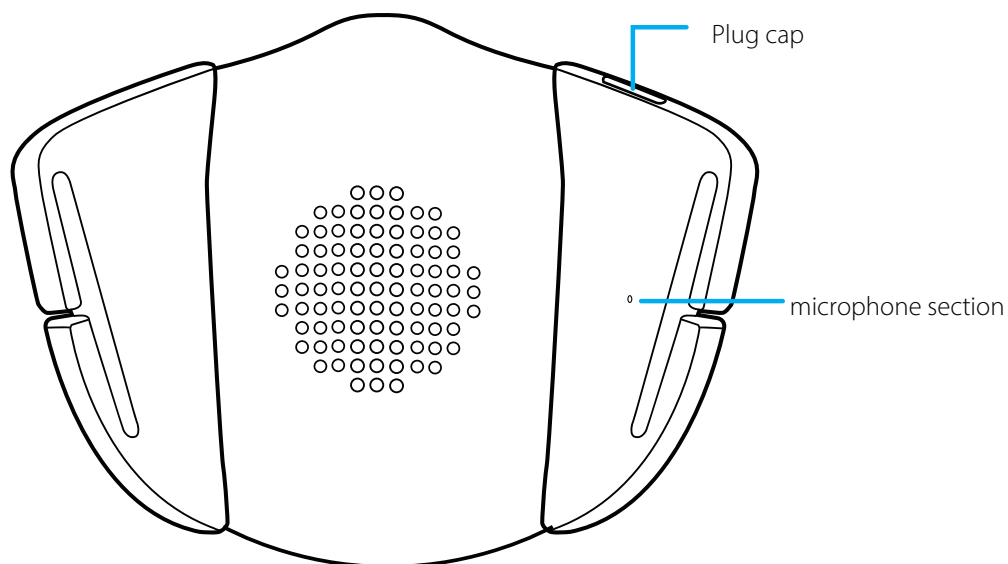
things included in a package



Name of each part



Name of each part



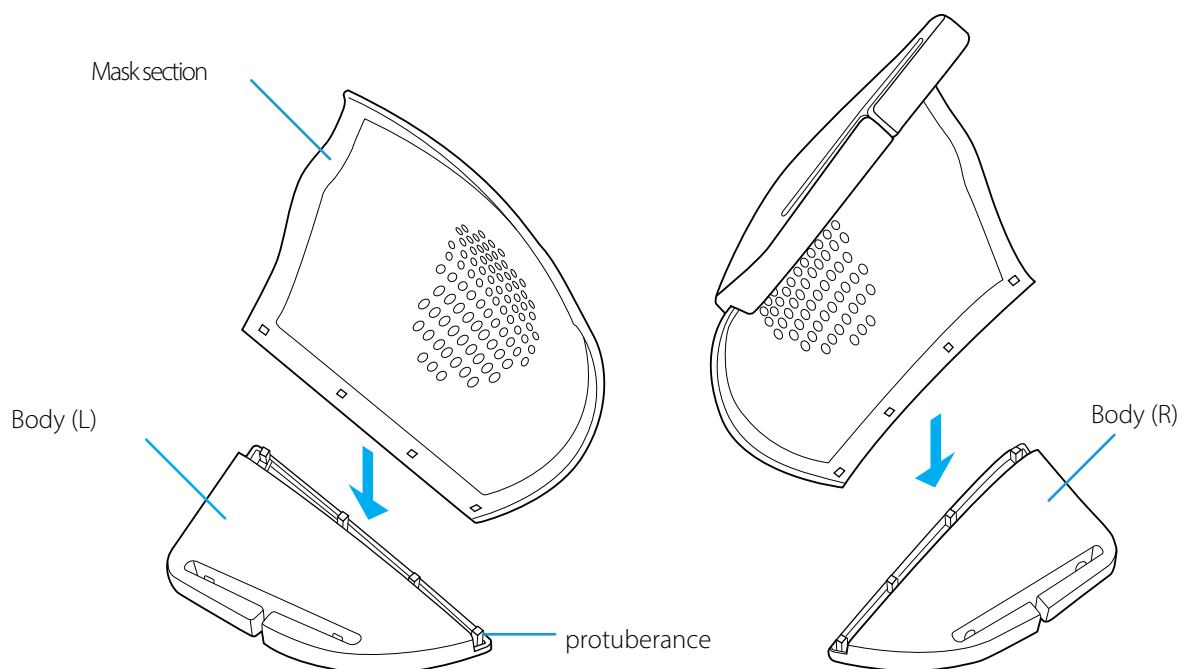
About blinking LED lamps

Power On Off	Slow white light	
pairing mode	Quickly flashes white	
during launch	Flashes every 4 seconds	
waiting for connection	Two short white flashes	
Charging	Red light Turns off after charging is complete	
Charge the battery.	Three short red flashes	

How to assemble

Attach the main unit (L) and the main unit (R) to the mask section respectively.

Insert the protruding part of the main unit into the mask part.



Create an account

Scan the code below to access the site and click
Click on "New Registration" and fill in the required information.



[Account registration site]

<https://account.c-face.jp>

Create an account

1

Go to the site and go to "New Registration Here".



The screenshot shows the Donut Robotics login page. At the top is the logo, which consists of two overlapping circles above the text "donut" in blue and "robotics" in grey. Below the logo is the heading "サインイン" (Sign In). There are two input fields: "メールアドレス" (Email Address) and "パスワード" (Password). Below the password field is a link "パスワードを忘れた場合" (Forgot Password?). At the bottom is a blue button labeled "サインイン" (Sign In) and a link "新規登録はこちら" (Click here for new registration).

2

Fill in each field and click the "Create Account" button to receive a confirmation email. If you do not receive a confirmation email, please check your junk mail folder.



The screenshot shows the Donut Robotics account creation page. The heading is "アカウントの作成" (Create Account). There are five input fields: "メールアドレス" (Email Address), "パスワード (6文字以上、40文字以下)" (Password (6 characters or more, 40 characters or less)), "パスワードの確認" (Confirm Password), "氏名" (Name), and "表示名" (Display Name). At the bottom is a blue button labeled "アカウント作成" (Create Account). Below the button is a note: "アカウントを作成すると、[利用規約](#)、及び [プライバシーポリシー](#) に同意したことになります。" (By creating an account, you agree to the [Terms of Use](#) and [Privacy Policy](#)).

Power on / off

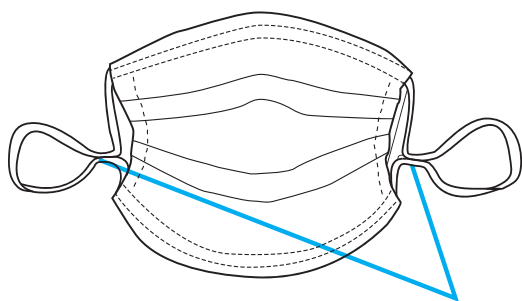
Press and hold the power button to turn the power on and off

Press and hold (3 seconds)	Power on / off switching
Press quickly 5 times	Pairing mode
Press quickly 7 times	Deletes all the information of the terminal connected in the past (factory default)

How to attach the mask

1

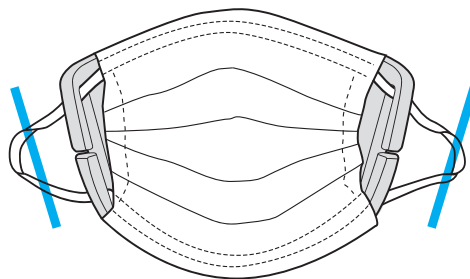
Pass the mask string through the groove in the center of the main body groove.



groove

2

Spread the string and hang it on the hook. The mask is Covers the mask part of the C-FACE body.



Charging method

※C-FACE cannot be used unless it is charged.

1

Open the plug cap and connect the USB TYPE-C cable (sold separately) to the main unit.

2

Connect the other side of the cable to a computer, etc., or connect it to the AC adapter (sold separately).

※* Chargers that support quick charging may not be able to be used to protect the power supply, especially if they have a large capacity.

How to pair

1

When you turn on the power, the LED lamp will blink quickly and you will automatically be in pairing mode.

※* If you want to connect C-FACE that has already been paired with your smartphone, set C-FACE to pairing mode and connect from your new smartphone.

2


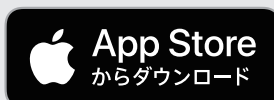
Select "C-FACE" from "Settings" in the C-FACE app
Press the "Connect with C-FACE" button and select "C-FACE"

How to use the C-FACE app

1

Scan the code below to download the app and install it on your smartphone.

Operation confirmed OS:
Android 8.0 and above
iOS 14.0 and above
(iPhone X or later
recommendation)



(Even if the above applies, it may not work properly depending on the model.)

2

Turn on Bluetooth on your smartphone.
Launch the C-FACE app.

※Please refer to the product web page for details on how to use the app.

How to care

Remove the mask and wipe it with antiseptic solution.

When spraying the disinfectant onto the mask, make sure it does not get in the microphone holes.





caution

Do not wash the main body (L) or main body (R) with water or submerge it in water. It may cause electric shock or malfunction.

Safety precautions

The precautions given here are to prevent harm or damage.
This is an important safety issue, so be sure to follow it.

Meaning of display

 warning	It contains precautions that may result in death or serious injury if mishandled.
 caution	Contains precautions that could result in injury if mishandled.



Do not use if you have a pacemaker on your heart.
Radio waves can affect cardiac pacemakers and medical electrical equipment.

Do not disassemble, repair or modify by yourself.
It may cause a fire, malfunction or accident.

Do not immerse or get the body in water.
It may cause fire, electric shock or malfunction.

Do not use if there is something wrong with the main body,
such as when the main body becomes abnormally hot. It may cause a fire.

Do not charge or use the product in a place exposed to water or steam such as a bath.
It may cause electric shock

Keep out of reach of children.
It may cause injury or accident.

Do not use, charge or store in places with high temperatures or where heat is trapped.
The built-in battery may generate heat or explode when used, charged, or stored
in the following places. there is.

- Soba by fire · Dashboard of automobiles and in-house under the scorching sun
- Places exposed to direct sunlight, etc.

If battery fluid leaks, do not touch the battery or fluid. Also, keep away from fire.
Failure to do so may result in injury or blindness.
If you put the battery near a fire, the leaked electrolyte may ignite, causing the battery to burst or catch fire.
If the internal battery fluid gets on your body or clothes, rinse thoroughly with clean water.
If the battery fluid gets on your body or clothes, rinse thoroughly with clean water and consult a doctor for diagnosis.

Do not insert or remove the plug with wet hands.
Doing so may result in electric shock.

Do not use the cord/plug to do anything that could damage it.
Do not damage, modify, place near heat sources, forcibly bend, twist, or pull the cord.
Do not bend, twist, pull, place heavy objects on, or bundle the cord.
Use of a damaged product may result in electric shock, short circuit, or fire.

Precautions for use

This product can be connected to devices equipped with Bluetooth wireless technology.

Follow the instructions of the relevant personnel and use the product properly in medical institutions, near medical equipment, and in aircraft.

This product uses the 2.4GHz frequency. This product uses the 2.4GHz frequency, so audio may be interrupted by Bluetooth products, devices using wireless LAN or Wi-Fi, or devices using the same 2.4GHz band. This product uses 2.4GHz frequency.

This product may be used only in countries where it complies with or has been certified under the radio laws of the respective countries.

This product cannot be used outside the country where it is sold.

This product complies with the technical standards of the Japanese Radio Law.

This product may not be refurbished and used without permission from the Ministry of Internal Affairs and Communications.

Violation of this will be punishable by law.

Storage Precautions

Do not store in the following locations

High temperature and high humidity

Outdoors or in direct sunlight.

Dusty places

Places exposed to oil smoke or steam

Near a fire or heat source

Places within reach of children and pets.

About Trademarks

The Bluetooth® word mark and logo are the property of Bluetooth SIG, Inc. and Doughnut Robotics, Inc. is using the mark under license.

Apple and the Apple logo are registered trademarks of Apple Inc. in the United States and other countries.

App Store and Siri are service marks of App Inc.

Android, Google Play, Google Assistant, and the Google Play logo are trademarks of Google LLC.

Disposal

When disposing of this product, please follow the government and local government instructions in your area.

For inquiries about our products, please contact

C-FACE Customer Support

Please feel free to contact us using the "Contact Us Form" at the bottom of the product page.

This device complies with part 15 of the FCC Rules. Operation is subject to the following two conditions:

(1) This device may not cause harmful interference, and

(2) this device must accept any interference received, including interference that may cause undesired operation.

NOTE: This equipment has been tested and found to comply with the limits for a Class B digital device, pursuant to part 15 of the FCC Rules.

These limits are designed to provide reasonable protection against harmful interference in a residential installation.

This equipment generates, uses and can radiate radio frequency energy and, if not installed and used in accordance with the instructions, may cause harmful interference to radio communications. However, there is no guarantee that interference will not occur in a particular installation.

If this equipment does cause harmful interference to radio or television reception, which can be determined by turning the equipment off and on, the user is encouraged to try to correct the interference by one or more of the following measures:

—Reorient or relocate the receiving antenna.

—Increase the separation between the equipment and receiver.

—Connect the equipment into an outlet on a circuit different from that to which the receiver is connected.

—Consult the dealer or an experienced radio/TV technician for help.

Changes or modifications not expressly approved by the party responsible for compliance could void the user's authority to operate the equipment.

This device has been evaluated to meet general RF exposure requirement. The device can be used in portable exposure condition without restriction.

guarantee letter

Product name	C-FACE
warranty period	Date of purchase
store	Store Name: Leave a Residence. Phone number

Warranty Policy

If the product fails under normal use within the warranty period, it will be replaced free of charge for one year from the date of purchase. However, consumable parts and accessories are not covered by the warranty.

Consumable parts: Mask section

In the following cases, the product will be repaired for a fee even within the warranty period.

(1) If you do not present this warranty card.

This product is not covered by this warranty.

(3) Failure or damage caused by transportation after purchase.

If the product is damaged or destroyed by fire, earthquake, flood, lightning or other natural disaster, pollution, abnormal voltage or unspecified power source, the user shall be liable for all damages.

(5) Malfunction due to damage caused by customer's carelessness or improper repair, disassembly or modification.

cation.

(6) Failure or deterioration due to use not in accordance with the instructions in the precautions.

(7) If the failure is caused by peripheral equipment other than this product.

(8) Replacement of consumable parts.

If you have any questions about this product, please contact our customer support.

This warranty is valid only in Japan.

If you have any questions, please feel free to contact us. It will not be used for any other purpose or provided to any third party.



Donut Robotics, Inc.
15F Toranomon Hills Business Tower, 1-17-1
Toranomon, Minato-ku, Tokyo 105-0001, Japan
Toranomon Hills Business Tower 15F
<https://www.donutrobotics.com/>

BM01RTL8763BF



001-A17317

この製品は認証取得済の
モジュールを使用しています。

2.4FH1