

TEST REPORT

Application No.: SHCR2109000192HS
FCC ID: 2A3CT-IC085A
IC: 27782-IC085A
Applicant: MQRS Holdings Inc.
Address of Applicant: 2225 Erin Mills Parkway Unit 29i, L7A4M7 Mississauga, Ontario, L5K 1T9 Canada
Manufacturer: SHANGHAI Niaoyu Huaxiang Pet Co., Ltd
Address of Manufacturer: Building H, Xuhui Vanke Center, No.55 Ding'an Road, Xuhui District, Shanghai.
Factory: SHANGHAI Niaoyu Huaxiang Pet Co., Ltd
Address of Factory: Building H, Xuhui Vanke Center, No.55 Ding'an Road, Xuhui District, Shanghai.
Equipment Under Test (EUT):
EUT Name: Purrclean Smart Litter Box
Model No.: IC085A
Trade Mark: INSTACHEW
Standard(s) : 47 CFR Part 15, Subpart C 15.247
RSS-247 Issue 2, February 2017
RSS-Gen Issue 5 April 2018 Amendment 2
Date of Receipt: 2021-09-15
Date of Test: 2022-11-29 to 2022-12-09
Date of Issue: 2022-12-12

Test Result:	Pass*
---------------------	--------------

* In the configuration tested, the EUT complied with the standards specified above.

Parlam Zhan

Parlam Zhan
Laboratory Manager



Unless otherwise agreed in writing, this document is issued by the Company subject to its General Conditions of Service printed overleaf, available on request or accessible at <https://www.sgs.com/en/Terms-and-Conditions>. Attention is drawn to the limitation of liability, indemnification and jurisdiction issues defined therein. Any holder of this document is advised that information contained hereon reflects the Company's findings at the time of its intervention only and within the limits of Client's instructions, if any. The Company's sole responsibility is to its Client and this document does not exonerate parties to a transaction from exercising all their rights and obligations under the transaction documents. This document cannot be reproduced except in full, without prior written approval of the Company. Any unauthorized alteration, forgery or falsification of the content or appearance of this document is unlawful and offenders may be prosecuted to the fullest extent of the law. Unless otherwise stated the results shown in this test report refer only to the sample(s) tested and such sample(s) are retained for 30 days only.

Attention: To check the authenticity of testing /inspection report & certificate, please contact us at telephone: (86-755) 8307 1443, or email: CN.Doccheck@sgs.com

SGS-CSTC Standards Technical Services (Shanghai) Co., Ltd.
EEC EMC Lab

NO.588 West Jindu Road, Songjiang District, Shanghai China 201612
中国·上海·松江区金都西路588号 邮编: 201612

t (86-21) 61915666
t (86-21) 61915666

f (86-21) 61915678
f (86-21) 61915678

www.sgsgroup.com.cn
sgs.china@sgs.com

Revision Record			
Version	Description	Date	Remark
00	Original	2022-12-12	/

Authorized for issue by:			
		Bill Wu	
		Bill Wu/Project Engineer	
		Parlam Zhan	
		Parlam Zhan/Reviewer	



Unless otherwise agreed in writing, this document is issued by the Company subject to its General Conditions of Service printed overleaf, available on request or accessible at <https://www.sgs.com/en/Terms-and-Conditions>. Attention is drawn to the limitation of liability, indemnification and jurisdiction issues defined therein. Any holder of this document is advised that information contained hereon reflects the Company's findings at the time of its intervention only and within the limits of Client's instructions, if any. The Company's sole responsibility is to its Client and this document does not exonerate parties to a transaction from exercising all their rights and obligations under the transaction documents. This document cannot be reproduced except in full, without prior written approval of the Company. Any unauthorized alteration, forgery or falsification of the content or appearance of this document is unlawful and offenders may be prosecuted to the fullest extent of the law. Unless otherwise stated the results shown in this test report refer only to the sample(s) tested and such sample(s) are retained for 30 days only.

Attention: To check the authenticity of testing /inspection report & certificate, please contact us at telephone: (86-755) 8307 1443, or email: CN.Doccheck@sgs.com

SGS-CSTC Standards Technical Services (Shanghai) Co., Ltd.
EEC EMC Lab

NO.588 West Jindu Road, Songjiang District, Shanghai China 201612
中国·上海·松江区金都西路588号 邮编: 201612

t (86-21) 61915666
t (86-21) 61915666

f (86-21) 61915678
f (86-21) 61915678

www.ssgsgroup.com.cn
sgs.china@sgs.com

2 Test Summary

Radio Spectrum Technical Requirement				
Item	FCC Requirement	IC Requirement	Method	Result
Antenna Requirement	47 CFR Part 15, Subpart C 15.203 & 15.247(c)	RSS-Gen Clause 6.8	N/A	Customer Declaration

N/A: Not applicable

Radio Spectrum Matter Part				
Item	FCC Requirement	IC Requirement	Method	Result
Conducted Emissions at AC Power Line (150kHz-30MHz)	47 CFR Part 15, Subpart C 15.207	RSS-Gen Clause 8.8	ANSI C63.10 (2013) Section 6.2	Pass
Minimum 6dB Bandwidth	47 CFR Part 15, Subpart C 15.247a(2)	RSS-247 Clause 5.2(a)	ANSI C63.10 (2013) Section 11.8.1	Pass
Conducted Peak Output Power	47 CFR Part 15, Subpart C 15.247(b)(3)	RSS-247 Clause 5.4(d)	ANSI C63.10 (2013) Section 11.9.1	Pass
Power Spectrum Density	47 CFR Part 15, Subpart C 15.247(e)	RSS-247 Clause 5.2(b)	ANSI C63.10 (2013) Section 11.10.2	Pass
Conducted Band Edges Measurement	47 CFR Part 15, Subpart C 15.247(d)	RSS-247 Clause 5.5	ANSI C63.10 (2013) Section 11.13.3.2	Pass
Conducted Spurious Emissions	47 CFR Part 15, Subpart C 15.247(d)	RSS-247 Clause 5.5	ANSI C63.10 (2013) Section 11.11	Pass
Radiated Emissions which fall in the restricted bands	47 CFR Part 15, Subpart C 15.209 & 15.247(d)	RSS-247 Section 3.3 & RSS-Gen Section 8.9	ANSI C63.10 (2013) Section 6.10.5	Pass
Radiated Spurious Emissions	47 CFR Part 15, Subpart C 15.209 & 15.247(d)	RSS-247 Section 3.3 & RSS-Gen Section 8.9	ANSI C63.10 (2013) Section 6.4,6.5,6.6	Pass
99% Bandwidth	-	RSS-Gen Section 6.7	ANSI C63.10 Section 6.9.3	Pass



Unless otherwise agreed in writing, this document is issued by the Company subject to its General Conditions of Service printed overleaf, available on request or accessible at <https://www.sgs.com/en/Terms-and-Conditions>. Attention is drawn to the limitation of liability, indemnification and jurisdiction issues defined therein. Any holder of this document is advised that information contained hereon reflects the Company's findings at the time of its intervention only and within the limits of Client's instructions, if any. The Company's sole responsibility is to its Client and this document does not exonerate parties to a transaction from exercising all their rights and obligations under the transaction documents. This document cannot be reproduced except in full, without prior written approval of the Company. Any unauthorized alteration, forgery or falsification of the content or appearance of this document is unlawful and offenders may be prosecuted to the fullest extent of the law. Unless otherwise stated the results shown in this test report refer only to the sample(s) tested and such sample(s) are retained for 30 days only.

Attention: To check the authenticity of testing /inspection report & certificate, please contact us at telephone: (86-755) 8307 1443, or email: CN.Doccheck@sgs.com

SGS-CSTC Standards Technical Services (Shanghai) Co., Ltd.
EEC EMC Lab

NO.588 West Jindu Road, Songjiang District, Shanghai China 201612
中国·上海·松江区金都西路588号 邮编: 201612

t (86-21) 61915666 f (86-21) 61915678 www.sgsgroup.com.cn
t (86-21) 61915666 f (86-21) 61915678 sgs.china@sgs.com

3 Contents

	Page
1 COVER PAGE	1
2 TEST SUMMARY	3
3 CONTENTS	4
4 GENERAL INFORMATION	7
4.1 DETAILS OF E.U.T.	7
4.2 DESCRIPTION OF SUPPORT UNITS	7
4.3 POWER LEVEL SETTING USING IN TEST:	7
4.4 MEASUREMENT UNCERTAINTY & DECISION RULE	8
4.5 TEST LOCATION.....	8
4.6 TEST FACILITY.....	9
4.7 DEVIATION FROM STANDARDS	9
4.8 ABNORMALITIES FROM STANDARD CONDITIONS	9
5 EQUIPMENT LIST	10
6 RADIO SPECTRUM TECHNICAL REQUIREMENT	13
6.1 ANTENNA REQUIREMENT	13
6.1.1 <i>Test Requirement:</i>	13
6.1.2 <i>Conclusion</i>	13
7 RADIO SPECTRUM MATTER TEST RESULTS	14
7.1 CONDUCTED EMISSIONS AT AC POWER LINE (150KHZ-30MHZ).....	14
7.1.1 <i>E.U.T. Operation</i>	14
7.1.2 <i>Test Mode Description</i>	14
7.1.3 <i>Test Setup Diagram</i>	14
7.1.4 <i>Measurement Procedure and Data</i>	15
7.2 CONDUCTED PEAK OUTPUT POWER	18
7.2.1 <i>E.U.T. Operation</i>	18
7.2.2 <i>Test Setup Diagram</i>	18
7.2.3 <i>Measurement Procedure and Data</i>	18
7.3 MINIMUM 6DB BANDWIDTH.....	19
7.3.1 <i>E.U.T. Operation</i>	19
7.3.2 <i>Test Mode Description</i>	19
7.3.3 <i>Test Setup Diagram</i>	19
7.3.4 <i>Measurement Procedure and Data</i>	19
7.4 POWER SPECTRUM DENSITY.....	20
7.4.1 <i>E.U.T. Operation</i>	20
7.4.2 <i>Test Mode Description</i>	20
7.4.3 <i>Test Setup Diagram</i>	20
7.4.4 <i>Measurement Procedure and Data</i>	20
7.5 CONDUCTED BAND EDGES MEASUREMENT	21
7.5.1 <i>E.U.T. Operation</i>	21
7.5.2 <i>Test Mode Description</i>	21



Unless otherwise agreed in writing, this document is issued by the Company subject to its General Conditions of Service printed overleaf, available on request or accessible at <https://www.sgs.com/en/Terms-and-Conditions>. Attention is drawn to the limitation of liability, indemnification and jurisdiction issues defined therein. Any holder of this document is advised that information contained hereon reflects the Company's findings at the time of its intervention only and within the limits of Client's instructions, if any. The Company's sole responsibility is to its Client and this document does not exonerate parties to a transaction from exercising all their rights and obligations under the transaction documents. This document cannot be reproduced except in full, without prior written approval of the Company. Any unauthorized alteration, forgery or falsification of the content or appearance of this document is unlawful and offenders may be prosecuted to the fullest extent of the law. Unless otherwise stated the results shown in this test report refer only to the sample(s) tested and such sample(s) are retained for 30 days only.

Attention: To check the authenticity of testing /inspection report & certificate, please contact us at telephone: (86-755) 8307 1443, or email: CN.Doccheck@sgs.com

SGS-CSTC Standards Technical Services (Shanghai) Co., Ltd.
EEC EMC Lab

NO.588 West Jindu Road, Songjiang District, Shanghai China 201612
中国·上海·松江区金都西路588号 邮编: 201612

t (86-21) 61915666
t (86-21) 61915666

f (86-21) 61915678
f (86-21) 61915678

www.sgs.com.cn
sgs.china@sgs.com

7.5.3	Test Setup Diagram.....	21
7.5.4	Measurement Procedure and Data.....	21
7.6	CONDUCTED SPURIOUS EMISSIONS.....	22
7.6.1	E.U.T. Operation.....	22
7.6.2	Test Mode Description.....	22
7.6.3	Test Setup Diagram.....	22
7.6.4	Measurement Procedure and Data.....	22
7.7	RADIATED EMISSIONS WHICH FALL IN THE RESTRICTED BANDS	23
7.7.1	E.U.T. Operation.....	23
7.7.2	Test Mode Description.....	23
7.7.3	Test Setup Diagram.....	24
7.7.4	Measurement Procedure and Data.....	25
7.8	RADIATED SPURIOUS EMISSIONS BELOW 1GHz.....	30
7.8.1	E.U.T. Operation.....	30
7.8.2	Test Mode Description.....	30
7.8.3	Test Setup Diagram.....	31
7.8.4	Measurement Procedure and Data.....	32
7.9	RADIATED SPURIOUS EMISSIONS ABOVE 1GHz	35
7.9.1	E.U.T. Operation.....	35
7.9.2	Test Mode Description.....	35
7.9.3	Test Setup Diagram.....	36
7.9.4	Measurement Procedure and Data.....	37
7.10	99% BANDWIDTH	44
7.10.1	E.U.T. Operation.....	44
7.10.2	Test Mode Description.....	44
7.10.3	Test Setup Diagram.....	44
7.10.4	Measurement Procedure and Data	44
8	TEST SETUP PHOTOGRAPHS	45
9	EUT CONSTRUCTIONAL DETAILS	45
10	APPENDIX.....	45
10.1	APPENDIX A: DTS BANDWIDTH	45
10.1.1	Test Result	45
10.1.2	Test Graphs.....	46
10.2	APPENDIX B: OCCUPIED CHANNEL BANDWIDTH	47
10.2.1	Test Result	47
10.2.2	Test Graphs.....	48
10.3	APPENDIX C: MAXIMUM CONDUCTED OUTPUT POWER.....	49
10.3.1	Test Result	49
10.3.2	Test Graphs.....	50
10.4	APPENDIX D: MAXIMUM POWER SPECTRAL DENSITY	52
10.4.1	Test Result	52
10.4.2	Test Graphs.....	53
10.5	APPENDIX E: BAND EDGE MEASUREMENTS	55
10.5.1	Test Result	55
10.5.2	Test Graphs.....	56
10.6	APPENDIX F: CONDUCTED SPURIOUS EMISSION.....	57
10.6.1	Test Result	57



Unless otherwise agreed in writing, this document is issued by the Company subject to its General Conditions of Service printed overleaf, available on request or accessible at <https://www.sgs.com/en/Terms-and-Conditions>. Attention is drawn to the limitation of liability, indemnification and jurisdiction issues defined therein. Any holder of this document is advised that information contained hereon reflects the Company's findings at the time of its intervention only and within the limits of Client's instructions, if any. The Company's sole responsibility is to its Client and this document does not exonerate parties to a transaction from exercising all their rights and obligations under the transaction documents. This document cannot be reproduced except in full, without prior written approval of the Company. Any unauthorized alteration, forgery or falsification of the content or appearance of this document is unlawful and offenders may be prosecuted to the fullest extent of the law. Unless otherwise stated the results shown in this test report refer only to the sample(s) tested and such sample(s) are retained for 30 days only.

Attention: To check the authenticity of testing /inspection report & certificate, please contact us at telephone: (86-755) 8307 1443, or email: CN.Doccheck@sgs.com

SGS-CSTC Standards Technical Services (Shanghai) Co., Ltd.
EEC EMC Lab

NO.588 West Jindu Road, Songjiang District, Shanghai China 201612
中国·上海·松江区金都西路588号 邮编: 201612

t (86-21) 61915666
t (86-21) 61915666

f (86-21) 61915678
f (86-21) 61915678

www.sgs.com.cn
sgs.china@sgs.com

10.6.2	Test Graphs.....	58
--------	------------------	----



Unless otherwise agreed in writing, this document is issued by the Company subject to its General Conditions of Service printed overleaf, available on request or accessible at <https://www.sgs.com/en/Terms-and-Conditions>. Attention is drawn to the limitation of liability, indemnification and jurisdiction issues defined therein. Any holder of this document is advised that information contained hereon reflects the Company's findings at the time of its intervention only and within the limits of Client's instructions, if any. The Company's sole responsibility is to its Client and this document does not exonerate parties to a transaction from exercising all their rights and obligations under the transaction documents. This document cannot be reproduced except in full, without prior written approval of the Company. Any unauthorized alteration, forgery or falsification of the content or appearance of this document is unlawful and offenders may be prosecuted to the fullest extent of the law. Unless otherwise stated the results shown in this test report refer only to the sample(s) tested and such sample(s) are retained for 30 days only.

Attention: To check the authenticity of testing /inspection report & certificate, please contact us at telephone: (86-755) 8307 1443, or email: CN.Doccheck@sgs.com

SGS-CSTC Standards Technical Services (Shanghai) Co., Ltd.
EEC EMC Lab

NO.588 West Jindu Road, Songjiang District, Shanghai China 201612
中国·上海·松江区金都西路588号 邮编: 201612

t (86-21) 61915666
t (86-21) 61915666

f (86-21) 61915678
f (86-21) 61915678

www.sgsgroup.com.cn
sgs.china@sgs.com

4 General Information

4.1 Details of E.U.T.

Power supply:	DC 12V by adapter Adapter: Model:TEKA-TD120200US Input:100-240V~50/60Hz Output:12V 2A
Test voltage:	AC 120V/60Hz
Operation Frequency:	2402MHz to 2480MHz
Bluetooth Version:	V4.2 LE
Modulation Type:	GFSK
Number of Channels:	40
Channel Spacing:	2MHz
Antenna Type:	PCB Antenna
Antenna Gain:	2.54dBi (Provided by manufacturer)
S/N:	83878IC085AXXXXX
Firmware Version:	V1.4.9

4.2 Description of Support Units

Description	Manufacturer	Model No.	Serial No.
Laptop	LENOVO	L460	-
Serial port adapter plate	-	Test Plate 3	-

4.3 Power level setting using in test:

Channel	Power setting
0	00
19	00
39	00



Unless otherwise agreed in writing, this document is issued by the Company subject to its General Conditions of Service printed overleaf, available on request or accessible at <https://www.sgs.com/en/Terms-and-Conditions>. Attention is drawn to the limitation of liability, indemnification and jurisdiction issues defined therein. Any holder of this document is advised that information contained hereon reflects the Company's findings at the time of its intervention only and within the limits of Client's instructions, if any. The Company's sole responsibility is to its Client and this document does not exonerate parties to a transaction from exercising all their rights and obligations under the transaction documents. This document cannot be reproduced except in full, without prior written approval of the Company. Any unauthorized alteration, forgery or falsification of the content or appearance of this document is unlawful and offenders may be prosecuted to the fullest extent of the law. Unless otherwise stated the results shown in this test report refer only to the sample(s) tested and such sample(s) are retained for 30 days only.

Attention: To check the authenticity of testing /inspection report & certificate, please contact us at telephone: (86-755) 8307 1443, or email: CN.Doccheck@sgs.com

SGS-CSTC Standards Technical Services (Shanghai) Co., Ltd.
EEC EMC Lab

NO.588 West Jindu Road, Songjiang District, Shanghai China 201612
中国·上海·松江区金都西路588号 邮编: 201612

t (86-21) 61915666
t (86-21) 61915666

f (86-21) 61915678
f (86-21) 61915678

www.ssgroup.com.cn
sgs.china@sgs.com

4.4 Measurement Uncertainty & Decision Rule

No.	Item	Measurement Uncertainty
1	Radio Frequency	8.4×10^{-8}
2	Timeout	2s
3	Duty cycle	0.4%
4	Occupied Bandwidth	3%
5	RF conducted power	0.6dB
6	RF power density	2.9dB
7	Conducted Spurious emissions	0.75dB
8	RF Radiated power	5.2dB (Below 1GHz)
		5.9dB (Above 1GHz)
9	Radiated Spurious emission test	4.2dB (Below 30MHz)
		4.5dB (30MHz-1GHz)
		5.1dB (1GHz-6GHz)
		5.4dB (6GHz-18GHz)
10	Temperature test	1°C
11	Humidity test	3%
12	Supply voltages	1.5%
13	Time	3%

Note: The measurement uncertainty represents an expanded uncertainty expressed at approximately the 95% confidence level using a coverage factor of k=2.

4.5 Test Location

All tests were performed at:

SGS-CSTC Standards Technical Services (Shanghai) Co., Ltd. E&E Lab

588 West Jindu Road, Xinqiao, Songjiang, 201612 Shanghai, China

Tel: +86 21 6191 5666

Fax: +86 21 6191 5678

No tests were sub-contracted.

Note:

1. SGS is not responsible for wrong test results due to incorrect information (e.g. max. clock frequency, highest internal frequency, antenna gain, cable loss, etc) is provided by the applicant. (if applicable).

2. SGS is not responsible for the authenticity, integrity and the validity of the conclusion based on results of the data provided by applicant. (if applicable).



Unless otherwise agreed in writing, this document is issued by the Company subject to its General Conditions of Service printed overleaf, available on request or accessible at <https://www.sgs.com/en/Terms-and-Conditions>. Attention is drawn to the limitation of liability, indemnification and jurisdiction issues defined therein. Any holder of this document is advised that information contained hereon reflects the Company's findings at the time of its intervention only and within the limits of Client's instructions, if any. The Company's sole responsibility is to its Client and this document does not exonerate parties to a transaction from exercising all their rights and obligations under the transaction documents. This document cannot be reproduced except in full, without prior written approval of the Company. Any unauthorized alteration, forgery or falsification of the content or appearance of this document is unlawful and offenders may be prosecuted to the fullest extent of the law. Unless otherwise stated the results shown in this test report refer only to the sample(s) tested and such sample(s) are retained for 30 days only.

Attention: To check the authenticity of testing /inspection report & certificate, please contact us at telephone: (86-755) 8307 1443, or email: CN.Doccheck@sgs.com

SGS-CSTC Standards Technical Services (Shanghai) Co., Ltd.
EEC EMC Lab

NO.588 West Jindu Road, Songjiang District, Shanghai China 201612
中国·上海·松江区金都西路588号 邮编: 201612

t (86-21) 61915666
t (86-21) 61915666

f (86-21) 61915678
f (86-21) 61915678

www.sgsgroup.com.cn
sgs.china@sgs.com

4.6 Test Facility

The test facility is recognized, certified, or accredited by the following organizations:

- **A2LA (Certificate No. 6332.01)**

SGS-CSTC Standards Technical Services (Shanghai) Co., Ltd. is accredited by the American Association for Laboratory Accreditation(A2LA).

- **FCC (Designation Number: CN1301)**

SGS-CSTC Standards Technical Services (Shanghai) Co., Ltd. has been recognized as an accredited testing laboratory.

- **ISED (CAB Identifier: CN0020)**

SGS-CSTC Standards Technical Services (Shanghai) Co., Ltd. EMC Laboratory has been recognized by Innovation, Science and Economic Development Canada (ISED) as an accredited testing laboratory.
Company Number: 8617A

- **VCCI (Member No.: 3061)**

The 3m Semi-anechoic chamber and Shielded Room of SGS-CSTC Standards Technical Services (Shanghai) Co., Ltd. has been registered in accordance with the Regulations for Voluntary Control Measures with Registration No.: R-13868, C-14336, T-12221, G-10830 respectively.

4.7 Deviation from Standards

None

4.8 Abnormalities from Standard Conditions

None



Unless otherwise agreed in writing, this document is issued by the Company subject to its General Conditions of Service printed overleaf, available on request or accessible at <https://www.sgs.com/en/Terms-and-Conditions>. Attention is drawn to the limitation of liability, indemnification and jurisdiction issues defined therein. Any holder of this document is advised that information contained hereon reflects the Company's findings at the time of its intervention only and within the limits of Client's instructions, if any. The Company's sole responsibility is to its Client and this document does not exonerate parties to a transaction from exercising all their rights and obligations under the transaction documents. This document cannot be reproduced except in full, without prior written approval of the Company. Any unauthorized alteration, forgery or falsification of the content or appearance of this document is unlawful and offenders may be prosecuted to the fullest extent of the law. Unless otherwise stated the results shown in this test report refer only to the sample(s) tested and such sample(s) are retained for 30 days only.

Attention: To check the authenticity of testing /inspection report & certificate, please contact us at telephone: (86-755) 8307 1443, or email: CN.Doccheck@sgs.com

SGS-CSTC Standards Technical Services (Shanghai) Co., Ltd.
EEC EMC Lab

NO.588 West Jindu Road, Songjiang District, Shanghai China 201612
中国·上海·松江区金都西路588号 邮编: 201612

t (86-21) 61915666
t (86-21) 61915666

f (86-21) 61915678
f (86-21) 61915678

www.sgsgroup.com.cn
sgs.china@sgs.com

5 Equipment List

Equipment	Manufacturer	Model No	Inventory No	Cal Date	Cal Due Date
RF Conducted Test					
Spectrum Analyzer	R&S	FSP-30	SHEM002-1	2021-12-20	2022-12-19
Spectrum Analyzer	Keysight	N9020B	SHEM241-1	2021-12-20	2022-12-19
Spectrum Analyzer	Agilent	N9020A	SHEM181-1	2022-08-02	2023-08-01
Signal Generator	R&S	SMR20	SHEM006-1	2022-08-02	2023-08-01
Signal Generator	Agilent	N5182A	SHEM182-1	2022-08-02	2023-08-01
Communication Tester	R&S	CMW270	SHEM183-1	2022-07-25	2023-07-24
Communication Tester	R&S	CMW500	SHEM268-1	2022-07-25	2023-07-24
Power Sensor	Keysight	U2021XA * 4	SHEM184-1	2022-08-02	2023-08-01
Splitter	Anritsu	MA1612A	SHEM185-1	/	/
Coupler	e-meca	803-S-1	SHEM186-1	/	/
High-low Temp Cabinet	Suzhou Zhihe	TL-40	SHEM087-1	2022-11-08	2024-11-07
AC Power Stabilizer	APC	KDF-31020T-V0-F0	SHEM216-1	2021-12-20	2022-12-19
DC Power Supply	MCH	MCH-303A	SHEM210-1	2021-12-20	2022-12-19
Conducted test Cable	/	RF01~RF04	/	2021-12-20	2022-12-19
Switcher	Tonscend	JS0806	SHEM184-1	2022-08-02	2023-08-01
Test software	Tonscend	JS Tonscend BT/WIFI System	Version: 2.6	/	/
Coaxial Cable	TST		SHEM263-1	2022-08-02	2023-08-01
Test software	TST	TST PASS	Version: 2.0	/	/
RF Radiated Test					
EMI test Receiver	R&S	ESU40	SHEM051-1	2021-12-20	2022-12-19
Spectrum Analyzer	R&S	FSP-30	SHEM002-1	2021-12-20	2022-12-19
Communication Tester	R&S	CMW500	SHEM268-1	2022-07-25	2023-07-24
Loop Antenna (9kHz-30MHz)	Schwarzbeck	FMZB1519	SHEM135-1	2021-12-20	2022-12-19
Antenna (25MHz-2GHz)	Schwarzbeck	VULB9168	SHEM048-1	2021-09-11	2023-09-10
Antenna (25MHz-2GHz)	Schwarzbeck	VULB9168	SHEM202-1	2021-05-07	2023-05-06
Horn Antenna (1-18GHz)	Schwarzbeck	HF906	SHEM009-1	2022/8/11	2024-08-10
Horn Antenna (1-18GHz)	Schwarzbeck	BBHA9120D	SHEM050-1	2021-09-18	2023-09-17
Horn Antenna (14-40GHz)	Schwarzbeck	BBHA 9170	SHEM049-1	2021-09-18	2023-09-17
Pre-Amplifier	HP	8447D	SHEM236-1	2022-08-02	2023-08-01
High-amplifier (14-40GHz)	Schwarzbeck	10001	SHEM049-2	2021-12-20	2022-12-19
Band Filter	LORCH	9BRX-875/X150	SHEM156-1	/	/
Band Filter	LORCH	13BRX-1950/X500	SHEM083-2	/	/
Band Filter	LORCH	5BRX-2400/X200	SHEM155-1	/	/
Band Filter	LORCH	5BRX-5500/X1000	SHEM157-2	/	/
High pass Filter	Wainwright	WHK3.0/18G	SHEM157-1	/	/
High pass Filter	Wainwright	WHKS1700	SHEM157-3	/	/
Semi/Fully Anechoic	ST	11*6*6M	SHEM078-2	2020-05-25	2023-05-24
RE test Cable	/	RE01, RE02, RE06	/	2022-01-07	2023-01-06
Test software	ESE	E3	Version: 6.111221a	/	/



Unless otherwise agreed in writing, this document is issued by the Company subject to its General Conditions of Service printed overleaf, available on request or accessible at <https://www.sgs.com/en/Terms-and-Conditions>. Attention is drawn to the limitation of liability, indemnification and jurisdiction issues defined therein. Any holder of this document is advised that information contained hereon reflects the Company's findings at the time of its intervention only and within the limits of Client's instructions, if any. The Company's sole responsibility is to its Client and this document does not exonerate parties to a transaction from exercising all their rights and obligations under the transaction documents. This document cannot be reproduced except in full, without prior written approval of the Company. Any unauthorized alteration, forgery or falsification of the content or appearance of this document is unlawful and offenders may be prosecuted to the fullest extent of the law. Unless otherwise stated the results shown in this test report refer only to the sample(s) tested and such sample(s) are retained for 30 days only.

Attention: To check the authenticity of testing / inspection report & certificate, please contact us at telephone: (86-755) 8307 1443, or email: CN.Doccheck@sgs.com

SGS-CSTC Standards Technical Services (Shanghai) Co., Ltd.
EEC EMC Lab

NO.588 West Jindu Road, Songjiang District, Shanghai China 201612
中国·上海·松江区金都西路588号 邮编: 201612

t (86-21) 61915666
t (86-21) 61915666

f (86-21) 61915678
f (86-21) 61915678

www.sgsgroup.com.cn
sgs.china@sgs.com

Equipment	Manufacturer	Model No	Inventory No	Cal Date	Cal Due Date
Conducted Emission at Mains Terminals (150kHz-30MHz)					
EMI test receiver	R&S	ESR7	SHEM162-1	2021-12-20	2022-12-19
LISN	Schwarzbeck	NSLK8127	SHEM061-1	2021-12-20	2022-12-19
LISN	EMCO	3816/2	SHEM019-1	2021-12-20	2022-12-19
Pulse limiter	R&S	ESH3-Z2	SHEM029-1	2021-12-20	2022-12-19
Shielding Room	ZHONGYU	8*4*3M	SHEM079-2	2021-12-20	2022-12-19
CE test Cable	/	CE01	/	2022-01-07	2023-01-07
Test software	ESE	E3	Version: 6.111221a	/	/



Unless otherwise agreed in writing, this document is issued by the Company subject to its General Conditions of Service printed overleaf, available on request or accessible at <https://www.sgs.com/en/Terms-and-Conditions>. Attention is drawn to the limitation of liability, indemnification and jurisdiction issues defined therein. Any holder of this document is advised that information contained hereon reflects the Company's findings at the time of its intervention only and within the limits of Client's instructions, if any. The Company's sole responsibility is to its Client and this document does not exonerate parties to a transaction from exercising all their rights and obligations under the transaction documents. This document cannot be reproduced except in full, without prior written approval of the Company. Any unauthorized alteration, forgery or falsification of the content or appearance of this document is unlawful and offenders may be prosecuted to the fullest extent of the law. Unless otherwise stated the results shown in this test report refer only to the sample(s) tested and such sample(s) are retained for 30 days only.

Attention: To check the authenticity of testing / inspection report & certificate, please contact us at telephone: (86-755) 8307 1443, or email: CN.Doccheck@sgs.com

SGS-CSTC Standards Technical Services (Shanghai) Co., Ltd.
EEC EMC Lab

NO.588 West Jindu Road, Songjiang District, Shanghai China 201612
中国·上海·松江区金都西路588号 邮编: 201612

t (86-21) 61915666
t (86-21) 61915666

f (86-21) 61915678
f (86-21) 61915678

www.ssgsgroup.com.cn
sgs.china@sgs.com

Conducted Emissions at AC Mains Power Port (150kHz-30MHz)					
Equipment	Manufacturer	Model No	Inventory No	Cal Date	Cal Due Date
EMI test receiver	Rohde & Schwarz	ESR7	SHEM162-1	2021/12/20	2022/12/19
Line impedance stabilization network	SCHWARZBECK	NSLK8127	SHEM061-1	2021/12/20	2022/12/19
Line impedance stabilization network	EMCO	3816_2	SHEM019-1	2021/12/20	2022/12/19
Pulse limiter	Rohde & Schwarz	ESH3-Z2	SHEM029-1	2021/12/20	2022/12/19
Shielding Room	ZHONGYU	8*4*3M	SHEM079-2	2020/12/20	2023/12/19
CE test Cable	/	/	SHEM172-1	2022/1/7	2023/1/6
Test Software	ESE	e3	Version: 6.111221a	N/A	N/A



Unless otherwise agreed in writing, this document is issued by the Company subject to its General Conditions of Service printed overleaf, available on request or accessible at <https://www.sgs.com/en/Terms-and-Conditions>. Attention is drawn to the limitation of liability, indemnification and jurisdiction issues defined therein. Any holder of this document is advised that information contained hereon reflects the Company's findings at the time of its intervention only and within the limits of Client's instructions, if any. The Company's sole responsibility is to its Client and this document does not exonerate parties to a transaction from exercising all their rights and obligations under the transaction documents. This document cannot be reproduced except in full, without prior written approval of the Company. Any unauthorized alteration, forgery or falsification of the content or appearance of this document is unlawful and offenders may be prosecuted to the fullest extent of the law. Unless otherwise stated the results shown in this test report refer only to the sample(s) tested and such sample(s) are retained for 30 days only.

Attention: To check the authenticity of testing /inspection report & certificate, please contact us at telephone: (86-755) 8307 1443, or email: CN.Doccheck@sgs.com

SGS-CSTC Standards Technical Services (Shanghai) Co., Ltd.
EEC EMC Lab

NO.588 West Jindu Road, Songjiang District, Shanghai China 201612
中国·上海·松江区金都西路588号 邮编: 201612

t (86-21) 61915666 f (86-21) 61915678 www.sgsgroup.com.cn
t (86-21) 61915666 f (86-21) 61915678 sgs.china@sgs.com

6 Radio Spectrum Technical Requirement

6.1 Antenna Requirement

6.1.1 Test Requirement:

47 CFR Part 15, Subpart C 15.203 & 15.247(b)(4)

6.1.2 Conclusion

Standard Requirement:

An intentional radiator shall be designed to ensure that no antenna other than that furnished by the responsible party shall be used with the device. The use of a permanently attached antenna or of an antenna that uses a unique coupling to the intentional radiator, the manufacturer may design the unit so that a broken antenna can be replaced by the user, but the use of a standard antenna jack or electrical connector is prohibited.

15.247(b) (4) requirement:

The conducted output power limit specified in paragraph (b) of this section is based on the use of antennas with directional gains that do not exceed 6 dBi. Except as shown in paragraph (c) of this section, if transmitting antennas of directional gain greater than 6 dBi are used, the conducted output power from the intentional radiator shall be reduced below the stated values in paragraphs (b)(1), (b)(2), and (b)(3) of this section, as appropriate, by the amount in dB that the directional gain of the antenna exceeds 6 dBi.

EUT Antenna:

The antenna is PCB antenna and no consideration of replacement. The best case gain of the antenna is 2.54dBi.

Antenna location: Refer to internal photo.



Unless otherwise agreed in writing, this document is issued by the Company subject to its General Conditions of Service printed overleaf, available on request or accessible at <https://www.sgs.com/en/Terms-and-Conditions>. Attention is drawn to the limitation of liability, indemnification and jurisdiction issues defined therein. Any holder of this document is advised that information contained hereon reflects the Company's findings at the time of its intervention only and within the limits of Client's instructions, if any. The Company's sole responsibility is to its Client and this document does not exonerate parties to a transaction from exercising all their rights and obligations under the transaction documents. This document cannot be reproduced except in full, without prior written approval of the Company. Any unauthorized alteration, forgery or falsification of the content or appearance of this document is unlawful and offenders may be prosecuted to the fullest extent of the law. Unless otherwise stated the results shown in this test report refer only to the sample(s) tested and such sample(s) are retained for 30 days only.

Attention: To check the authenticity of testing /inspection report & certificate, please contact us at telephone: (86-755) 8307 1443, or email: CN.Doccheck@sgs.com

SGS-CSTC Standards Technical Services (Shanghai) Co., Ltd.
EEC EMC Lab

NO.588 West Jindu Road, Songjiang District, Shanghai China 201612
中国·上海·松江区金都西路588号 邮编: 201612

t (86-21) 61915666
t (86-21) 61915666

f (86-21) 61915678
f (86-21) 61915678

www.ssgsgroup.com.cn
sgs.china@sgs.com

7 Radio Spectrum Matter Test Results

7.1 Conducted Emissions at AC Power Line (150kHz-30MHz)

Test Requirement 47 CFR Part 15, Subpart C 15.207

Test Method: ANSI C63.10 (2013) Section 6.2

Limit:

Frequency of emission(MHz)	Conducted limit(dBμV)	
	Quasi-peak	Average
0.15-0.5	66 to 56*	56 to 46*
0.5-5	56	46
5-30	60	50

*Decreases with the logarithm of the frequency.

Detector: Peak for pre-scan (9kHz resolution bandwidth) 0.15M to 30MHz

7.1.1 E.U.T. Operation

Operating Environment:

Temperature: 21.6 °C

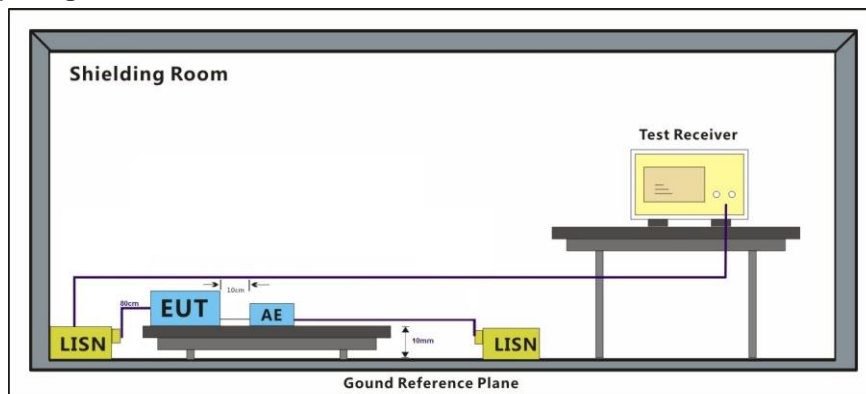
Humidity: 54.4 % RH

Atmospheric Pressure: 1010 mbar

7.1.2 Test Mode Description

Pre-scan / Final test	Mode Code	Description
Final test	00	TX mode(1Mbps)_Keep the EUT in continuously transmitting mode with GFSK modulation.

7.1.3 Test Setup Diagram



Unless otherwise agreed in writing, this document is issued by the Company subject to its General Conditions of Service printed overleaf, available on request or accessible at <https://www.sgs.com/en/Terms-and-Conditions>. Attention is drawn to the limitation of liability, indemnification and jurisdiction issues defined therein. Any holder of this document is advised that information contained hereon reflects the Company's findings at the time of its intervention only and within the limits of Client's instructions, if any. The Company's sole responsibility is to its Client and this document does not exonerate parties to a transaction from exercising all their rights and obligations under the transaction documents. This document cannot be reproduced except in full, without prior written approval of the Company. Any unauthorized alteration, forgery or falsification of the content or appearance of this document is unlawful and offenders may be prosecuted to the fullest extent of the law. Unless otherwise stated the results shown in this test report refer only to the sample(s) tested and such sample(s) are retained for 30 days only.

Attention: To check the authenticity of testing /inspection report & certificate, please contact us at telephone: (86-755) 8307 1443, or email: CN.Doccheck@sgs.com

NO.588 West Jindu Road, Songjiang District, Shanghai China 201612 t (86-21) 61915666 f (86-21) 61915678 www.sgsgroup.com.cn
中国·上海·松江区金都西路588号 邮编: 201612 t (86-21) 61915666 f (86-21) 61915678 sgs.china@sgs.com

7.1.4 Measurement Procedure and Data

- 1) The mains terminal disturbance voltage test was conducted in a shielded room.
- 2) The EUT was connected to AC power source through a LISN 1 (Line Impedance Stabilization Network) which provides a 50ohm/50μH + 5ohm linear impedance. The power cables of all other units of the EUT were connected to a second LISN 2, which was bonded to the ground reference plane in the same way as the LISN 1 for the unit being measured. A multiple socket outlet strip was used to connect multiple power cables to a single LISN provided the rating of the LISN was not exceeded.
- 3) The tabletop EUT was placed upon a non-metallic table 0.8m above the ground reference plane. And for floor-standing arrangement, the EUT was placed on the horizontal ground reference plane.
- 4) The test was performed with a vertical ground reference plane. The rear of the EUT shall be 0.4 m from the vertical ground reference plane. The vertical ground reference plane was bonded to the horizontal ground reference plane. The LISN 1 was placed 0.8 m from the boundary of the unit under test and bonded to a ground reference plane for LISNs mounted on top of the ground reference plane. This distance was between the closest points of the LISN 1 and the EUT. All other units of the EUT and associated equipment was at least 0.8 m from the LISN 2.
- 5) In order to find the maximum emission, the relative positions of equipment and all of the interface cables must be changed according to ANSI C63.10 on conducted measurement.

Remark: Level=Read Level+ Cable Loss+ LISN Factor



Unless otherwise agreed in writing, this document is issued by the Company subject to its General Conditions of Service printed overleaf, available on request or accessible at <https://www.sgs.com/en/Terms-and-Conditions>. Attention is drawn to the limitation of liability, indemnification and jurisdiction issues defined therein. Any holder of this document is advised that information contained hereon reflects the Company's findings at the time of its intervention only and within the limits of Client's instructions, if any. The Company's sole responsibility is to its Client and this document does not exonerate parties to a transaction from exercising all their rights and obligations under the transaction documents. This document cannot be reproduced except in full, without prior written approval of the Company. Any unauthorized alteration, forgery or falsification of the content or appearance of this document is unlawful and offenders may be prosecuted to the fullest extent of the law. Unless otherwise stated the results shown in this test report refer only to the sample(s) tested and such sample(s) are retained for 30 days only.

Attention: To check the authenticity of testing /inspection report & certificate, please contact us at telephone: (86-755) 8307 1443, or email: CN.Doccheck@sgs.com

SGS-CSTC Standards Technical Services (Shanghai) Co., Ltd.
EEC EMC Lab

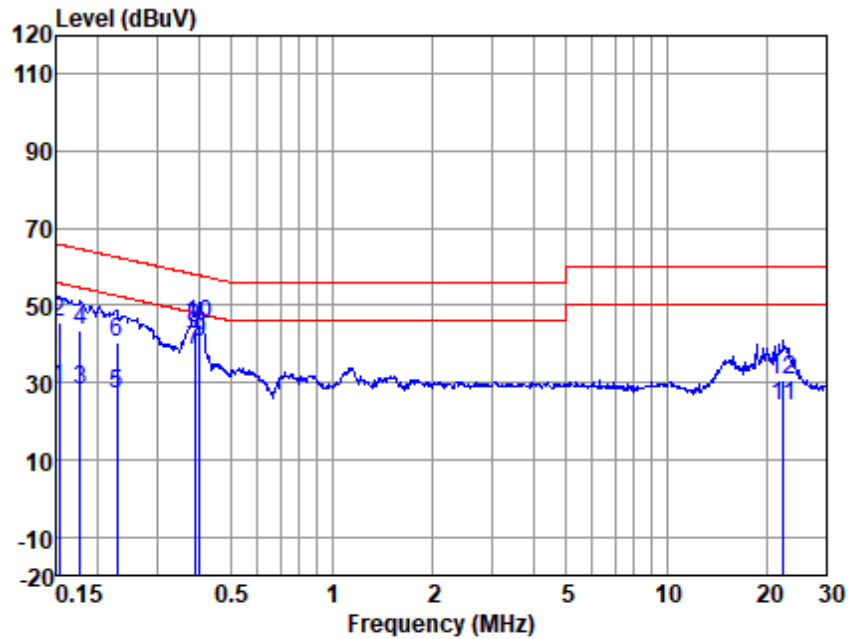
NO.588 West Jindu Road, Songjiang District, Shanghai China 201612
中国·上海·松江区金都西路588号 邮编: 201612

t (86-21) 61915666
t (86-21) 61915666

f (86-21) 61915678
f (86-21) 61915678

www.sgsgroup.com.cn
sgs.china@sgs.com

Mode:a; Line:Live Line



LISN : LINE
EUT/Project No : 00192HS
Test Mode : a

	Freq (MHz)	Read level (dBuV)	LISN Factor (dB)	Cable Loss (dB)	Emission Level (dBuV)	Limit (dBuV)	Over Limit (dB)	Remark
1	0.15	18.47	0.20	9.89	28.56	55.87	-27.31	Average
2	0.15	35.36	0.20	9.89	45.45	65.87	-20.42	QP
3	0.18	17.77	0.20	9.91	27.88	54.64	-26.76	Average
4	0.18	33.68	0.20	9.91	43.79	64.64	-20.85	QP
5	0.23	16.79	0.20	9.93	26.92	52.57	-25.65	Average
6	0.23	30.26	0.20	9.93	40.39	62.57	-22.18	QP
7	0.39	28.12	0.20	9.93	38.25	48.12	-9.87	Average
8	0.39	33.99	0.20	9.93	44.12	58.12	-14.00	QP
9	0.40	30.14	0.20	9.93	40.27	47.81	-7.54	Average
10	0.40	35.02	0.20	9.93	45.15	57.81	-12.66	QP
11	22.42	12.91	0.80	10.19	23.90	50.00	-26.10	Average
12	22.42	19.63	0.80	10.19	30.62	60.00	-29.38	QP

Notes: Emission Level = Read Level + LISN Factor + Cable loss



Unless otherwise agreed in writing, this document is issued by the Company subject to its General Conditions of Service printed overleaf, available on request or accessible at <https://www.sgs.com/en/Terms-and-Conditions>. Attention is drawn to the limitation of liability, indemnification and jurisdiction issues defined therein. Any holder of this document is advised that information contained hereon reflects the Company's findings at the time of its intervention only and within the limits of Client's instructions, if any. The Company's sole responsibility is to its Client and this document does not exonerate parties to a transaction from exercising all their rights and obligations under the transaction documents. This document cannot be reproduced except in full, without prior written approval of the Company. Any unauthorized alteration, forgery or falsification of the content or appearance of this document is unlawful and offenders may be prosecuted to the fullest extent of the law. Unless otherwise stated the results shown in this test report refer only to the sample(s) tested and such sample(s) are retained for 30 days only.

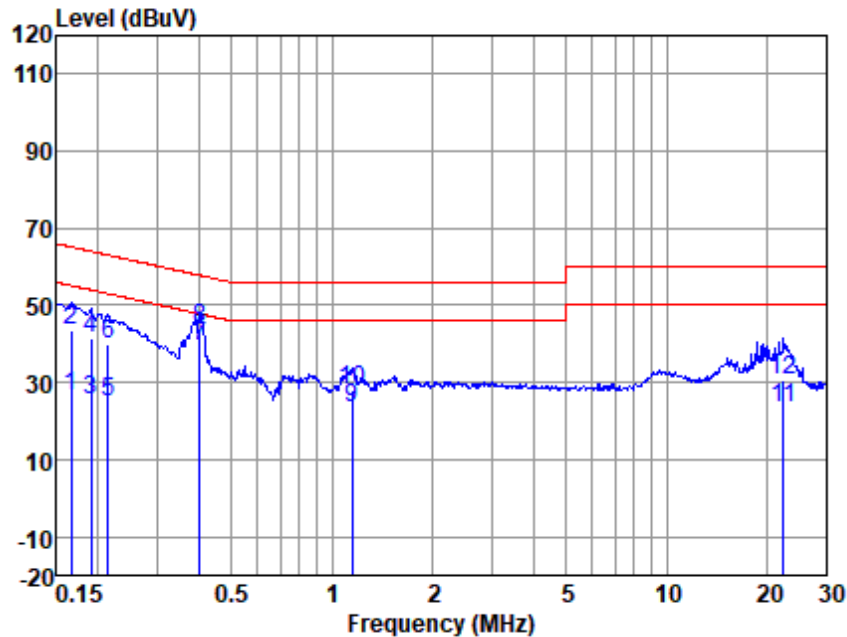
Attention: To check the authenticity of testing / inspection report & certificate, please contact us at telephone: (86-755) 8307 1443, or email: CN.Doccheck@sgs.com

SGS-CSTC Standards Technical Services (Shanghai) Co., Ltd.
EEC EMC Lab

NO.588 West Jindu Road, Songjiang District, Shanghai China 201612
中国·上海·松江区金都西路588号 邮编: 201612

t (86-21) 61915666 f (86-21) 61915678 www.sgs.com.cn
t (86-21) 61915666 f (86-21) 61915678 sgs.china@sgs.com

Mode:a; Line:Neutral Line



LISN : NEUTRAL
EUT/Project No : 00192HS
Test Mode : a

	Freq (MHz)	Read level (dBuV)	LISN Factor (dB)	Cable Loss (dB)	Emission Level (dBuV)	Limit (dBuV)	Over Limit (dB)	Remark
1	0.17	16.51	0.20	9.90	26.61	55.16	-28.55	Average
2	0.17	33.48	0.20	9.90	43.58	65.16	-21.58	QP
3	0.19	15.27	0.20	9.92	25.39	54.02	-28.63	Average
4	0.19	31.34	0.20	9.92	41.46	64.02	-22.56	QP
5	0.21	14.84	0.20	9.93	24.97	53.05	-28.08	Average
6	0.21	29.90	0.20	9.93	40.03	63.05	-23.02	QP
7	0.40	29.24	0.20	9.93	39.37	47.81	-8.44	Average
8	0.40	34.06	0.20	9.93	44.19	57.81	-13.62	QP
9	1.15	13.23	0.20	9.91	23.34	46.00	-22.66	Average
10	1.15	17.81	0.20	9.91	27.92	56.00	-28.08	QP
11	22.42	12.43	0.80	10.19	23.42	50.00	-26.58	Average
12	22.42	19.51	0.80	10.19	30.50	60.00	-29.50	QP

Notes: Emission Level = Read Level + LISN Factor + Cable loss



7.2 Conducted Peak Output Power

Test Requirement 47 CFR Part 15, Subpart C 15.247(b)(3)

Test Method: ANSI C63.10 (2013) Section 11.9.1

Limit:

Frequency range(MHz)	Output power of the intentional radiator(watt)
902-928	1 for ≥ 50 hopping channels
	0.25 for $25 \leq$ hopping channels < 50
	1 for digital modulation
2400-2483.5	1 for ≥ 75 non-overlapping hopping channels
	0.125 for all other frequency hopping systems
	1 for digital modulation
5725-5850	1 for frequency hopping systems and digital modulation

7.2.1 E.U.T. Operation

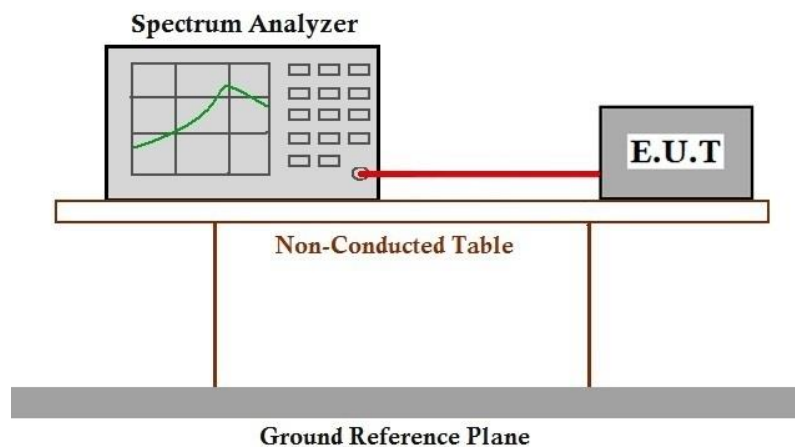
Operating Environment:

Temperature: 21.6 °C

Humidity: 54.4 % RH

Atmospheric Pressure: 1010 mbar

7.2.2 Test Setup Diagram



7.2.3 Measurement Procedure and Data

Note: Since the verify power the same operating range bandwidth and smaller power can be covered by the higher power.

Please Refer to Appendix for Details



Unless otherwise agreed in writing, this document is issued by the Company subject to its General Conditions of Service printed overleaf, available on request or accessible at <https://www.sgs.com/en/Terms-and-Conditions>. Attention is drawn to the limitation of liability, indemnification and jurisdiction issues defined therein. Any holder of this document is advised that information contained hereon reflects the Company's findings at the time of its intervention only and within the limits of Client's instructions, if any. The Company's sole responsibility is to its Client and this document does not exonerate parties to a transaction from exercising all their rights and obligations under the transaction documents. This document cannot be reproduced except in full, without prior written approval of the Company. Any unauthorized alteration, forgery or falsification of the content or appearance of this document is unlawful and offenders may be prosecuted to the fullest extent of the law. Unless otherwise stated the results shown in this test report refer only to the sample(s) tested and such sample(s) are retained for 30 days only.

Attention: To check the authenticity of testing /inspection report & certificate, please contact us at telephone: (86-755) 8307 1443, or email: CN.Doccheck@sgs.com

NO.588 West Jindu Road, Songjiang District, Shanghai China 201612
中国·上海·松江区金都西路588号 邮编: 201612

t (86-21) 61915666
t (86-21) 61915666

f (86-21) 61915678
f (86-21) 61915678

www.sgsgroup.com.cn
sgs.china@sgs.com

7.3 Minimum 6dB Bandwidth

Test Requirement 47 CFR Part 15, Subpart C 15.247a(2)
 Test Method: ANSI C63.10 (2013) Section 11.8.1
 Limit: ≥ 500 kHz

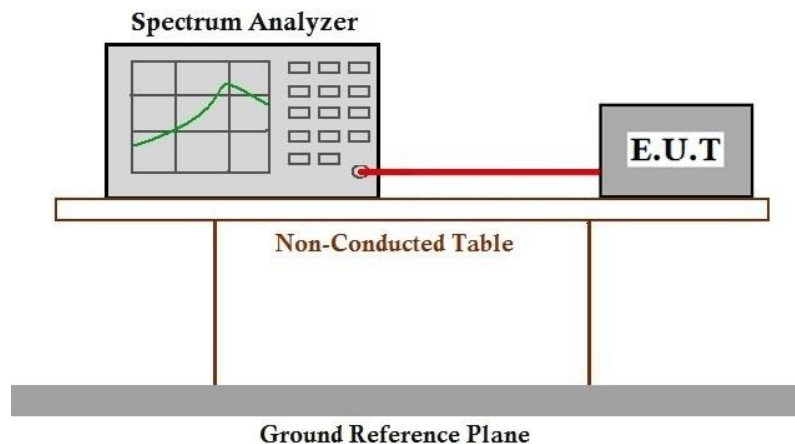
7.3.1 E.U.T. Operation

Operating Environment:
 Temperature: 21.6 °C Humidity: 54.5 % RH Atmospheric Pressure: 1010 mbar

7.3.2 Test Mode Description

Pre-scan / Final test	Mode Code	Description
Final test	00	TX mode(1Mbps)_Keep the EUT in continuously transmitting mode with GFSK modulation.

7.3.3 Test Setup Diagram



7.3.4 Measurement Procedure and Data

Please Refer to Appendix for Details



Unless otherwise agreed in writing, this document is issued by the Company subject to its General Conditions of Service printed overleaf, available on request or accessible at <https://www.sgs.com/en/Terms-and-Conditions>. Attention is drawn to the limitation of liability, indemnification and jurisdiction issues defined therein. Any holder of this document is advised that information contained hereon reflects the Company's findings at the time of its intervention only and within the limits of Client's instructions, if any. The Company's sole responsibility is to its Client and this document does not exonerate parties to a transaction from exercising all their rights and obligations under the transaction documents. This document cannot be reproduced except in full, without prior written approval of the Company. Any unauthorized alteration, forgery or falsification of the content or appearance of this document is unlawful and offenders may be prosecuted to the fullest extent of the law. Unless otherwise stated the results shown in this test report refer only to the sample(s) tested and such sample(s) are retained for 30 days only.

Attention: To check the authenticity of testing /inspection report & certificate, please contact us at telephone: (86-755) 8307 1443, or email: CN.Doccheck@sgs.com

NO.588 West Jindu Road, Songjiang District, Shanghai China 201612 t (86-21) 61915666 f (86-21) 61915678 www.sgs.com.cn
 中国·上海·松江区金都西路588号 邮编: 201612 t (86-21) 61915666 f (86-21) 61915678 sgs.china@sgs.com

7.4 Power Spectrum Density

Test Requirement 47 CFR Part 15, Subpart C 15.247(e)
 Test Method: ANSI C63.10 (2013) Section 11.10.2
 Limit:
 ≤8dBm in any 3 kHz band during any time interval of continuous transmission

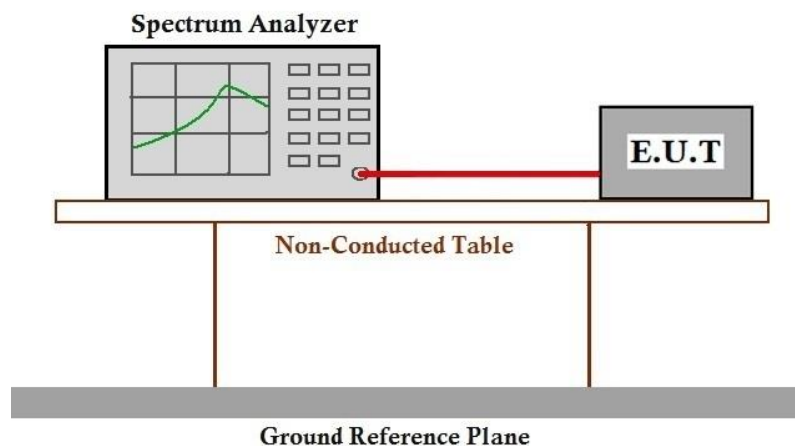
7.4.1 E.U.T. Operation

Operating Environment:
 Temperature: 21.6 °C Humidity: 54.4 % RH Atmospheric Pressure: 1010 mbar

7.4.2 Test Mode Description

Pre-scan / Final test	Mode Code	Description
Final test	00	TX mode(1Mbps)_Keep the EUT in continuously transmitting mode with GFSK modulation.

7.4.3 Test Setup Diagram



7.4.4 Measurement Procedure and Data

Please Refer to Appendix for Details



Unless otherwise agreed in writing, this document is issued by the Company subject to its General Conditions of Service printed overleaf, available on request or accessible at <https://www.sgs.com/en/Terms-and-Conditions>. Attention is drawn to the limitation of liability, indemnification and jurisdiction issues defined therein. Any holder of this document is advised that information contained hereon reflects the Company's findings at the time of its intervention only and within the limits of Client's instructions, if any. The Company's sole responsibility is to its Client and this document does not exonerate parties to a transaction from exercising all their rights and obligations under the transaction documents. This document cannot be reproduced except in full, without prior written approval of the Company. Any unauthorized alteration, forgery or falsification of the content or appearance of this document is unlawful and offenders may be prosecuted to the fullest extent of the law. Unless otherwise stated the results shown in this test report refer only to the sample(s) tested and such sample(s) are retained for 30 days only.

Attention: To check the authenticity of testing /inspection report & certificate, please contact us at telephone: (86-755) 8307 1443, or email: CN.Doccheck@sgs.com

SGS-CSTC Standards Technical Services (Shanghai) Co., Ltd.
EEC EMC Lab

NO.588 West Jindu Road, Songjiang District, Shanghai China 201612
 中国·上海·松江区金都西路588号 邮编: 201612

t (86-21) 61915666
 t (86-21) 61915666

f (86-21) 61915678
 f (86-21) 61915678

www.ssgroup.com.cn
sgs.china@sgs.com

7.5 Conducted Band Edges Measurement

Test Requirement 47 CFR Part 15, Subpart C 15.247(d)
Test Method: ANSI C63.10 (2013) Section 11.13.3.2
Limit:

In any 100 kHz bandwidth outside the frequency band in which the spread spectrum or digitally modulated intentional radiator is operating, the radio frequency power that is produced by the intentional radiator shall be at least 20 dB below that in the 100 kHz bandwidth within the band that contains the highest level of the desired power, based on either an RF conducted or a radiated measurement, provided the transmitter demonstrates compliance with the peak conducted power limits. If the transmitter complies with the conducted power limits based on the use of RMS averaging over a time interval, as permitted under paragraph (b)(3) of this section, the attenuation required under this paragraph shall be 30 dB instead of 20 dB. Attenuation below the general limits specified in §15.209(a) is not required. In addition, radiated emissions which fall in the restricted bands, as defined in §15.205(a), must also comply with the radiated emission limits specified in §15.209(a) (see §15.205(c)).

7.5.1 E.U.T. Operation

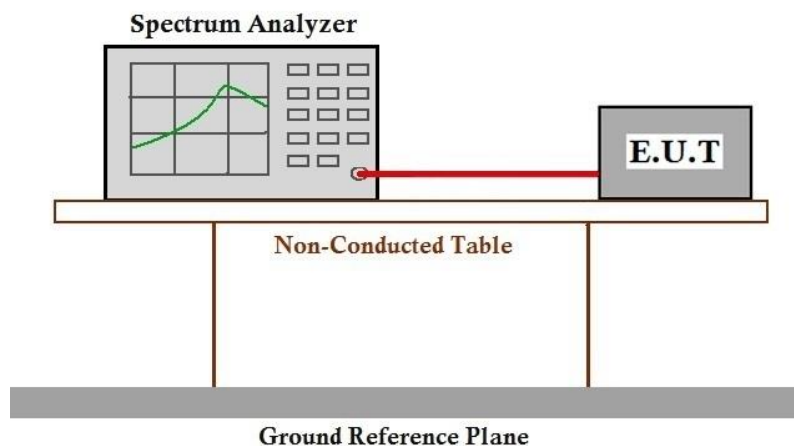
Operating Environment:

Temperature: 21.6 °C Humidity: 54.4 % RH Atmospheric Pressure: 1010 mbar

7.5.2 Test Mode Description

Pre-scan / Final test	Mode Code	Description
Final test	00	TX mode(1Mbps)_Keep the EUT in continuously transmitting mode with GFSK modulation.

7.5.3 Test Setup Diagram



7.5.4 Measurement Procedure and Data

Please Refer to Appendix for Details



Unless otherwise agreed in writing, this document is issued by the Company subject to its General Conditions of Service printed overleaf, available on request or accessible at <https://www.sgs.com/en/Terms-and-Conditions>. Attention is drawn to the limitation of liability, indemnification and jurisdiction issues defined therein. Any holder of this document is advised that information contained hereon reflects the Company's findings at the time of its intervention only and within the limits of Client's instructions, if any. The Company's sole responsibility is to its Client and this document does not exonerate parties to a transaction from exercising all their rights and obligations under the transaction documents. This document cannot be reproduced except in full, without prior written approval of the Company. Any unauthorized alteration, forgery or falsification of the content or appearance of this document is unlawful and offenders may be prosecuted to the fullest extent of the law. Unless otherwise stated the results shown in this test report refer only to the sample(s) tested and such sample(s) are retained for 30 days only.
Attention: To check the authenticity of testing /inspection report & certificate, please contact us at telephone: (86-755) 8307 1443, or email: CN.Doccheck@sgs.com

NO.588 West Jindu Road, Songjiang District, Shanghai China 201612 t (86-21) 61915666 f (86-21) 61915678 www.ssgsgroup.com.cn
中国·上海·松江区金都西路588号 邮编: 201612 t (86-21) 61915666 f (86-21) 61915678 sgs.china@sgs.com

7.6 Conducted Spurious Emissions

Test Requirement 47 CFR Part 15, Subpart C 15.247(d)

Test Method: ANSI C63.10 (2013) Section 11.11

Limit:

In any 100 kHz bandwidth outside the frequency band in which the spread spectrum or digitally modulated intentional radiator is operating, the radio frequency power that is produced by the intentional radiator shall be at least 20 dB below that in the 100 kHz bandwidth within the band that contains the highest level of the desired power, based on either an RF conducted or a radiated measurement, provided the transmitter demonstrates compliance with the peak conducted power limits. If the transmitter complies with the conducted power limits based on the use of RMS averaging over a time interval, as permitted under paragraph (b)(3) of this section, the attenuation required under this paragraph shall be 30 dB instead of 20 dB. Attenuation below the general limits specified in §15.209(a) is not required. In addition, radiated emissions which fall in the restricted bands, as defined in §15.205(a), must also comply with the radiated emission limits specified in §15.209(a) (see §15.205(c)).

7.6.1 E.U.T. Operation

Operating Environment:

Temperature: 21.7 °C

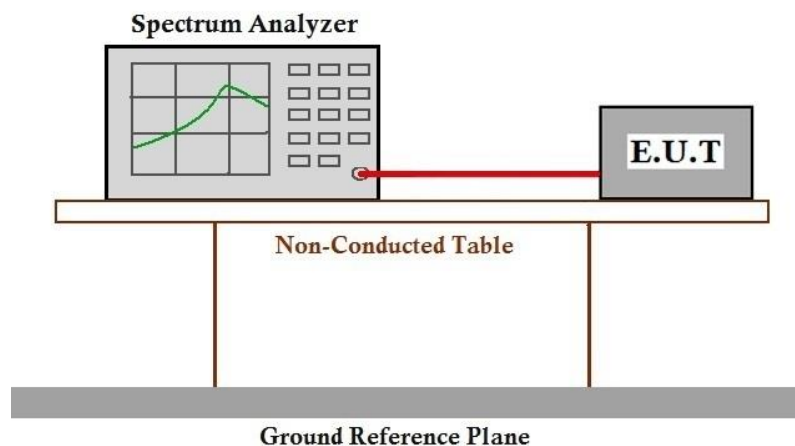
Humidity: 54.5 % RH

Atmospheric Pressure: 1010 mbar

7.6.2 Test Mode Description

Pre-scan / Final test	Mode Code	Description
Final test	00	TX mode(1Mbps)_Keep the EUT in continuously transmitting mode with GFSK modulation.

7.6.3 Test Setup Diagram



7.6.4 Measurement Procedure and Data

Please Refer to Appendix for Details



Unless otherwise agreed in writing, this document is issued by the Company subject to its General Conditions of Service printed overleaf, available on request or accessible at <https://www.sgs.com/en/Terms-and-Conditions>. Attention is drawn to the limitation of liability, indemnification and jurisdiction issues defined therein. Any holder of this document is advised that information contained hereon reflects the Company's findings at the time of its intervention only and within the limits of Client's instructions, if any. The Company's sole responsibility is to its Client and this document does not exonerate parties to a transaction from exercising all their rights and obligations under the transaction documents. This document cannot be reproduced except in full, without prior written approval of the Company. Any unauthorized alteration, forgery or falsification of the content or appearance of this document is unlawful and offenders may be prosecuted to the fullest extent of the law. Unless otherwise stated the results shown in this test report refer only to the sample(s) tested and such sample(s) are retained for 30 days only.

Attention: To check the authenticity of testing /inspection report & certificate, please contact us at telephone: (86-755) 8307 1443, or email: CN.Doccheck@sgs.com

NO.588 West Jindu Road, Songjiang District, Shanghai China 201612 t (86-21) 61915666 f (86-21) 61915678 www.ssgsgroup.com.cn
中国·上海·松江区金都西路588号 邮编: 201612 t (86-21) 61915666 f (86-21) 61915678 sgs.china@sgs.com

7.7 Radiated Emissions which fall in the restricted bands

Test Requirement 47 CFR Part 15, Subpart C 15.205 & 15.209

Test Method: ANSI C63.10 (2013) Section 6.10.5

Limit:

Frequency(MHz)	Field strength(microvolts/meter)	Measurement distance(meters)
0.009-0.490	2400/F(kHz)	300
0.490-1.705	24000/F(kHz)	30
1.705-30.0	30	30
30-88	100	3
88-216	150	3
216-960	200	3
Above 960	500	3

Remark: The emission limits shown in the above table are based on measurements employing a CISPR quasi-peak detector except for the frequency bands 9-90kHz, 110-490kHz and above 1000 MHz. Radiated emission limits in these three bands are based on measurements employing an average detector, the peak field strength of any emission shall not exceed the maximum permitted average limits specified above by more than 20 dB under any condition of modulation.

7.7.1 E.U.T. Operation

Operating Environment:

Temperature: 21.7 °C Humidity: 54.3 % RH Atmospheric Pressure: 1010 mbar

7.7.2 Test Mode Description

Pre-scan / Final test	Mode Code	Description
Final test	00	TX mode(1Mbps)_Keep the EUT in continuously transmitting mode with GFSK modulation.



Unless otherwise agreed in writing, this document is issued by the Company subject to its General Conditions of Service printed overleaf, available on request or accessible at <https://www.sgs.com/en/Terms-and-Conditions>. Attention is drawn to the limitation of liability, indemnification and jurisdiction issues defined therein. Any holder of this document is advised that information contained hereon reflects the Company's findings at the time of its intervention only and within the limits of Client's instructions, if any. The Company's sole responsibility is to its Client and this document does not exonerate parties to a transaction from exercising all their rights and obligations under the transaction documents. This document cannot be reproduced except in full, without prior written approval of the Company. Any unauthorized alteration, forgery or falsification of the content or appearance of this document is unlawful and offenders may be prosecuted to the fullest extent of the law. Unless otherwise stated the results shown in this test report refer only to the sample(s) tested and such sample(s) are retained for 30 days only.

Attention: To check the authenticity of testing /inspection report & certificate, please contact us at telephone: (86-755) 8307 1443, or email: CN.Doccheck@sgs.com

SGS-CSTC Standards Technical Services (Shanghai) Co., Ltd.
EEC EMC Lab

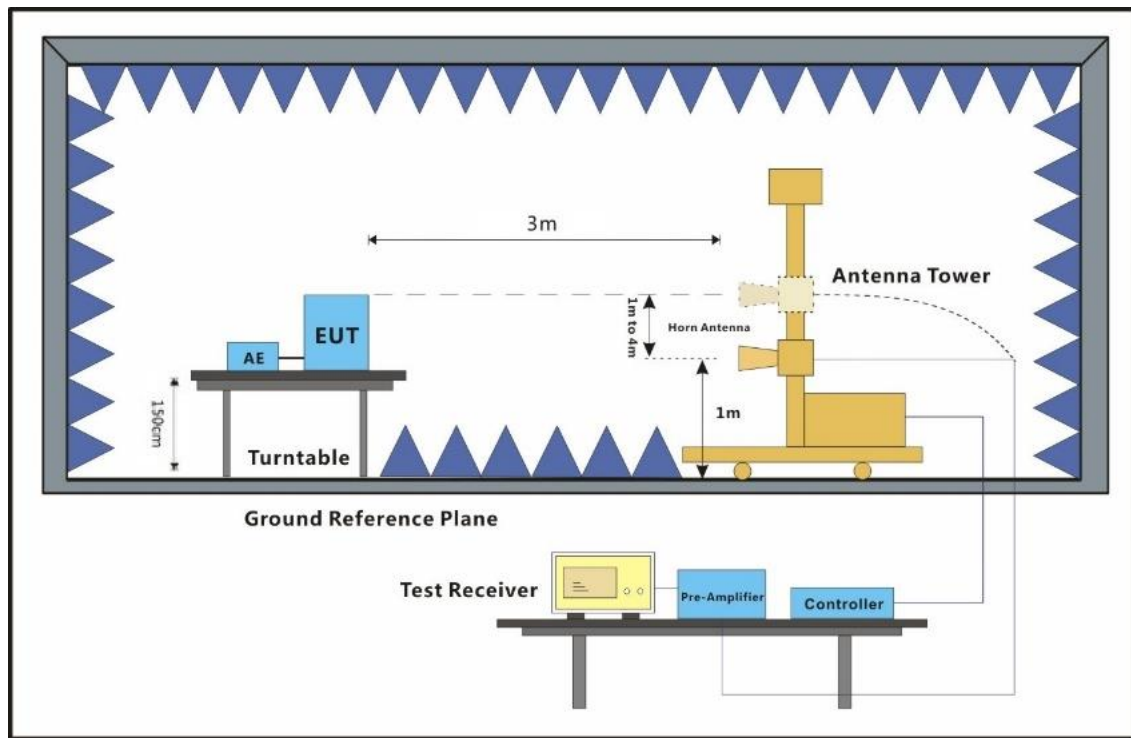
NO.588 West Jindu Road, Songjiang District, Shanghai China 201612
中国·上海·松江区金都西路588号 邮编: 201612

t (86-21) 61915666
t (86-21) 61915666

f (86-21) 61915678
f (86-21) 61915678

www.sgsgroup.com.cn
sgs.china@sgs.com

7.7.3 Test Setup Diagram



Unless otherwise agreed in writing, this document is issued by the Company subject to its General Conditions of Service printed overleaf, available on request or accessible at <https://www.sgs.com/en/Terms-and-Conditions>. Attention is drawn to the limitation of liability, indemnification and jurisdiction issues defined therein. Any holder of this document is advised that information contained hereon reflects the Company's findings at the time of its intervention only and within the limits of Client's instructions, if any. The Company's sole responsibility is to its Client and this document does not exonerate parties to a transaction from exercising all their rights and obligations under the transaction documents. This document cannot be reproduced except in full, without prior written approval of the Company. Any unauthorized alteration, forgery or falsification of the content or appearance of this document is unlawful and offenders may be prosecuted to the fullest extent of the law. Unless otherwise stated the results shown in this test report refer only to the sample(s) tested and such sample(s) are retained for 30 days only.

Attention: To check the authenticity of testing /inspection report & certificate, please contact us at telephone: (86-755) 8307 1443, or email: CN.Doccheck@sgs.com

NO.588 West Jindu Road, Songjiang District, Shanghai China 201612 t (86-21) 61915666 f (86-21) 61915678 www.ssgsgroup.com.cn
中国·上海·松江区金都西路588号 邮编: 201612 t (86-21) 61915666 f (86-21) 61915678 sgs.china@sgs.com

7.7.4 Measurement Procedure and Data

- a. For below 1GHz, the EUT was placed on the top of a rotating table 0.8m for table-top equipment, and the EUT was placed directly on the horizontal ground reference plane or 10mm above the horizontal ground reference plane with insulating material for floor-standing equipment at a 3 or 10 meter semi-anechoic chamber. The table was rotated 360 degrees to determine the position of the highest radiation.
- b. For above 1GHz, the EUT was placed on the top of a rotating table 1.5 meters for table-top equipment, and the EUT was placed directly on the horizontal ground reference plane or 10mm above the horizontal ground reference plane with insulating material for floor-standing equipment at a 3 or 10 meter semi-anechoic chamber. The table was rotated 360 degrees to determine the position of the highest radiation.
- c. The EUT was set 3 or 10 meters away from the interference-receiving antenna, which was mounted on the top of a variable-height antenna tower.
- d. The antenna height is varied from one meter to four meters above the ground to determine the maximum value of the field strength. Both horizontal and vertical polarizations of the antenna are set to make the measurement.
- e. For each suspected emission, the EUT was arranged to its worst case and then the antenna was tuned to heights from 1 meter to 4 meters (for the test frequency of below 30MHz, the antenna was tuned to heights 1 meter) and the rotatable table was turned from 0 degrees to 360 degrees to find the maximum reading.
- f. The test-receiver system was set to Peak Detect Function and Specified Bandwidth with Maximum Hold Mode.
- g. If the emission level of the EUT in peak mode was 10dB lower than the limit specified, then testing could be stopped and the peak values of the EUT would be reported. Otherwise the emissions that did not have 10dB margin would be re-tested one by one using peak, quasi-peak or average method as specified and then reported in a data sheet.
- h. Test the EUT in the lowest channel, the middle channel, the Highest channel.
- i. The radiation measurements are performed in X, Y, Z axis positioning for Transmitting mode, and found the X axis positioning which it is the worst case.
- j. Repeat above procedures until all frequencies measured was complete.

Remark 1: Level= Read Level+ Cable Loss+ Antenna Factor- Preamp Factor

Remark 2: For frequencies above 1GHz, the field strength limits are based on average limits. However, the peak field strength of any emission shall not exceed the maximum permitted average limits specified above by more than 20 dB under any condition of modulation. For the emissions whose peak level is lower than the average limit, only the peak measurement is shown in the report.



Unless otherwise agreed in writing, this document is issued by the Company subject to its General Conditions of Service printed overleaf, available on request or accessible at <https://www.sgs.com/en/Terms-and-Conditions>. Attention is drawn to the limitation of liability, indemnification and jurisdiction issues defined therein. Any holder of this document is advised that information contained hereon reflects the Company's findings at the time of its intervention only and within the limits of Client's instructions, if any. The Company's sole responsibility is to its Client and this document does not exonerate parties to a transaction from exercising all their rights and obligations under the transaction documents. This document cannot be reproduced except in full, without prior written approval of the Company. Any unauthorized alteration, forgery or falsification of the content or appearance of this document is unlawful and offenders may be prosecuted to the fullest extent of the law. Unless otherwise stated the results shown in this test report refer only to the sample(s) tested and such sample(s) are retained for 30 days only.

Attention: To check the authenticity of testing /inspection report & certificate, please contact us at telephone: (86-755) 8307 1443, or email: CN.Doccheck@sgs.com

SGS-CSTC Standards Technical Services (Shanghai) Co., Ltd.
EEC EMC Lab

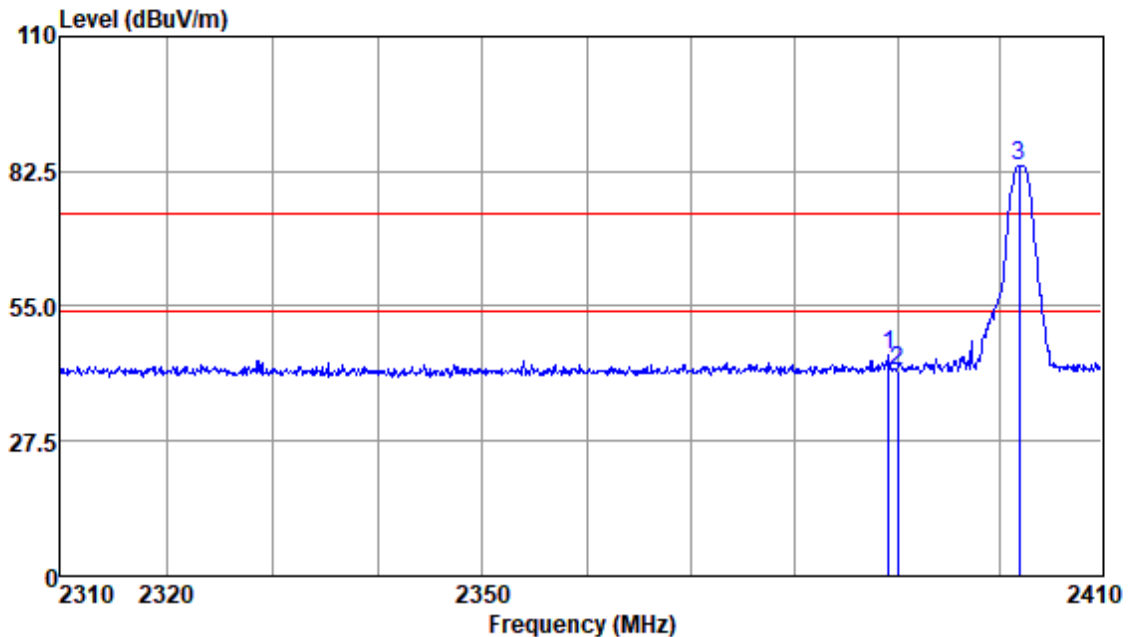
NO.588 West Jindu Road, Songjiang District, Shanghai China 201612
中国·上海·松江区金都西路588号 邮编: 201612

t (86-21) 61915666
t (86-21) 61915666

f (86-21) 61915678
f (86-21) 61915678

www.sgsgroup.com.cn
sgs.china@sgs.com

Test Mode: 00; Polarity: Horizontal; Modulation:GFSK; Channel:Low



Antenna Polarity :HORIZONTAL

Freq	Read Level	Antenna Factor	Cable Loss	Preamp Factor	Emission Level	Limit Line	Over Limit	Remark
MHz	dBuv	dB/m	dB	dB	dBuv/m	dBuv/m	dB	
2389.15	46.73	28.80	4.60	35.18	44.95	74.00	-29.05	Peak
2390.00	43.41	28.80	4.60	35.18	41.63	74.00	-32.37	Peak
2401.84	85.53	28.85	4.62	35.19	83.81	74.00	9.81	Peak

Note:Emission Level=Read Level+Antenna Factor+Cable loss-Preamp Factor



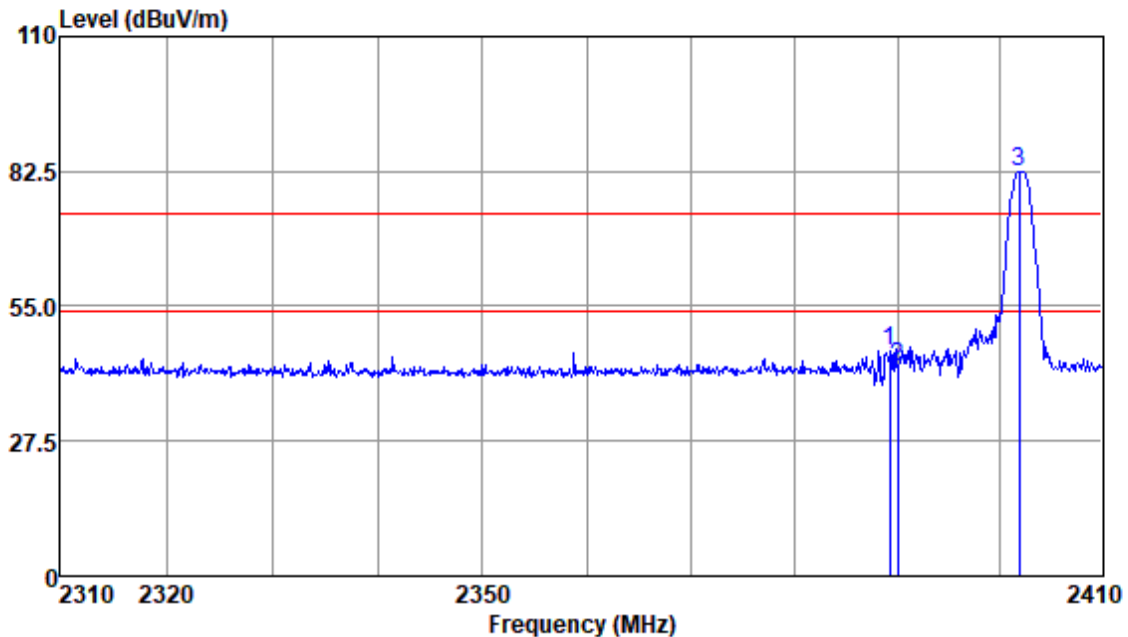
SGS-CSTC Standards Technical Services (Shanghai) Co., Ltd.
EEC EMC Lab

Unless otherwise agreed in writing, this document is issued by the Company subject to its General Conditions of Service printed overleaf, available on request or accessible at <https://www.sgs.com/en/Terms-and-Conditions>. Attention is drawn to the limitation of liability, indemnification and jurisdiction issues defined therein. Any holder of this document is advised that information contained hereon reflects the Company's findings at the time of its intervention only and within the limits of Client's instructions, if any. The Company's sole responsibility is to its Client and this document does not exonerate parties to a transaction from exercising all their rights and obligations under the transaction documents. This document cannot be reproduced except in full, without prior written approval of the Company. Any unauthorized alteration, forgery or falsification of the content or appearance of this document is unlawful and offenders may be prosecuted to the fullest extent of the law. Unless otherwise stated the results shown in this test report refer only to the sample(s) tested and such sample(s) are retained for 30 days only.

Attention: To check the authenticity of testing /inspection report & certificate, please contact us at telephone: (86-755) 8307 1443, or email: CN.Doccheck@sgs.com

NO.588 West Jindu Road, Songjiang District, Shanghai China 201612 t (86-21) 61915666 f (86-21) 61915678 www.sgs.com.cn
中国·上海·松江区金都西路588号 邮编: 201612 t (86-21) 61915666 f (86-21) 61915678 sgs.china@sgs.com

Test Mode: 00; Polarity: Vertical; Modulation:GFSK; Channel:Low



Antenna Polarity :VERTICAL

Freq	Read Level	Antenna Factor	Cable Loss	Preamp Factor	Emission Level	Limit Line	Over Limit	Remark
MHz	dBuv	dB/m	dB	dB	dBuv/m	dBuv/m	dB	
2389.25	47.55	28.80	4.60	35.18	45.77	74.00	-28.23	Peak
2390.00	44.27	28.80	4.60	35.18	42.49	74.00	-31.51	Peak
2401.84	84.29	28.85	4.62	35.19	82.57	74.00	8.57	Peak

Note:Emission Level=Read Level+Antenna Factor+Cable loss-Preamp Factor



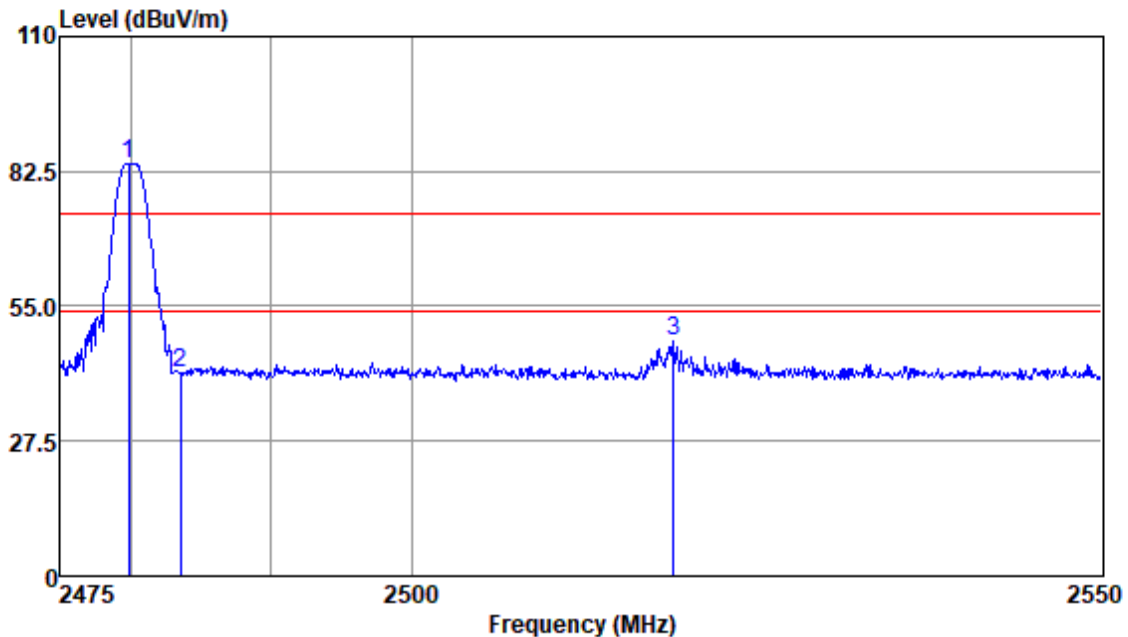
SGS-CSTC Standards Technical Services (Shanghai) Co., Ltd.
EEC EMC Lab

Unless otherwise agreed in writing, this document is issued by the Company subject to its General Conditions of Service printed overleaf, available on request or accessible at <https://www.sgs.com/en/Terms-and-Conditions>. Attention is drawn to the limitation of liability, indemnification and jurisdiction issues defined therein. Any holder of this document is advised that information contained hereon reflects the Company's findings at the time of its intervention only and within the limits of Client's instructions, if any. The Company's sole responsibility is to its Client and this document does not exonerate parties to a transaction from exercising all their rights and obligations under the transaction documents. This document cannot be reproduced except in full, without prior written approval of the Company. Any unauthorized alteration, forgery or falsification of the content or appearance of this document is unlawful and offenders may be prosecuted to the fullest extent of the law. Unless otherwise stated the results shown in this test report refer only to the sample(s) tested and such sample(s) are retained for 30 days only.

Attention: To check the authenticity of testing /inspection report & certificate, please contact us at telephone: (86-755) 8307 1443, or email: CN.Doccheck@sgs.com

NO.588 West Jindu Road, Songjiang District, Shanghai China 201612 t (86-21) 61915666 f (86-21) 61915678 www.sgs.com.cn
中国·上海·松江区金都西路588号 邮编: 201612 t (86-21) 61915666 f (86-21) 61915678 sgs.china@sgs.com

Test Mode: 00; Polarity: Horizontal; Modulation: GFSK; Channel: High



Antenna Polarity :HORIZONTAL

Freq	Read Level	Antenna Factor	Cable Loss	Preamp Factor	Emission Level	Limit Line	Over Limit	Remark
MHz	dBuv	dB/m	dB	dB	dBuv/m	dBuv/m	dB	
2479.81	85.60	29.08	4.76	35.25	84.19	74.00	10.19	Peak
2483.50	42.76	29.09	4.78	35.26	41.37	74.00	-32.63	Peak
2518.83	49.14	29.13	4.84	35.30	47.81	74.00	-26.19	Peak

Note: Emission Level = Read Level + Antenna Factor + Cable loss - Preamp Factor



Unless otherwise agreed in writing, this document is issued by the Company subject to its General Conditions of Service printed overleaf, available on request or accessible at <https://www.sgs.com/en/Terms-and-Conditions>. Attention is drawn to the limitation of liability, indemnification and jurisdiction issues defined therein. Any holder of this document is advised that information contained hereon reflects the Company's findings at the time of its intervention only and within the limits of Client's instructions, if any. The Company's sole responsibility is to its Client and this document does not exonerate parties to a transaction from exercising all their rights and obligations under the transaction documents. This document cannot be reproduced except in full, without prior written approval of the Company. Any unauthorized alteration, forgery or falsification of the content or appearance of this document is unlawful and offenders may be prosecuted to the fullest extent of the law. Unless otherwise stated the results shown in this test report refer only to the sample(s) tested and such sample(s) are retained for 30 days only.

Attention: To check the authenticity of testing / inspection report & certificate, please contact us at telephone: (86-755) 8307 1443, or email: CN.Doccheck@sgs.com

SGS-CSTC Standards Technical Services (Shanghai) Co., Ltd.
EEC EMC Lab

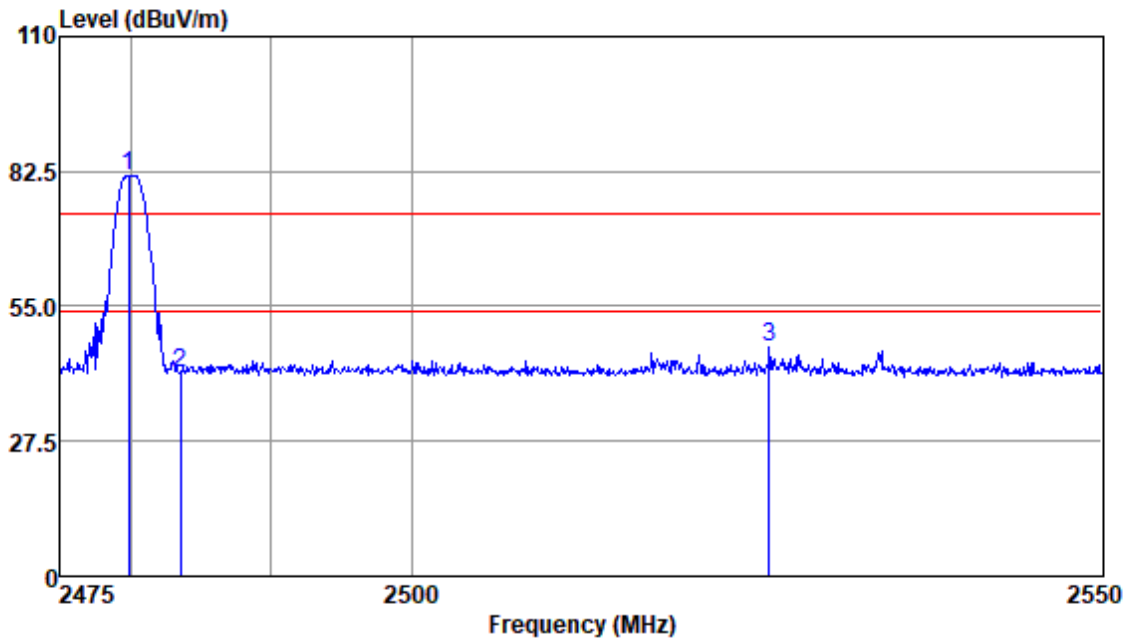
NO.588 West Jindu Road, Songjiang District, Shanghai China 201612
中国·上海·松江区金都西路588号 邮编: 201612

t (86-21) 61915666
t (86-21) 61915666

f (86-21) 61915678
f (86-21) 61915678

www.sgs.com
sgs.china@sgs.com

Test Mode: 00; Polarity: Vertical; Modulation: GFSK; Channel: High



Antenna Polarity : VERTICAL

Freq	Read Level	Antenna Factor	Cable Loss	Preamplifier Factor	Emission Level	Limit Line	Over Limit	Remark
MHz	dBuV	dB/m	dB	dB	dBuV/m	dBuV/m	dB	
2479.81	83.20	29.08	4.76	35.25	81.79	74.00	7.79	Peak
2483.50	42.60	29.09	4.78	35.26	41.21	74.00	-32.79	Peak
2525.76	48.06	29.13	4.85	35.31	46.73	74.00	-27.27	Peak

Note: Emission Level = Read Level + Antenna Factor + Cable loss - Preamplifier Factor



7.8 Radiated Spurious Emissions Below 1GHz

Test Requirement 47 CFR Part 15, Subpart C 15.205 & 15.209

Test Method: ANSI C63.10 (2013) Section 6.4,6.5

Limit:

Frequency(MHz)	Field strength(microvolts/meter)	Measurement distance(meters)
0.009-0.490	2400/F(kHz)	300
0.490-1.705	24000/F(kHz)	30
1.705-30.0	30	30
30-88	100	3
88-216	150	3
216-960	200	3
960-1000	500	3

7.8.1 E.U.T. Operation

Operating Environment:

Temperature: 21.7 °C

Humidity: 54.4 % RH

Atmospheric Pressure: 1010 mbar

7.8.2 Test Mode Description

Pre-scan / Final test	Mode Code	Description
Final test	00	TX mode(1Mbps)_Keep the EUT in continuously transmitting mode with GFSK modulation.



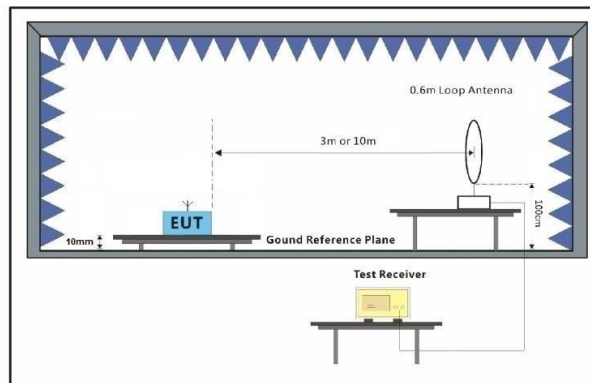
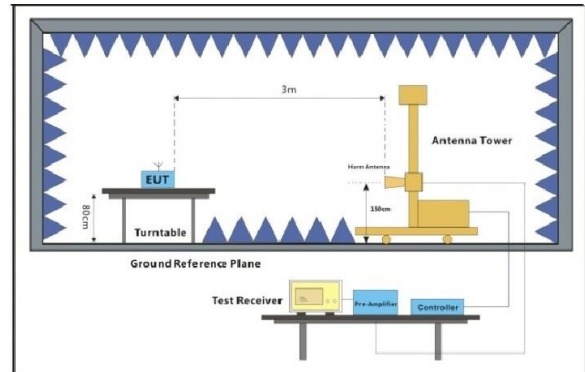
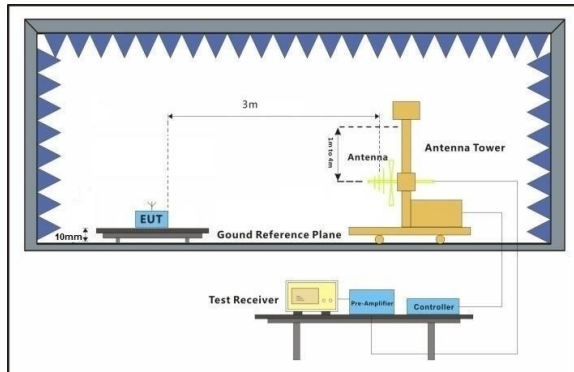
SGS-CSTC Standards Technical Services (Shanghai) Co., Ltd.
EEC EMC Lab

Unless otherwise agreed in writing, this document is issued by the Company subject to its General Conditions of Service printed overleaf, available on request or accessible at <https://www.sgs.com/en/Terms-and-Conditions>. Attention is drawn to the limitation of liability, indemnification and jurisdiction issues defined therein. Any holder of this document is advised that information contained hereon reflects the Company's findings at the time of its intervention only and within the limits of Client's instructions, if any. The Company's sole responsibility is to its Client and this document does not exonerate parties to a transaction from exercising all their rights and obligations under the transaction documents. This document cannot be reproduced except in full, without prior written approval of the Company. Any unauthorized alteration, forgery or falsification of the content or appearance of this document is unlawful and offenders may be prosecuted to the fullest extent of the law. Unless otherwise stated the results shown in this test report refer only to the sample(s) tested and such sample(s) are retained for 30 days only.

Attention: To check the authenticity of testing /inspection report & certificate, please contact us at telephone: (86-755) 8307 1443, or email: CN.Doccheck@sgs.com

NO.588 West Jindu Road, Songjiang District, Shanghai China 201612 t (86-21) 61915666 f (86-21) 61915678 www.sgs.com.cn
中国·上海·松江区金都西路588号 邮编: 201612 t (86-21) 61915666 f (86-21) 61915678 sgs.china@sgs.com

7.8.3 Test Setup Diagram



7.8.4 Measurement Procedure and Data

- a. For below 1GHz, the EUT was placed on the top of a rotating table 0.8m for table-top equipment, and the EUT was placed directly on the horizontal ground reference plane or 10mm above the horizontal ground reference plane with insulating material for floor-standing equipment at a 3 or 10 meter semi-anechoic chamber. The table was rotated 360 degrees to determine the position of the highest radiation.
- b. For above 1GHz, the EUT was placed on the top of a rotating table 1.5 meters for table-top equipment, and the EUT was placed directly on the horizontal ground reference plane or 10mm above the horizontal ground reference plane with insulating material for floor-standing equipment at a 3 or 10 meter semi-anechoic chamber. The table was rotated 360 degrees to determine the position of the highest radiation.
- c. The antenna height is varied from one meter to four meters above the ground to determine the maximum value of the field strength. Both horizontal and vertical polarizations of the antenna are set to make the measurement.
- d. For each suspected emission, the EUT was arranged to its worst case and then the antenna was tuned to heights from 1 meter to 4 meters (for the test frequency of below 30MHz, the antenna was tuned to heights 1 meter) and the rotatable table was turned from 0 degrees to 360 degrees to find the maximum reading.
- e. The test-receiver system was set to Peak Detect Function and Specified Bandwidth with Maximum Hold Mode.
- f. If the emission level of the EUT in peak mode was 10dB lower than the limit specified, then testing could be stopped and the peak values of the EUT would be reported. Otherwise the emissions that did not have 10dB margin would be re-tested one by one using quasi-peak method as specified and then reported in a data sheet.
- g. Test the EUT in the lowest channel, the middle channel, the Highest channel.
- h. The radiation measurements are performed in X, Y, Z axis positioning for Transmitting mode, and found the X axis positioning which it is the worst case.
- i. Repeat above procedures until all frequencies measured was complete.

Remark:

1. Level= Read Level+ Cable Loss+ Antenna Factor- Preamp Factor
2. Scan from 9kHz to 30MHz, the disturbance below 30MHz was very low. The points marked on above plots are the highest emissions could be found when testing, so only above points had been displayed. The amplitude of spurious emissions from the radiator which are attenuated more than 20dB below the limit need not be reported.
3. The disturbance below 1GHz was very low and the harmonics were the highest point could be found when testing, so only the above harmonics had been displayed.



Unless otherwise agreed in writing, this document is issued by the Company subject to its General Conditions of Service printed overleaf, available on request or accessible at <https://www.sgs.com/en/Terms-and-Conditions>. Attention is drawn to the limitation of liability, indemnification and jurisdiction issues defined therein. Any holder of this document is advised that information contained hereon reflects the Company's findings at the time of its intervention only and within the limits of Client's instructions, if any. The Company's sole responsibility is to its Client and this document does not exonerate parties to a transaction from exercising all their rights and obligations under the transaction documents. This document cannot be reproduced except in full, without prior written approval of the Company. Any unauthorized alteration, forgery or falsification of the content or appearance of this document is unlawful and offenders may be prosecuted to the fullest extent of the law. Unless otherwise stated the results shown in this test report refer only to the sample(s) tested and such sample(s) are retained for 30 days only.

Attention: To check the authenticity of testing /inspection report & certificate, please contact us at telephone: (86-755) 8307 1443, or email: CN.Doccheck@sgs.com

SGS-CSTC Standards Technical Services (Shanghai) Co., Ltd.
EEC EMC Lab

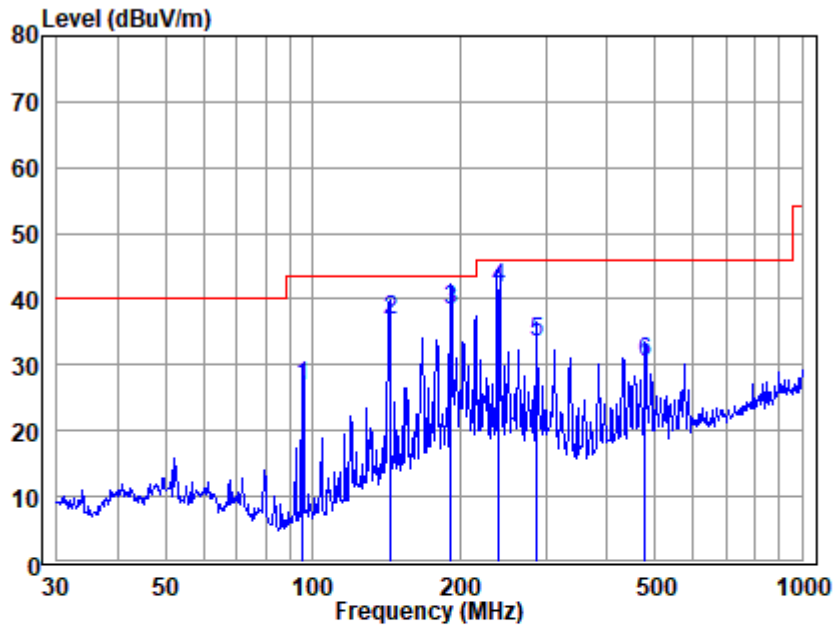
NO.588 West Jindu Road, Songjiang District, Shanghai China 201612
中国·上海·松江区金都西路588号 邮编: 201612

t (86-21) 61915666
t (86-21) 61915666

f (86-21) 61915678
f (86-21) 61915678

www.sgsgroup.com.cn
sgs.china@sgs.com

Test Mode: 00; Polarity: Horizontal



Antenna Polarity :Horizontal
EUT/Project :2376HS
Test mode :00

	Freq	Read Level	Antenna Factor	Cable Loss	Preamp Factor	Emission Level	Limit Line	Over Limit	Remark
	MHz	dBuV	dB/m	dB	dB	dBuV/m	dBuV/m	dB	
1	95.57	47.94	8.41	2.30	31.87	26.78	43.50	-16.72	QP
2	143.52	52.78	13.09	2.87	31.92	36.82	43.50	-6.68	QP
3	190.76	56.60	10.36	3.35	32.10	38.21	43.50	-5.29	QP
4	239.78	58.83	11.49	3.82	32.34	41.80	46.00	-4.20	QP
5	287.92	48.63	13.30	4.27	32.73	33.47	46.00	-12.53	QP
6	478.60	41.55	17.44	5.50	33.96	30.53	46.00	-15.47	QP

Note: Emission Level=Read Level+Antenna Factor+Cable loss-Preamp Factor



SGS-CSTC Standards Technical Services (Shanghai) Co., Ltd.
EEC EMC Lab

Unless otherwise agreed in writing, this document is issued by the Company subject to its General Conditions of Service printed overleaf, available on request or accessible at <https://www.sgs.com/en/Terms-and-Conditions>. Attention is drawn to the limitation of liability, indemnification and jurisdiction issues defined therein. Any holder of this document is advised that information contained hereon reflects the Company's findings at the time of its intervention only and within the limits of Client's instructions, if any. The Company's sole responsibility is to its Client and this document does not exonerate parties to a transaction from exercising all their rights and obligations under the transaction documents. This document cannot be reproduced except in full, without prior written approval of the Company. Any unauthorized alteration, forgery or falsification of the content or appearance of this document is unlawful and offenders may be prosecuted to the fullest extent of the law. Unless otherwise stated the results shown in this test report refer only to the sample(s) tested and such sample(s) are retained for 30 days only.

Attention: To check the authenticity of testing /inspection report & certificate, please contact us at telephone: (86-755) 8307 1443, or email: CN.Doccheck@sgs.com

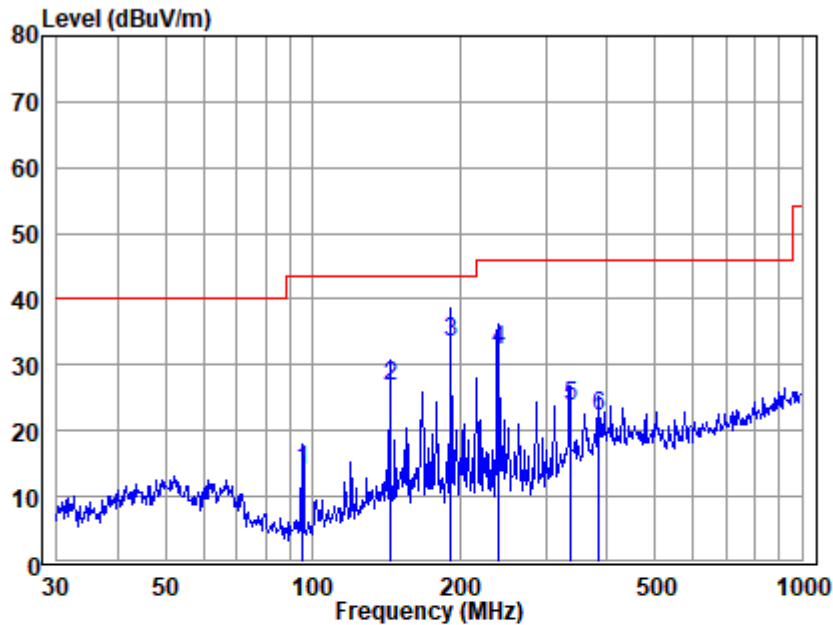
NO.588 West Jindu Road, Songjiang District, Shanghai China 201612
中国·上海·松江区金都西路588号 邮编: 201612

t (86-21) 61915666
t (86-21) 61915666

f (86-21) 61915678
f (86-21) 61915678

www.sgs.com.cn
sgs.china@sgs.com

Test Mode: 00; Polarity: Vertical



Antenna Polarity :Vertical
EUT/Project :2376HS
Test mode :00

	Freq	Read Level	Antenna Factor	Cable Loss	Preamp Factor	Emission Level	Limit Line	Over Limit	Remark
	MHz	dBuv	dB/m	dB	dB	dBuv/m	dBuv/m	dB	
1	95.57	35.17	8.41	2.30	31.87	14.01	43.50	-29.49	QP
2	143.52	42.79	13.09	2.87	31.92	26.83	43.50	-16.67	QP
3	191.74	51.96	10.30	3.36	32.10	33.52	43.50	-9.98	QP
4	239.78	49.19	11.49	3.82	32.34	32.16	46.00	-13.84	QP
5	335.34	37.94	14.33	4.69	33.16	23.80	46.00	-22.20	QP
6	384.65	35.38	15.46	4.96	33.52	22.28	46.00	-23.72	QP

Note: Emission Level=Read Level+Antenna Factor+Cable loss-Preamp Factor



Unless otherwise agreed in writing, this document is issued by the Company subject to its General Conditions of Service printed overleaf, available on request or accessible at <https://www.sgs.com/en/Terms-and-Conditions>. Attention is drawn to the limitation of liability, indemnification and jurisdiction issues defined therein. Any holder of this document is advised that information contained hereon reflects the Company's findings at the time of its intervention only and within the limits of Client's instructions, if any. The Company's sole responsibility is to its Client and this document does not exonerate parties to a transaction from exercising all their rights and obligations under the transaction documents. This document cannot be reproduced except in full, without prior written approval of the Company. Any unauthorized alteration, forgery or falsification of the content or appearance of this document is unlawful and offenders may be prosecuted to the fullest extent of the law. Unless otherwise stated the results shown in this test report refer only to the sample(s) tested and such sample(s) are retained for 30 days only.

Attention: To check the authenticity of testing /inspection report & certificate, please contact us at telephone: (86-755) 8307 1443, or email: CN.Doccheck@sgs.com

SGS-CSTC Standards Technical Services (Shanghai) Co., Ltd.
EEC EMC Lab

NO.588 West Jindu Road, Songjiang District, Shanghai China 201612
中国·上海·松江区金都西路588号 邮编: 201612

t (86-21) 61915666
t (86-21) 61915666

f (86-21) 61915678
f (86-21) 61915678

www.sgsgroup.com.cn
sgs.china@sgs.com

7.9 Radiated Spurious Emissions Above 1GHz

Test Requirement 47 CFR Part 15, Subpart C 15.205 & 15.209

Test Method: ANSI C63.10 (2013) Section 6.6

Limit:

Frequency(MHz)	Field strength(microvolts/meter)	Measurement distance(meters)
Above 1000	500	3

7.9.1 E.U.T. Operation

Operating Environment:

Temperature: 21.7 °C Humidity: 54.4 % RH Atmospheric Pressure: 1010 mbar

7.9.2 Test Mode Description

Pre-scan / Final test	Mode Code	Description
Final test	00	TX mode(1Mbps)_Keep the EUT in continuously transmitting mode with GFSK modulation.



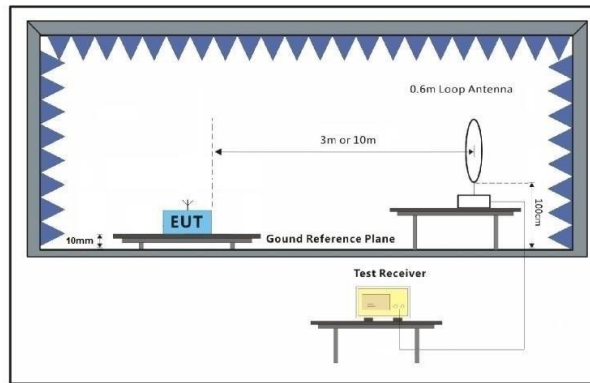
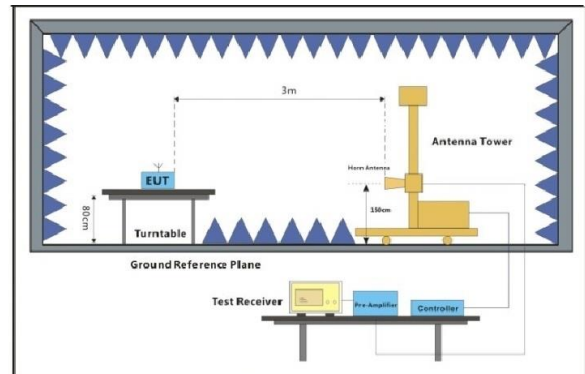
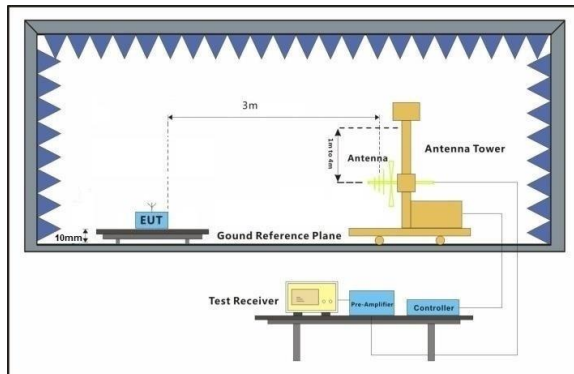
SGS-CSTC Standards Technical Services (Shanghai) Co., Ltd.
EEC EMC Lab

Unless otherwise agreed in writing, this document is issued by the Company subject to its General Conditions of Service printed overleaf, available on request or accessible at <https://www.sgs.com/en/Terms-and-Conditions>. Attention is drawn to the limitation of liability, indemnification and jurisdiction issues defined therein. Any holder of this document is advised that information contained hereon reflects the Company's findings at the time of its intervention only and within the limits of Client's instructions, if any. The Company's sole responsibility is to its Client and this document does not exonerate parties to a transaction from exercising all their rights and obligations under the transaction documents. This document cannot be reproduced except in full, without prior written approval of the Company. Any unauthorized alteration, forgery or falsification of the content or appearance of this document is unlawful and offenders may be prosecuted to the fullest extent of the law. Unless otherwise stated the results shown in this test report refer only to the sample(s) tested and such sample(s) are retained for 30 days only.

Attention: To check the authenticity of testing /inspection report & certificate, please contact us at telephone: (86-755) 8307 1443, or email: CN.Doccheck@sgs.com

NO.588 West Jindu Road, Songjiang District, Shanghai China 201612 t (86-21) 61915666 f (86-21) 61915678 www.ssgsgroup.com.cn
中国·上海·松江区金都西路588号 邮编: 201612 t (86-21) 61915666 f (86-21) 61915678 sgs.china@sgs.com

7.9.3 Test Setup Diagram



7.9.4 Measurement Procedure and Data

- a. For above 1GHz, the EUT was placed on the top of a rotating table 1.5 meters above the ground at a 3 meter fully-anechoic chamber. The table was rotated 360 degrees to determine the position of the highest radiation.
- b. The EUT was set 3 meters away from the interference-receiving antenna, which was mounted on the top of a variable-height antenna tower.
- c. The antenna height is varied from one meter to four meters above the ground to determine the maximum value of the field strength. Both horizontal and vertical polarizations of the antenna are set to make the measurement.
- d. For each suspected emission, the EUT was arranged to its worst case and then the antenna was tuned to heights from 1 meter to 4 meters (for the test frequency of below 30MHz, the antenna was tuned to heights 1 meter) and the rotatable table was turned from 0 degrees to 360 degrees to find the maximum reading.
- e. The test-receiver system was set to Peak Detect Function and Specified Bandwidth with Maximum Hold Mode.
- f. If the emission level of the EUT in peak mode was 10dB lower than the limit specified, then testing could be stopped and the peak values of the EUT would be reported. Otherwise the emissions that did not have 10dB margin would be re-tested one by one using peak or average method as specified and then reported in a data sheet.
- g. Test the EUT in the lowest channel, the middle channel, the Highest channel.
- h. The radiation measurements are performed in X, Y, Z axis positioning for Transmitting mode, and found the X axis positioning which it is the worst case.
- i. Repeat above procedures until all frequencies measured was complete.

Remark:

1. Level= Read Level+ Cable Loss+ Antenna Factor- Preamp Factor
2. Scan from 1GHz to 25GHz, the disturbance above 18GHz was very low. The points marked on above plots are the highest emissions could be found when testing, so only above points had been displayed. The amplitude of spurious emissions from the radiator which are attenuated more than 20dB below the limit need not be reported.
3. As shown in this section, for frequencies above 1GHz, the field strength limits are based on average limits. However, the peak field strength of any emission shall not exceed the maximum permitted average limits specified above by more than 20 dB under any condition of modulation. For the emissions whose peak level is lower than the average limit, only the peak measurement is shown in the report.



Unless otherwise agreed in writing, this document is issued by the Company subject to its General Conditions of Service printed overleaf, available on request or accessible at <https://www.sgs.com/en/Terms-and-Conditions>. Attention is drawn to the limitation of liability, indemnification and jurisdiction issues defined therein. Any holder of this document is advised that information contained hereon reflects the Company's findings at the time of its intervention only and within the limits of Client's instructions, if any. The Company's sole responsibility is to its Client and this document does not exonerate parties to a transaction from exercising all their rights and obligations under the transaction documents. This document cannot be reproduced except in full, without prior written approval of the Company. Any unauthorized alteration, forgery or falsification of the content or appearance of this document is unlawful and offenders may be prosecuted to the fullest extent of the law. Unless otherwise stated the results shown in this test report refer only to the sample(s) tested and such sample(s) are retained for 30 days only.

Attention: To check the authenticity of testing /inspection report & certificate, please contact us at telephone: (86-755) 8307 1443, or email: CN.Doccheck@sgs.com

SGS-CSTC Standards Technical Services (Shanghai) Co., Ltd.
EEC EMC Lab

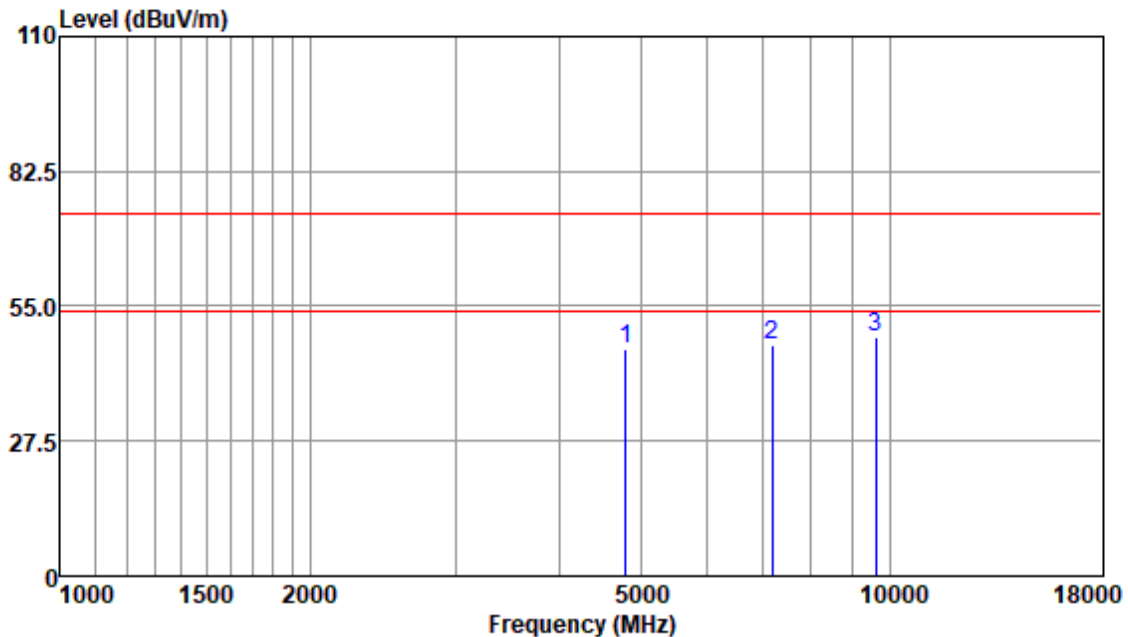
NO.588 West Jindu Road, Songjiang District, Shanghai China 201612
中国·上海·松江区金都西路588号 邮编: 201612

t (86-21) 61915666
t (86-21) 61915666

f (86-21) 61915678
f (86-21) 61915678

www.ssgroup.com.cn
sgs.china@sgs.com

Test Mode: 00; Polarity: Horizontal; Modulation: GFSK; Channel: Low



Antenna Polarity : HORIZONTAL

Freq	Read Level	Antenna Factor	Cable Loss	Preamp Factor	Emission Level	Limit Line	Over Limit	Remark
MHz	dBuV	dB/m	dB	dB	dBuV/m	dBuV/m	dB	
4804.00	41.95	33.57	7.46	36.79	46.19	74.00	-27.81	Peak
7206.00	38.72	36.24	7.79	35.53	47.22	74.00	-26.78	Peak
9608.00	36.17	37.75	8.57	33.58	48.91	74.00	-25.09	Peak

Note: Emission Level = Read Level + Antenna Factor + Cable loss - Preamp Factor



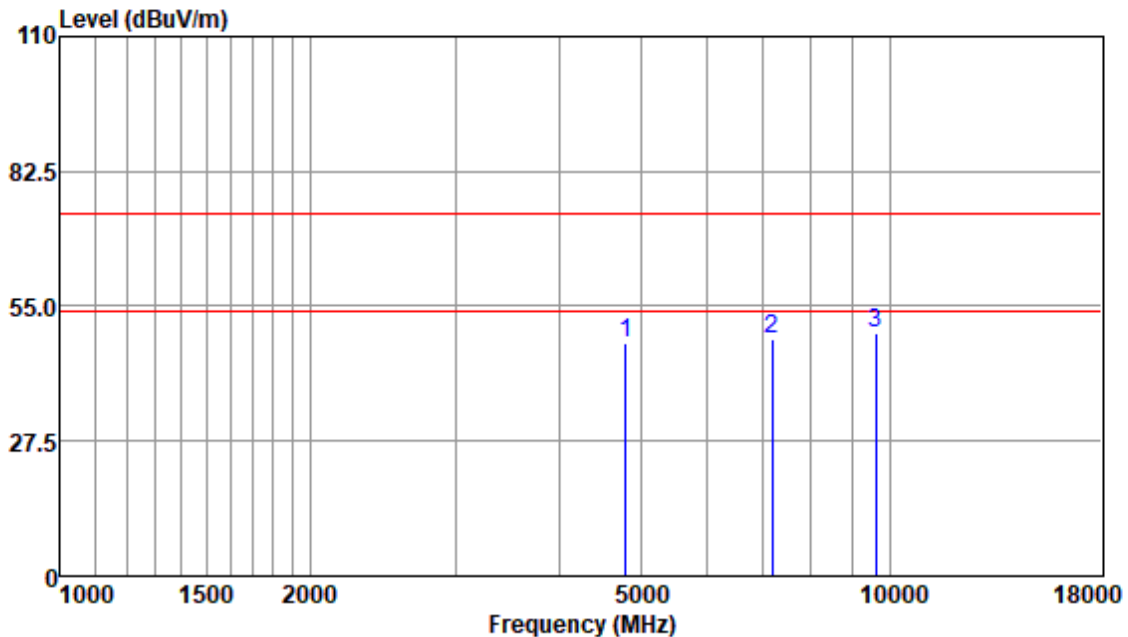
SGS-CSTC Standards Technical Services (Shanghai) Co., Ltd.
EEC EMC Lab

Unless otherwise agreed in writing, this document is issued by the Company subject to its General Conditions of Service printed overleaf, available on request or accessible at <https://www.sgs.com/en/Terms-and-Conditions>. Attention is drawn to the limitation of liability, indemnification and jurisdiction issues defined therein. Any holder of this document is advised that information contained hereon reflects the Company's findings at the time of its intervention only and within the limits of Client's instructions, if any. The Company's sole responsibility is to its Client and this document does not exonerate parties to a transaction from exercising all their rights and obligations under the transaction documents. This document cannot be reproduced except in full, without prior written approval of the Company. Any unauthorized alteration, forgery or falsification of the content or appearance of this document is unlawful and offenders may be prosecuted to the fullest extent of the law. Unless otherwise stated the results shown in this test report refer only to the sample(s) tested and such sample(s) are retained for 30 days only.

Attention: To check the authenticity of testing / inspection report & certificate, please contact us at telephone: (86-755) 8307 1443, or email: CN.Doccheck@sgs.com

NO.588 West Jindu Road, Songjiang District, Shanghai China 201612 t (86-21) 61915666 f (86-21) 61915678 www.sgs.com.cn
中国·上海·松江区金都西路588号 邮编: 201612 t (86-21) 61915666 f (86-21) 61915678 sgs.china@sgs.com

Test Mode: 00; Polarity: Vertical; Modulation:GFSK; Channel:Low



Antenna Polarity :VERTICAL

Freq	Read Level	Antenna Factor	Cable Loss	Preamp Factor	Emission Level	Limit Line	Over Limit	Remark
MHz	dBuv	dB/m	dB	dB	dBuv/m	dBuv/m	dB	
4804.00	45.64	33.57	5.09	36.79	47.51	74.00	-26.49	Peak
7206.00	41.91	36.24	5.75	35.53	48.37	74.00	-25.63	Peak
9608.00	38.62	37.75	6.78	33.58	49.57	74.00	-24.43	Peak

Note:Emission Level=Read Level+Antenna Factor+Cable loss-Preamp Factor



Unless otherwise agreed in writing, this document is issued by the Company subject to its General Conditions of Service printed overleaf, available on request or accessible at <https://www.sgs.com/en/Terms-and-Conditions>. Attention is drawn to the limitation of liability, indemnification and jurisdiction issues defined therein. Any holder of this document is advised that information contained hereon reflects the Company's findings at the time of its intervention only and within the limits of Client's instructions, if any. The Company's sole responsibility is to its Client and this document does not exonerate parties to a transaction from exercising all their rights and obligations under the transaction documents. This document cannot be reproduced except in full, without prior written approval of the Company. Any unauthorized alteration, forgery or falsification of the content or appearance of this document is unlawful and offenders may be prosecuted to the fullest extent of the law. Unless otherwise stated the results shown in this test report refer only to the sample(s) tested and such sample(s) are retained for 30 days only.

Attention: To check the authenticity of testing /inspection report & certificate, please contact us at telephone: (86-755) 8307 1443, or email: CN.Doccheck@sgs.com

SGS-CSTC Standards Technical Services (Shanghai) Co., Ltd.
EEC EMC Lab

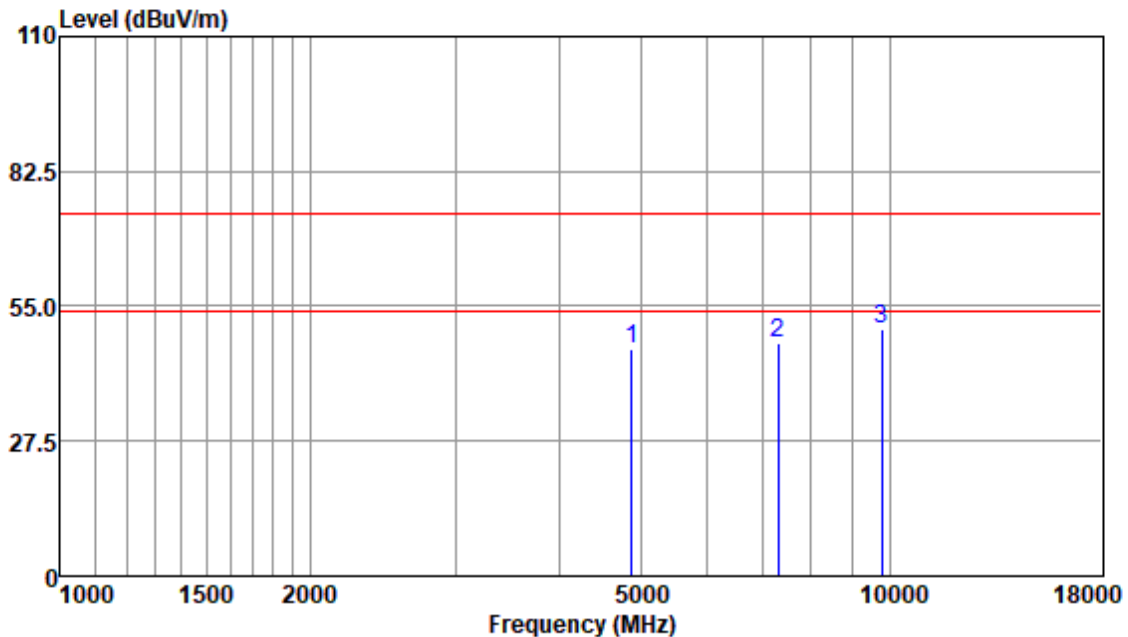
NO.588 West Jindu Road, Songjiang District, Shanghai China 201612
中国·上海·松江区金都西路588号 邮编: 201612

t (86-21) 61915666
t (86-21) 61915666

f (86-21) 61915678
f (86-21) 61915678

www.sgsgroup.com.cn
sgs.china@sgs.com

Test Mode: 00; Polarity: Horizontal; Modulation:GFSK; Channel:middle



Antenna Polarity :HORIZONTAL

Freq	Read Level	Antenna Factor	Cable Loss	Preamp Factor	Emission Level	Limit Line	Over Limit	Remark
MHz	dBuv	dB/m	dB	dB	dBuv/m	dBuv/m	dB	
4880.00	44.92	33.66	4.48	36.81	46.25	74.00	-27.75	Peak
7320.00	40.88	36.33	5.80	35.42	47.59	74.00	-26.41	Peak
9760.00	39.72	37.54	6.48	33.50	50.24	74.00	-23.76	Peak

Note:Emission Level=Read Level+Antenna Factor+Cable loss-Preamp Factor



Unless otherwise agreed in writing, this document is issued by the Company subject to its General Conditions of Service printed overleaf, available on request or accessible at <https://www.sgs.com/en/Terms-and-Conditions>. Attention is drawn to the limitation of liability, indemnification and jurisdiction issues defined therein. Any holder of this document is advised that information contained hereon reflects the Company's findings at the time of its intervention only and within the limits of Client's instructions, if any. The Company's sole responsibility is to its Client and this document does not exonerate parties to a transaction from exercising all their rights and obligations under the transaction documents. This document cannot be reproduced except in full, without prior written approval of the Company. Any unauthorized alteration, forgery or falsification of the content or appearance of this document is unlawful and offenders may be prosecuted to the fullest extent of the law. Unless otherwise stated the results shown in this test report refer only to the sample(s) tested and such sample(s) are retained for 30 days only.

Attention: To check the authenticity of testing /inspection report & certificate, please contact us at telephone: (86-755) 8307 1443, or email: CN.Doccheck@sgs.com

SGS-CSTC Standards Technical Services (Shanghai) Co., Ltd.
EEC EMC Lab

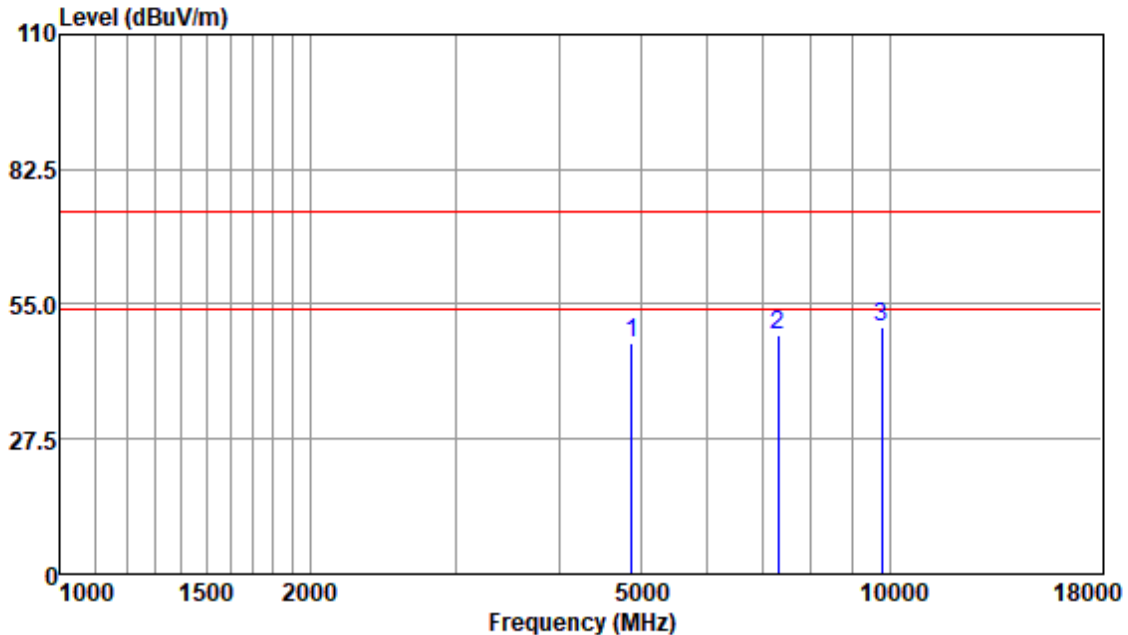
NO.588 West Jindu Road, Songjiang District, Shanghai China 201612
中国·上海·松江区金都西路588号 邮编: 201612

t (86-21) 61915666
t (86-21) 61915666

f (86-21) 61915678
f (86-21) 61915678

www.sgsgroup.com.cn
sgs.china@sgs.com

Test Mode: 00; Polarity: Vertical; Modulation:GFSK; Channel:middle



Antenna Polarity :VERTICAL

Freq	Read Level	Antenna Factor	Cable Loss	Preamp Factor	Emission Level	Limit Line	Over Limit	Remark
MHz	dBuv	dB/m	dB	dB	dBuv/m	dBuv/m	dB	
4880.00	45.82	33.66	4.48	36.81	47.15	74.00	-26.85	Peak
7320.00	42.20	36.33	5.80	35.42	48.91	74.00	-25.09	Peak
9760.00	39.75	37.54	6.48	33.50	50.27	74.00	-23.73	Peak

Note:Emission Level=Read Level+Antenna Factor+Cable loss-Preamp Factor



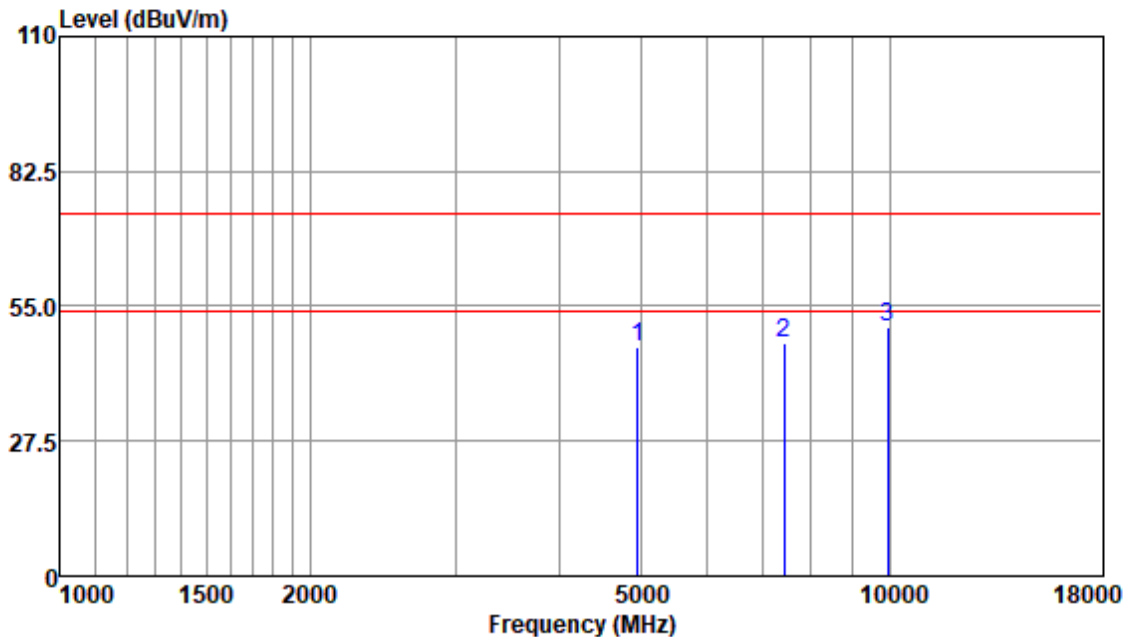
SGS-CSTC Standards Technical Services (Shanghai) Co., Ltd.
EEC EMC Lab

Unless otherwise agreed in writing, this document is issued by the Company subject to its General Conditions of Service printed overleaf, available on request or accessible at <https://www.sgs.com/en/Terms-and-Conditions>. Attention is drawn to the limitation of liability, indemnification and jurisdiction issues defined therein. Any holder of this document is advised that information contained hereon reflects the Company's findings at the time of its intervention only and within the limits of Client's instructions, if any. The Company's sole responsibility is to its Client and this document does not exonerate parties to a transaction from exercising all their rights and obligations under the transaction documents. This document cannot be reproduced except in full, without prior written approval of the Company. Any unauthorized alteration, forgery or falsification of the content or appearance of this document is unlawful and offenders may be prosecuted to the fullest extent of the law. Unless otherwise stated the results shown in this test report refer only to the sample(s) tested and such sample(s) are retained for 30 days only.

Attention: To check the authenticity of testing /inspection report & certificate, please contact us at telephone: (86-755) 8307 1443, or email: CN.Doccheck@sgs.com

NO.588 West Jindu Road, Songjiang District, Shanghai China 201612 t (86-21) 61915666 f (86-21) 61915678 www.sgs.com.cn
中国·上海·松江区金都西路588号 邮编: 201612 t (86-21) 61915666 f (86-21) 61915678 sgs.china@sgs.com

Test Mode: 00; Polarity: Horizontal; Modulation:GFSK; Channel:High



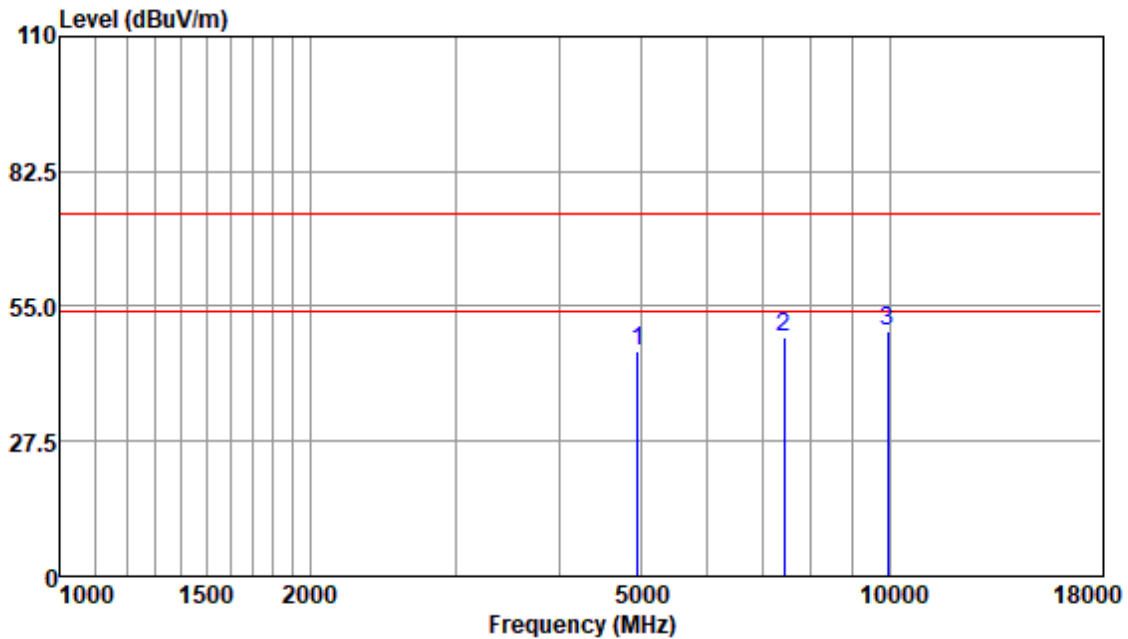
Antenna Polarity :HORIZONTAL

Freq	Read Level	Antenna Factor	Cable Loss	Preamp Factor	Emission Level	Limit Line	Over Limit	Remark
MHz	dBuv	dB/m	dB	dB	dBuv/m	dBuv/m	dB	
4960.00	44.96	33.65	5.04	36.83	46.82	74.00	-27.18	Peak
7440.00	40.49	36.31	6.09	35.34	47.55	74.00	-26.45	Peak
9920.00	39.90	37.62	6.53	33.41	50.64	74.00	-23.36	Peak

Note:Emission Level=Read Level+Antenna Factor+Cable loss-Preamp Factor



Test Mode: 00; Polarity: Vertical; Modulation:GFSK; Channel:High



Antenna Polarity :VERTICAL

Freq	Read Level	Antenna Factor	Cable Loss	Preamp Factor	Emission Level	Limit Line	Over Limit	Remark
MHz	dBuv	dB/m	dB	dB	dBuv/m	dBuv/m	dB	
4960.00	44.19	33.65	5.04	36.83	46.05	74.00	-27.95	Peak
7440.00	41.58	36.31	6.09	35.34	48.64	74.00	-25.36	Peak
9920.00	39.11	37.62	6.53	33.41	49.85	74.00	-24.15	Peak

Note:Emission Level=Read Level+Antenna Factor+Cable loss-Preamp Factor



Unless otherwise agreed in writing, this document is issued by the Company subject to its General Conditions of Service printed overleaf, available on request or accessible at <https://www.sgs.com/en/Terms-and-Conditions>. Attention is drawn to the limitation of liability, indemnification and jurisdiction issues defined therein. Any holder of this document is advised that information contained hereon reflects the Company's findings at the time of its intervention only and within the limits of Client's instructions, if any. The Company's sole responsibility is to its Client and this document does not exonerate parties to a transaction from exercising all their rights and obligations under the transaction documents. This document cannot be reproduced except in full, without prior written approval of the Company. Any unauthorized alteration, forgery or falsification of the content or appearance of this document is unlawful and offenders may be prosecuted to the fullest extent of the law. Unless otherwise stated the results shown in this test report refer only to the sample(s) tested and such sample(s) are retained for 30 days only.

Attention: To check the authenticity of testing /inspection report & certificate, please contact us at telephone: (86-755) 8307 1443, or email: CN.Doccheck@sgs.com

SGS-CSTC Standards Technical Services (Shanghai) Co., Ltd.
EEC EMC Lab

NO.588 West Jindu Road, Songjiang District, Shanghai China 201612
中国·上海·松江区金都西路588号 邮编: 201612

t (86-21) 61915666
t (86-21) 61915666

f (86-21) 61915678
f (86-21) 61915678

www.sgsgroup.com.cn
sgs.china@sgs.com

7.10 99% Bandwidth

Test Requirement RSS-Gen Section 6.7
Test Method: ANSI C63.10 Section 6.9.3

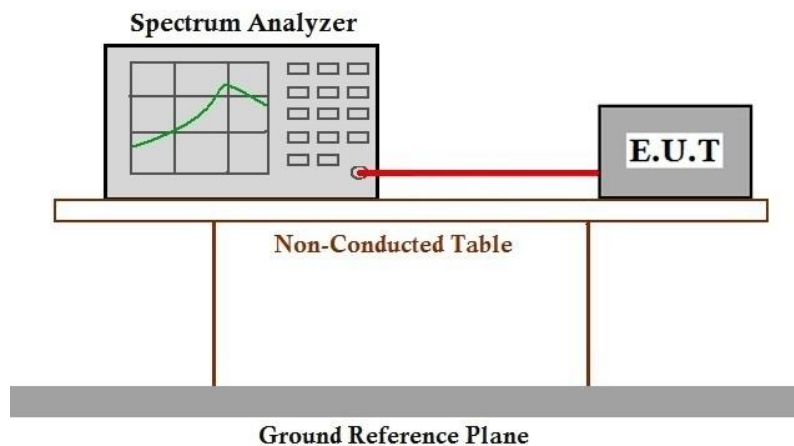
7.10.1 E.U.T. Operation

Operating Environment:
Temperature: 21.7 °C Humidity: 54.3 % RH Atmospheric Pressure: 1010 mbar

7.10.2 Test Mode Description

Pre-scan / Final test	Mode Code	Description
Final test	00	TX mode(1Mbps)_Keep the EUT in continuously transmitting mode with GFSK modulation.

7.10.3 Test Setup Diagram



7.10.4 Measurement Procedure and Data

Please Refer to Appendix for Details



Unless otherwise agreed in writing, this document is issued by the Company subject to its General Conditions of Service printed overleaf, available on request or accessible at <https://www.sgs.com/en/Terms-and-Conditions>. Attention is drawn to the limitation of liability, indemnification and jurisdiction issues defined therein. Any holder of this document is advised that information contained hereon reflects the Company's findings at the time of its intervention only and within the limits of Client's instructions, if any. The Company's sole responsibility is to its Client and this document does not exonerate parties to a transaction from exercising all their rights and obligations under the transaction documents. This document cannot be reproduced except in full, without prior written approval of the Company. Any unauthorized alteration, forgery or falsification of the content or appearance of this document is unlawful and offenders may be prosecuted to the fullest extent of the law. Unless otherwise stated the results shown in this test report refer only to the sample(s) tested and such sample(s) are retained for 30 days only.

Attention: To check the authenticity of testing /inspection report & certificate, please contact us at telephone: (86-755) 8307 1443, or email: CN.Doccheck@sgs.com

NO.588 West Jindu Road, Songjiang District, Shanghai China 201612 t (86-21) 61915666 f (86-21) 61915678 www.ssgsgroup.com.cn
中国·上海·松江区金都西路588号 邮编: 201612 t (86-21) 61915666 f (86-21) 61915678 sgs.china@sgs.com

8 Test Setup Photographs

Refer to the < Test Setup photos-FCC>.

9 EUT Constructional Details

Refer to the < External Photos > & < Internal Photos >.

10 Appendix

10.1 Appendix A: DTS Bandwidth

10.1.1 Test Result

TestMode	Antenna	Channel	DTS BW [MHz]	FL[MHz]	FH[MHz]	Limit[MHz]	Verdict
BLE_1M	Ant1	2402	0.680	2401.648	2402.328	0.5	PASS
		2440	0.640	2439.668	2440.308	0.5	PASS
		2480	0.612	2479.692	2480.304	0.5	PASS

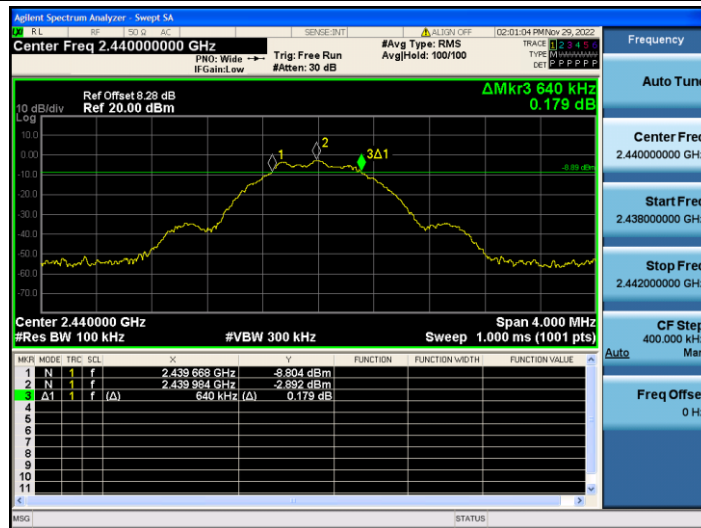


10.1.2 Test Graphs

BLE_1M_Ant1_2402



BLE_1M_Ant1_2440



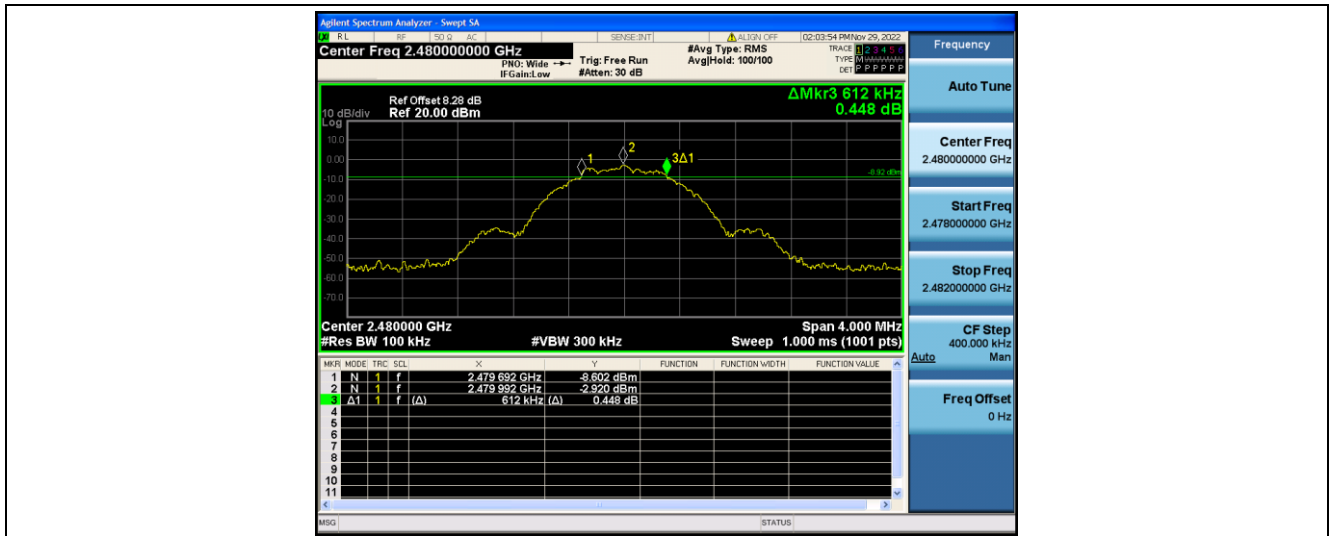
BLE_1M_Ant1_2480



Unless otherwise agreed in writing, this document is issued by the Company subject to its General Conditions of Service printed overleaf, available on request or accessible at <https://www.sgs.com/en/Terms-and-Conditions>. Attention is drawn to the limitation of liability, indemnification and jurisdiction issues defined therein. Any holder of this document is advised that information contained hereon reflects the Company's findings at the time of its intervention only and within the limits of Client's instructions, if any. The Company's sole responsibility is to its Client and this document does not exonerate parties to a transaction from exercising all their rights and obligations under the transaction documents. This document cannot be reproduced except in full, without prior written approval of the Company. Any unauthorized alteration, forgery or falsification of the content or appearance of this document is unlawful and offenders may be prosecuted to the fullest extent of the law. Unless otherwise stated the results shown in this test report refer only to the sample(s) tested and such sample(s) are retained for 30 days only.

Attention: To check the authenticity of testing / inspection report & certificate, please contact us at telephone: (86-755) 8307 1443, or email: CN.Doccheck@sgs.com

NO.588 West Jindu Road, Songjiang District, Shanghai China 201612 t (86-21) 61915666 f (86-21) 61915678 www.sgs.com.cn
中国·上海·松江区金都西路588号 邮编: 201612 t (86-21) 61915666 f (86-21) 61915678 sgs.china@sgs.com



10.2 Appendix B: Occupied Channel Bandwidth

10.2.1 Test Result

TestMode	Antenna	Channel	OCB [MHz]	FL[MHz]	FH[MHz]	Limit[MHz]	Verdict
BLE_1M	Ant1	2402	1.0303	2401.4802	2402.5105	---	---
		2440	1.0314	2439.4860	2440.5174	---	---
		2480	1.0265	2479.4839	2480.5104	---	---



10.2.2 Test Graphs



Unless otherwise agreed in writing, this document is issued by the Company subject to its General Conditions of Service printed overleaf, available on request or accessible at <https://www.sgs.com/en/Terms-and-Conditions>. Attention is drawn to the limitation of liability, indemnification and jurisdiction issues defined therein. Any holder of this document is advised that information contained hereon reflects the Company's findings at the time of its intervention only and within the limits of Client's instructions, if any. The Company's sole responsibility is to its Client and this document does not exonerate parties to a transaction from exercising all their rights and obligations under the transaction documents. This document cannot be reproduced except in full, without prior written approval of the Company. Any unauthorized alteration, forgery or falsification of the content or appearance of this document is unlawful and offenders may be prosecuted to the fullest extent of the law. Unless otherwise stated the results shown in this test report refer only to the sample(s) tested and such sample(s) are retained for 30 days only.

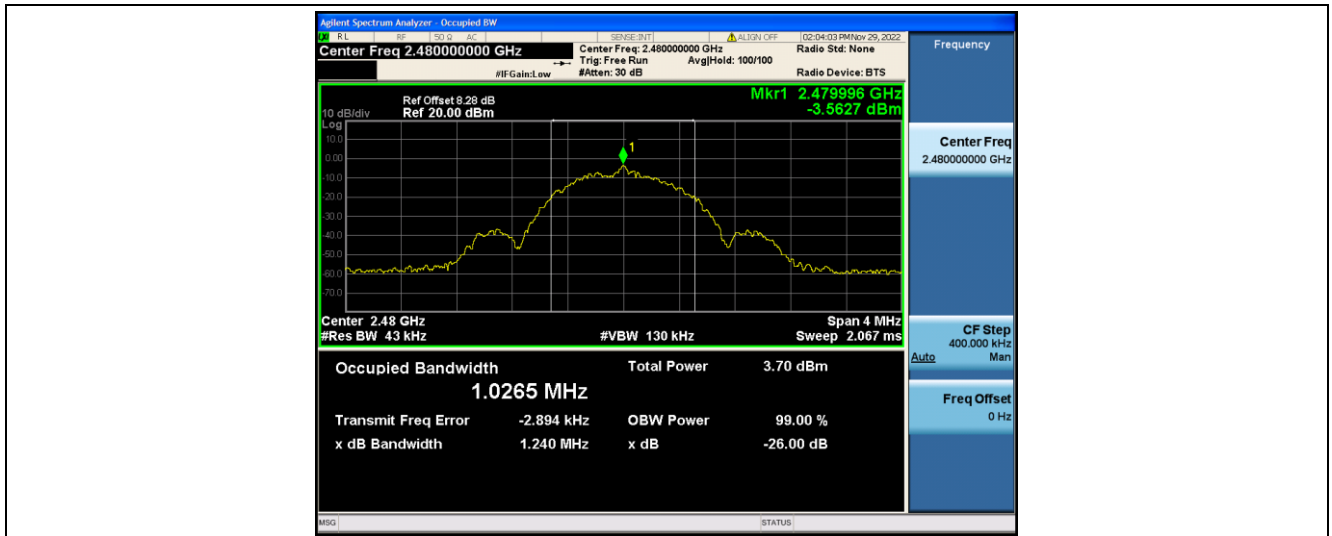
Attention: To check the authenticity of testing / inspection report & certificate, please contact us at telephone: (86-755) 8307 1443, or email: CN.Doccheck@sgs.com

NO.588 West Jindu Road, Songjiang District, Shanghai China 201612
中国·上海·松江区金都西路588号 邮编: 201612

t (86-21) 61915666
t (86-21) 61915666

f (86-21) 61915678
f (86-21) 61915678

www.sgs.com
sgs.china@sgs.com



10.3 Appendix C: Maximum conducted output power

10.3.1 Test Result

TestMode	Antenna	Channel	Result[dBm]	Limit[dBm]	Verdict
BLE_1M	Ant1	2402	-2.09	≤30	PASS
		2440	-2.61	≤30	PASS
		2480	-2.8	≤30	PASS



SGS-CSTC Standards Technical Services (Shanghai) Co., Ltd.
EEC EMC Lab

Unless otherwise agreed in writing, this document is issued by the Company subject to its General Conditions of Service printed overleaf, available on request or accessible at <https://www.sgs.com/en/Terms-and-Conditions>. Attention is drawn to the limitation of liability, indemnification and jurisdiction issues defined therein. Any holder of this document is advised that information contained hereon reflects the Company's findings at the time of its intervention only and within the limits of Client's instructions, if any. The Company's sole responsibility is to its Client and this document does not exonerate parties to a transaction from exercising all their rights and obligations under the transaction documents. This document cannot be reproduced except in full, without prior written approval of the Company. Any unauthorized alteration, forgery or falsification of the content or appearance of this document is unlawful and offenders may be prosecuted to the fullest extent of the law. Unless otherwise stated the results shown in this test report refer only to the sample(s) tested and such sample(s) are retained for 30 days only.

Attention: To check the authenticity of testing /inspection report & certificate, please contact us at telephone: (86-755) 8307 1443, or email: CN.Doccheck@sgs.com

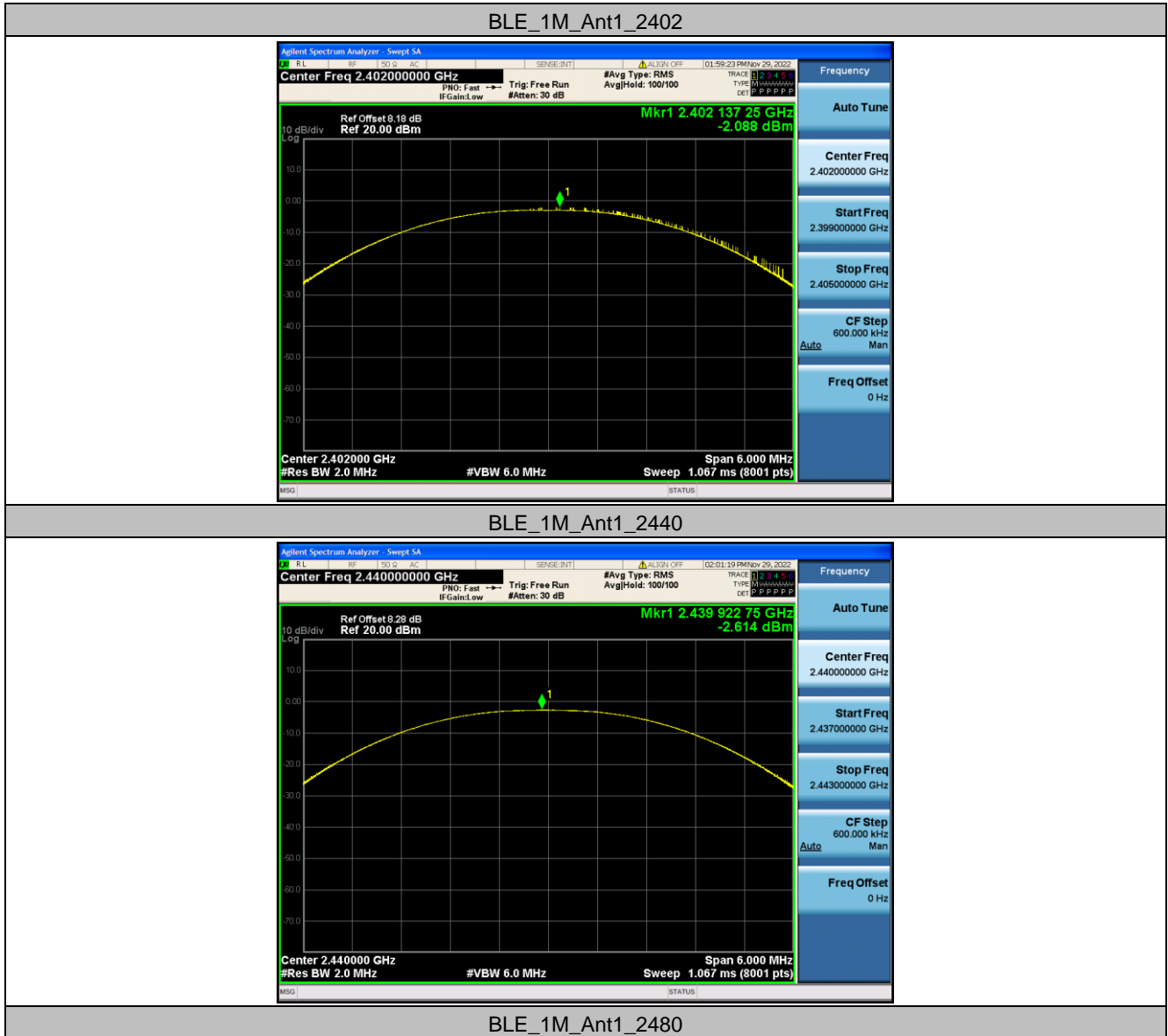
NO.588 West Jindu Road, Songjiang District, Shanghai China 201612
中国·上海·松江区金都西路588号 邮编: 201612

t (86-21) 61915666
t (86-21) 61915666

f (86-21) 61915678
f (86-21) 61915678

www.sgs.com.cn
sgs.china@sgs.com

10.3.2 Test Graphs



Unless otherwise agreed in writing, this document is issued by the Company subject to its General Conditions of Service printed overleaf, available on request or accessible at <https://www.sgs.com/en/Terms-and-Conditions>. Attention is drawn to the limitation of liability, indemnification and jurisdiction issues defined therein. Any holder of this document is advised that information contained hereon reflects the Company's findings at the time of its intervention only and within the limits of Client's instructions, if any. The Company's sole responsibility is to its Client and this document does not exonerate parties to a transaction from exercising all their rights and obligations under the transaction documents. This document cannot be reproduced except in full, without prior written approval of the Company. Any unauthorized alteration, forgery or falsification of the content or appearance of this document is unlawful and offenders may be prosecuted to the fullest extent of the law. Unless otherwise stated the results shown in this test report refer only to the sample(s) tested and such sample(s) are retained for 30 days only.

Attention: To check the authenticity of testing /inspection report & certificate, please contact us at telephone: (86-755) 8307 1443, or email: CN.Doccheck@sgs.com

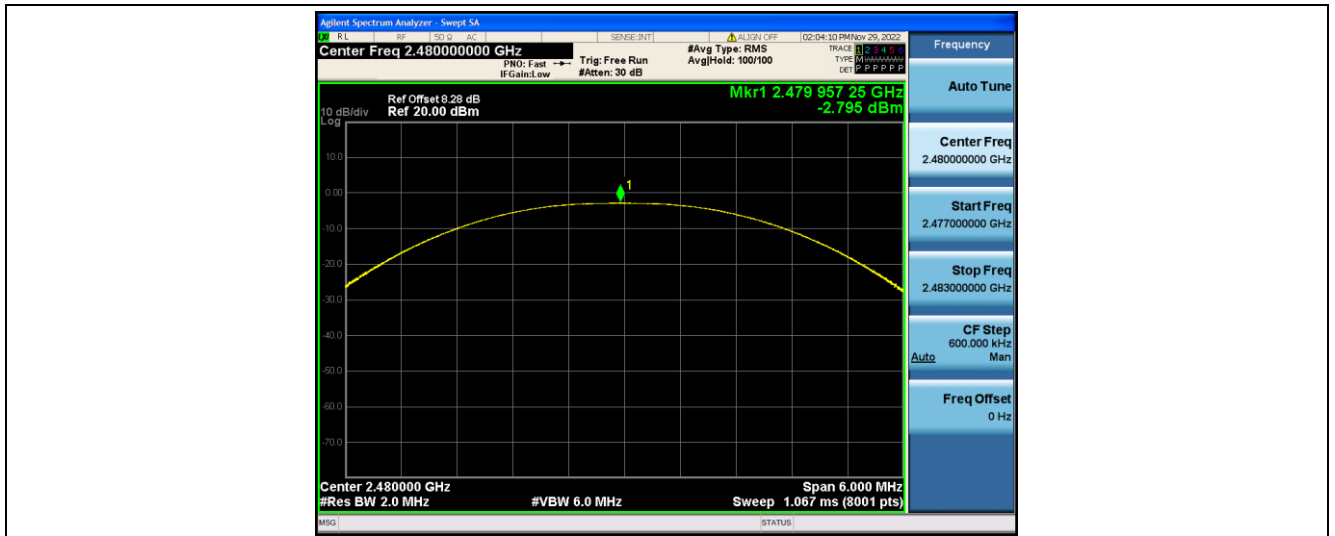
SGS-CSTC Standards Technical Services (Shanghai) Co., Ltd.
EEC EMC Lab

NO.588 West Jindu Road, Songjiang District, Shanghai China 201612
中国·上海·松江区金都西路588号 邮编: 201612

t (86-21) 61915666
t (86-21) 61915666

f (86-21) 61915678
f (86-21) 61915678

www.sgs.com
sgs.china@sgs.com



SGS-CSTC Standards Technical Services (Shanghai) Co., Ltd.
EEC EMC Lab

Unless otherwise agreed in writing, this document is issued by the Company subject to its General Conditions of Service printed overleaf, available on request or accessible at <https://www.sgs.com/en/Terms-and-Conditions>. Attention is drawn to the limitation of liability, indemnification and jurisdiction issues defined therein. Any holder of this document is advised that information contained hereon reflects the Company's findings at the time of its intervention only and within the limits of Client's instructions, if any. The Company's sole responsibility is to its Client and this document does not exonerate parties to a transaction from exercising all their rights and obligations under the transaction documents. This document cannot be reproduced except in full, without prior written approval of the Company. Any unauthorized alteration, forgery or falsification of the content or appearance of this document is unlawful and offenders may be prosecuted to the fullest extent of the law. Unless otherwise stated the results shown in this test report refer only to the sample(s) tested and such sample(s) are retained for 30 days only.

Attention: To check the authenticity of testing /inspection report & certificate, please contact us at telephone: (86-755) 8307 1443, or email: CN.Doccheck@sgs.com

NO.588 West Jindu Road, Songjiang District, Shanghai China 201612
中国·上海·松江区金都西路588号 邮编: 201612

t (86-21) 61915666
t (86-21) 61915666

f (86-21) 61915678
f (86-21) 61915678

www.sgsgroup.com.cn
sgs.china@sgs.com

10.4 Appendix D: Maximum power spectral density

10.4.1 Test Result

TestMode	Antenna	Channel	Result[dBm/3-100kHz]	Limit[dBm/3kHz]	Verdict
BLE_1M	Ant1	2402	-17.46	≤8.00	PASS
		2440	-17.95	≤8.00	PASS
		2480	-18.06	≤8.00	PASS



Unless otherwise agreed in writing, this document is issued by the Company subject to its General Conditions of Service printed overleaf, available on request or accessible at <https://www.sgs.com/en/Terms-and-Conditions>. Attention is drawn to the limitation of liability, indemnification and jurisdiction issues defined therein. Any holder of this document is advised that information contained hereon reflects the Company's findings at the time of its intervention only and within the limits of Client's instructions, if any. The Company's sole responsibility is to its Client and this document does not exonerate parties to a transaction from exercising all their rights and obligations under the transaction documents. This document cannot be reproduced except in full, without prior written approval of the Company. Any unauthorized alteration, forgery or falsification of the content or appearance of this document is unlawful and offenders may be prosecuted to the fullest extent of the law. Unless otherwise stated the results shown in this test report refer only to the sample(s) tested and such sample(s) are retained for 30 days only.

Attention: To check the authenticity of testing /inspection report & certificate, please contact us at telephone: (86-755) 8307 1443, or email: CN.Doccheck@sgs.com

SGS-CSTC Standards Technical Services (Shanghai) Co., Ltd.
EEC EMC Lab

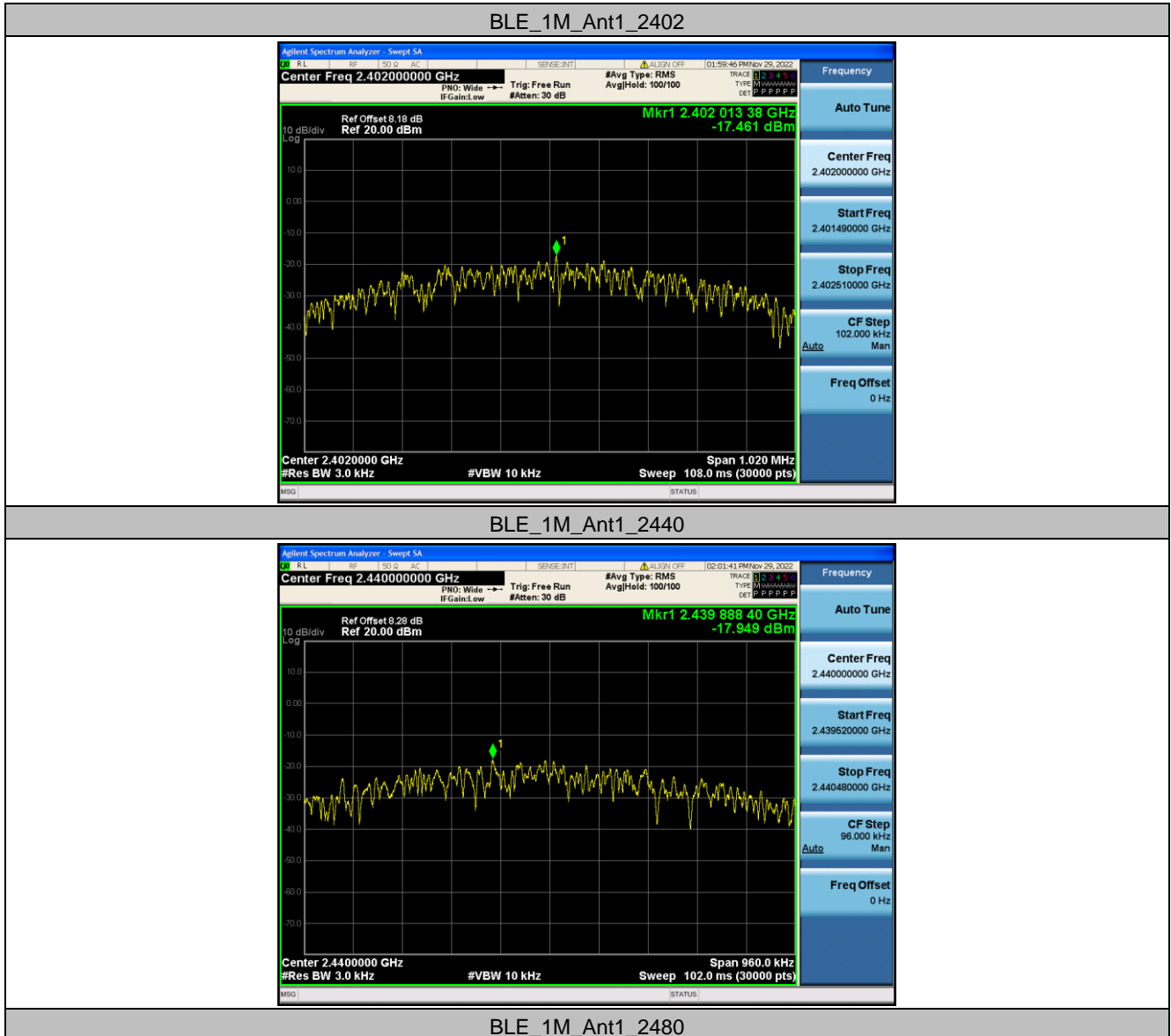
NO.588 West Jindu Road, Songjiang District, Shanghai China 201612
中国·上海·松江区金都西路588号 邮编: 201612

t (86-21) 61915666
t (86-21) 61915666

f (86-21) 61915678
f (86-21) 61915678

www.sgsgroup.com.cn
sgs.china@sgs.com

10.4.2 Test Graphs



Unless otherwise agreed in writing, this document is issued by the Company subject to its General Conditions of Service printed overleaf, available on request or accessible at <https://www.sgs.com/en/Terms-and-Conditions>. Attention is drawn to the limitation of liability, indemnification and jurisdiction issues defined therein. Any holder of this document is advised that information contained hereon reflects the Company's findings at the time of its intervention only and within the limits of Client's instructions, if any. The Company's sole responsibility is to its Client and this document does not exonerate parties to a transaction from exercising all their rights and obligations under the transaction documents. This document cannot be reproduced except in full, without prior written approval of the Company. Any unauthorized alteration, forgery or falsification of the content or appearance of this document is unlawful and offenders may be prosecuted to the fullest extent of the law. Unless otherwise stated the results shown in this test report refer only to the sample(s) tested and such sample(s) are retained for 30 days only.

Attention: To check the authenticity of testing /inspection report & certificate, please contact us at telephone: (86-755) 8307 1443, or email: CN.Doccheck@sgs.com

SGS-CSTC Standards Technical Services (Shanghai) Co., Ltd.
EEC EMC Lab

NO.588 West Jindu Road, Songjiang District, Shanghai China 201612
中国·上海·松江区金都西路588号 邮编: 201612

t (86-21) 61915666
t (86-21) 61915666

f (86-21) 61915678
f (86-21) 61915678

www.sgs.com.cn
sgs.china@sgs.com



10.5 Appendix E: Band edge measurements

10.5.1 Test Result

TestMode	Antenna	ChName	Channel	RefLevel[dBm]	Result[dBm]	Limit[dBm]	Verdict
BLE_1M	Ant1	Low	2402	-3.44	-50.8	≤-23.44	PASS
		High	2480	-2.85	-50.26	≤-22.85	PASS



Unless otherwise agreed in writing, this document is issued by the Company subject to its General Conditions of Service printed overleaf, available on request or accessible at <https://www.sgs.com/en/Terms-and-Conditions>. Attention is drawn to the limitation of liability, indemnification and jurisdiction issues defined therein. Any holder of this document is advised that information contained hereon reflects the Company's findings at the time of its intervention only and within the limits of Client's instructions, if any. The Company's sole responsibility is to its Client and this document does not exonerate parties to a transaction from exercising all their rights and obligations under the transaction documents. This document cannot be reproduced except in full, without prior written approval of the Company. Any unauthorized alteration, forgery or falsification of the content or appearance of this document is unlawful and offenders may be prosecuted to the fullest extent of the law. Unless otherwise stated the results shown in this test report refer only to the sample(s) tested and such sample(s) are retained for 30 days only.

Attention: To check the authenticity of testing /inspection report & certificate, please contact us at telephone: (86-755) 8307 1443, or email: CN.Doccheck@sgs.com

SGS-CSTC Standards Technical Services (Shanghai) Co., Ltd.
EEC EMC Lab

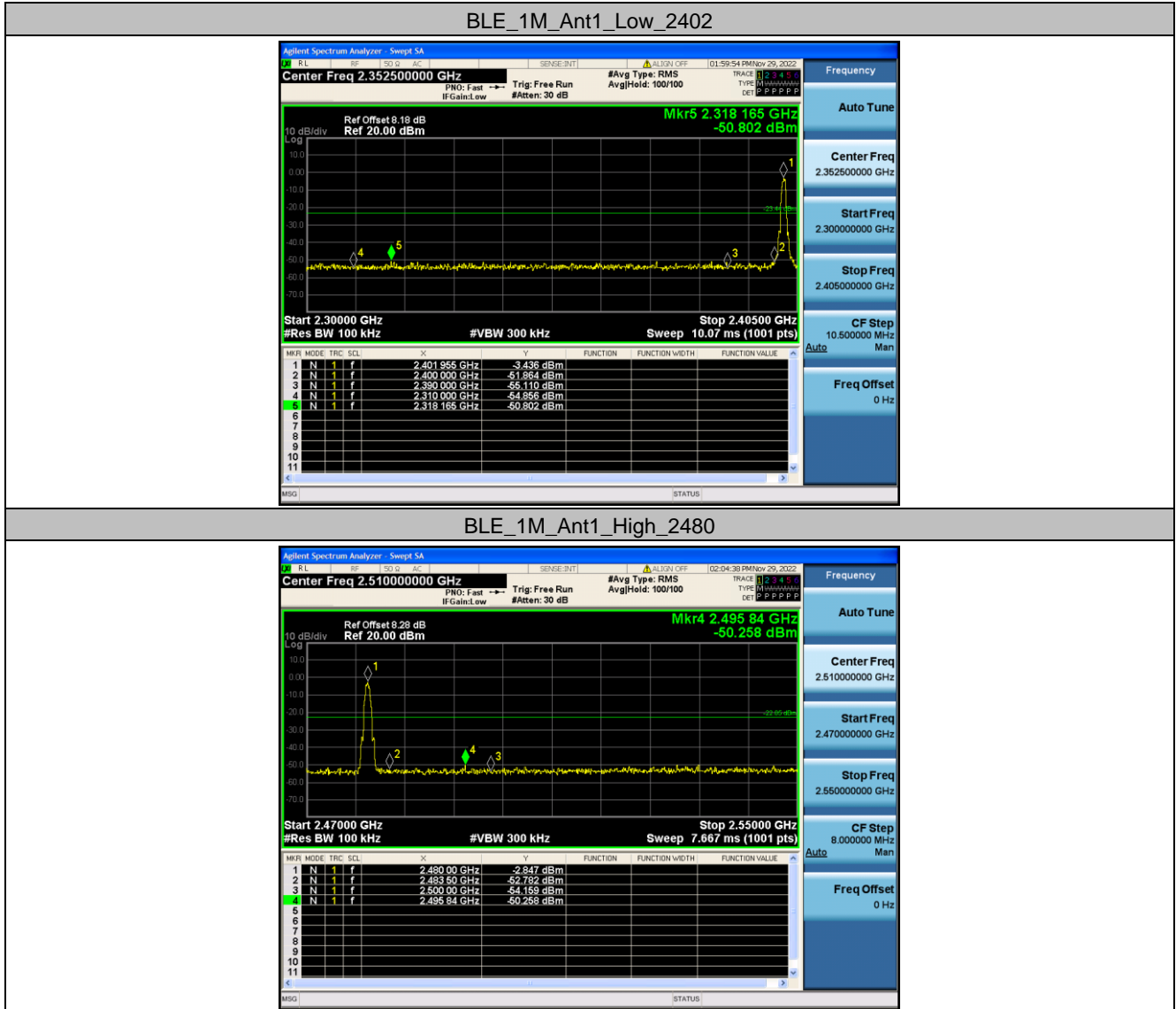
NO.588 West Jindu Road, Songjiang District, Shanghai China 201612
中国·上海·松江区金都西路588号 邮编: 201612

t (86-21) 61915666
t (86-21) 61915666

f (86-21) 61915678
f (86-21) 61915678

www.sgsgroup.com.cn
sgs.china@sgs.com

10.5.2 Test Graphs



Unless otherwise agreed in writing, this document is issued by the Company subject to its General Conditions of Service printed overleaf, available on request or accessible at <https://www.sgs.com/en/Terms-and-Conditions>. Attention is drawn to the limitation of liability, indemnification and jurisdiction issues defined therein. Any holder of this document is advised that information contained hereon reflects the Company's findings at the time of its intervention only and within the limits of Client's instructions, if any. The Company's sole responsibility is to its Client and this document does not exonerate parties to a transaction from exercising all their rights and obligations under the transaction documents. This document cannot be reproduced except in full, without prior written approval of the Company. Any unauthorized alteration, forgery or falsification of the content or appearance of this document is unlawful and offenders may be prosecuted to the fullest extent of the law. Unless otherwise stated the results shown in this test report refer only to the sample(s) tested and such sample(s) are retained for 30 days only.

Attention: To check the authenticity of testing / inspection report & certificate, please contact us at telephone: (86-755) 8307 1443, or email: CN.Doccheck@sgs.com

SGS-CSTC Standards Technical Services (Shanghai) Co., Ltd.
EEC EMC Lab

NO.588 West Jindu Road, Songjiang District, Shanghai China 201612
中国·上海·松江区金都西路588号 邮编: 201612

t (86-21) 61915666
t (86-21) 61915666

f (86-21) 61915678
f (86-21) 61915678

www.sgs.com
sgs.china@sgs.com

10.6 Appendix F: Conducted Spurious Emission

10.6.1 Test Result

TestMode	Antenna	Channel	FreqRange [MHz]	RefLevel [dBm]	Result[dBm]	Limit[dBm]	Verdict
BLE_1M	Ant1	2402	Reference	-4.04	-4.04	---	PASS
			30~1000	-4.04	-61.74	≤-24.04	PASS
			1000~26500	-4.04	-44.75	≤-24.04	PASS
		2440	Reference	-2.74	-2.74	---	PASS
			30~1000	-2.74	-60.59	≤-22.74	PASS
			1000~26500	-2.74	-44.07	≤-22.74	PASS
		2480	Reference	-4.66	-4.66	---	PASS
			30~1000	-4.66	-61.16	≤-24.66	PASS
			1000~26500	-4.66	-43.78	≤-24.66	PASS



Unless otherwise agreed in writing, this document is issued by the Company subject to its General Conditions of Service printed overleaf, available on request or accessible at <https://www.sgs.com/en/Terms-and-Conditions>. Attention is drawn to the limitation of liability, indemnification and jurisdiction issues defined therein. Any holder of this document is advised that information contained hereon reflects the Company's findings at the time of its intervention only and within the limits of Client's instructions, if any. The Company's sole responsibility is to its Client and this document does not exonerate parties to a transaction from exercising all their rights and obligations under the transaction documents. This document cannot be reproduced except in full, without prior written approval of the Company. Any unauthorized alteration, forgery or falsification of the content or appearance of this document is unlawful and offenders may be prosecuted to the fullest extent of the law. Unless otherwise stated the results shown in this test report refer only to the sample(s) tested and such sample(s) are retained for 30 days only.

Attention: To check the authenticity of testing / inspection report & certificate, please contact us at telephone: (86-755) 8307 1443, or email: CN.Doccheck@sgs.com

SGS-CSTC Standards Technical Services (Shanghai) Co., Ltd.
EEC EMC Lab

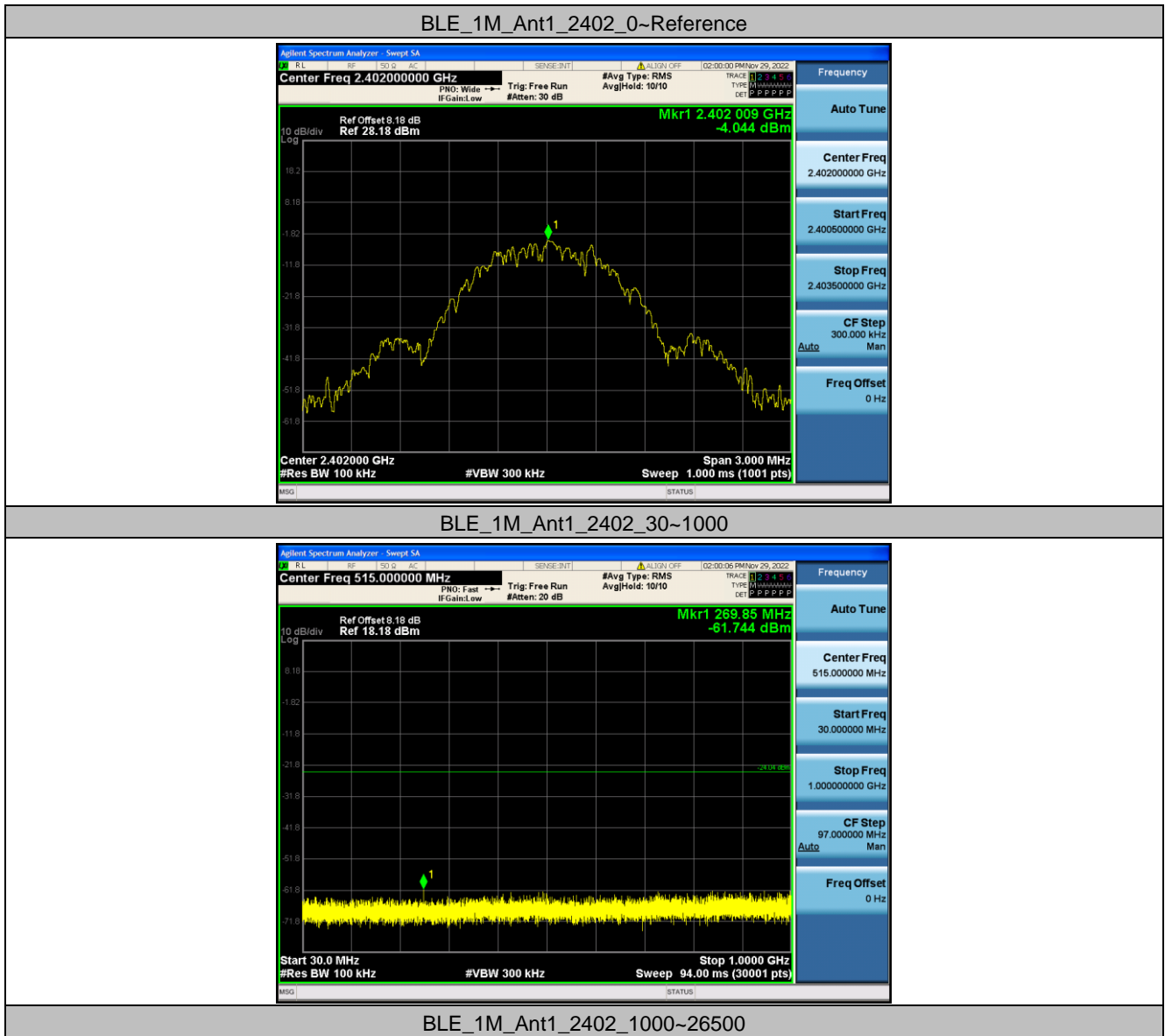
NO.588 West Jindu Road, Songjiang District, Shanghai China 201612
中国·上海·松江区金都西路588号 邮编: 201612

t (86-21) 61915666
t (86-21) 61915666

f (86-21) 61915678
f (86-21) 61915678

www.sgsgroup.com.cn
sgs.china@sgs.com

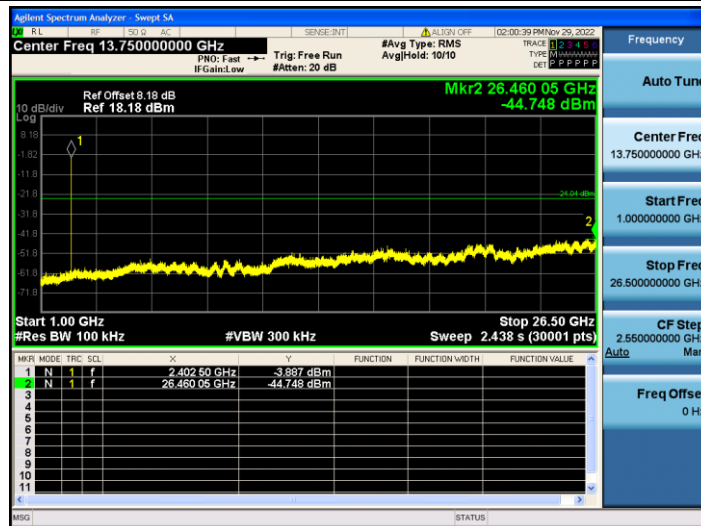
10.6.2 Test Graphs



Unless otherwise agreed in writing, this document is issued by the Company subject to its General Conditions of Service printed overleaf, available on request or accessible at <https://www.sgs.com/en/Terms-and-Conditions>. Attention is drawn to the limitation of liability, indemnification and jurisdiction issues defined therein. Any holder of this document is advised that information contained hereon reflects the Company's findings at the time of its intervention only and within the limits of Client's instructions, if any. The Company's sole responsibility is to its Client and this document does not exonerate parties to a transaction from exercising all their rights and obligations under the transaction documents. This document cannot be reproduced except in full, without prior written approval of the Company. Any unauthorized alteration, forgery or falsification of the content or appearance of this document is unlawful and offenders may be prosecuted to the fullest extent of the law. Unless otherwise stated the results shown in this test report refer only to the sample(s) tested and such sample(s) are retained for 30 days only.

Attention: To check the authenticity of testing /inspection report & certificate, please contact us at telephone: (86-755) 8307 1443, or email: CN.Doccheck@sgs.com

NO.588 West Jindu Road, Songjiang District, Shanghai China 201612 t (86-21) 61915666 f (86-21) 61915678 www.ssgsgroup.com.cn
中国·上海·松江区金都西路588号 邮编: 201612 t (86-21) 61915666 f (86-21) 61915678 sgs.china@sgs.com

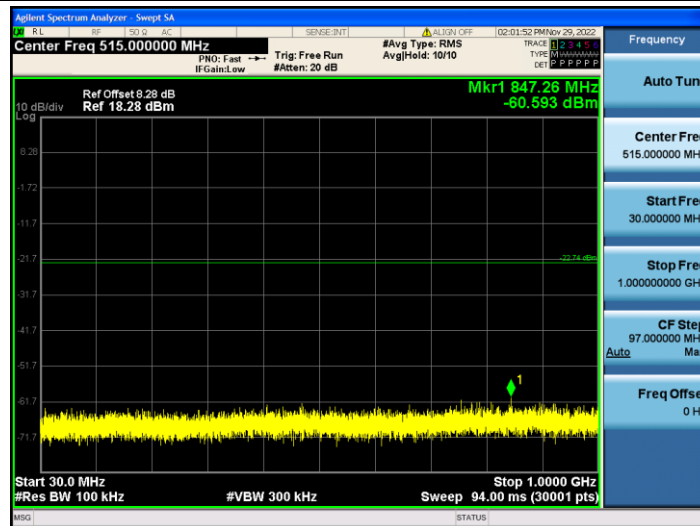


BLE_1M_Ant1_2440_0~Reference

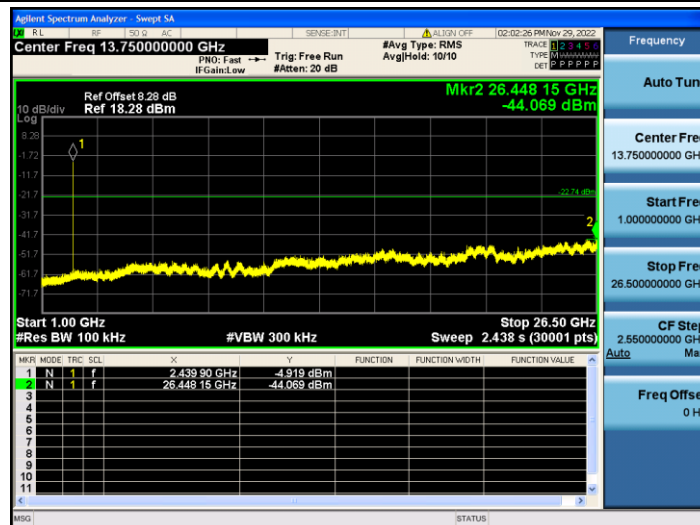


BLE_1M_Ant1_2440_30~1000





BLE_1M_Ant1_2440_1000~26500



BLE_1M_Ant1_2480_0~Reference



Unless otherwise agreed in writing, this document is issued by the Company subject to its General Conditions of Service printed overleaf, available on request or accessible at <https://www.sgs.com/en/Terms-and-Conditions>. Attention is drawn to the limitation of liability, indemnification and jurisdiction issues defined therein. Any holder of this document is advised that information contained hereon reflects the Company's findings at the time of its intervention only and within the limits of Client's instructions, if any. The Company's sole responsibility is to its Client and this document does not exonerate parties to a transaction from exercising all their rights and obligations under the transaction documents. This document cannot be reproduced except in full, without prior written approval of the Company. Any unauthorized alteration, forgery or falsification of the content or appearance of this document is unlawful and offenders may be prosecuted to the fullest extent of the law. Unless otherwise stated the results shown in this test report refer only to the sample(s) tested and such sample(s) are retained for 30 days only.

Attention: To check the authenticity of testing / inspection report & certificate, please contact us at telephone: (86-755) 8307 1443, or email: CN.Doccheck@sgs.com

SGS-CSTC Standards Technical Services (Shanghai) Co., Ltd.
EEC EMC Lab

NO.588 West Jindu Road, Songjiang District, Shanghai China 201612
中国·上海·松江区金都西路588号 邮编: 201612

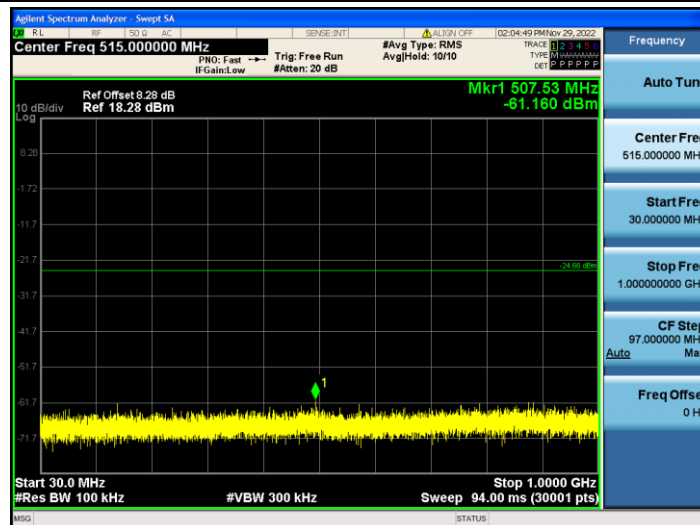
t (86-21) 61915666
t (86-21) 61915666

f (86-21) 61915678
f (86-21) 61915678

www.sgsgroup.com.cn
sgs.china@sgs.com



BLE_1M_Ant1_2480_30~1000



BLE_1M_Ant1_2480_1000~26500



Unless otherwise agreed in writing, this document is issued by the Company subject to its General Conditions of Service printed overleaf, available on request or accessible at <https://www.sgs.com/en/Terms-and-Conditions>. Attention is drawn to the limitation of liability, indemnification and jurisdiction issues defined therein. Any holder of this document is advised that information contained hereon reflects the Company's findings at the time of its intervention only and within the limits of Client's instructions, if any. The Company's sole responsibility is to its Client and this document does not exonerate parties to a transaction from exercising all their rights and obligations under the transaction documents. This document cannot be reproduced except in full, without prior written approval of the Company. Any unauthorized alteration, forgery or falsification of the content or appearance of this document is unlawful and offenders may be prosecuted to the fullest extent of the law. Unless otherwise stated the results shown in this test report refer only to the sample(s) tested and such sample(s) are retained for 30 days only.

Attention: To check the authenticity of testing /inspection report & certificate, please contact us at telephone: (86-755) 8307 1443, or email: CN.Doccheck@sgs.com

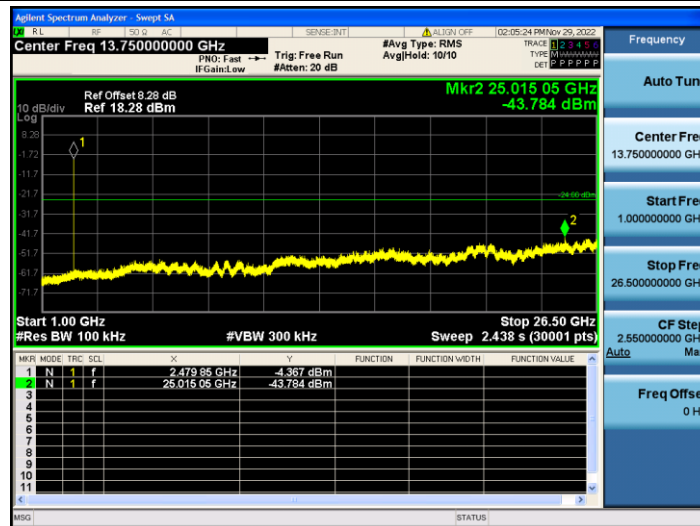
SGS-CSTC Standards Technical Services (Shanghai) Co., Ltd.
EEC EMC Lab

NO.588 West Jindu Road, Songjiang District, Shanghai China 201612
中国·上海·松江区金都西路588号 邮编: 201612

t (86-21) 61915666
t (86-21) 61915666

f (86-21) 61915678
f (86-21) 61915678

www.sgsgroup.com.cn
sgs.china@sgs.com



-- End of the Report --



Unless otherwise agreed in writing, this document is issued by the Company subject to its General Conditions of Service printed overleaf, available on request or accessible at <https://www.sgs.com/en/Terms-and-Conditions>. Attention is drawn to the limitation of liability, indemnification and jurisdiction issues defined therein. Any holder of this document is advised that information contained hereon reflects the Company's findings at the time of its intervention only and within the limits of Client's instructions, if any. The Company's sole responsibility is to its Client and this document does not exonerate parties to a transaction from exercising all their rights and obligations under the transaction documents. This document cannot be reproduced except in full, without prior written approval of the Company. Any unauthorized alteration, forgery or falsification of the content or appearance of this document is unlawful and offenders may be prosecuted to the fullest extent of the law. Unless otherwise stated the results shown in this test report refer only to the sample(s) tested and such sample(s) are retained for 30 days only.

Attention: To check the authenticity of testing /inspection report & certificate, please contact us at telephone: (86-755) 8307 1443, or email: CN.Doccheck@sgs.com

SGS-CSTC Standards Technical Services (Shanghai) Co., Ltd.
EEC EMC Lab

NO.588 West Jindu Road, Songjiang District, Shanghai China 201612
中国·上海·松江区金都西路588号 邮编: 201612

t (86-21) 61915666
t (86-21) 61915666

f (86-21) 61915678
f (86-21) 61915678

www.sgsgroup.com.cn
sgs.china@sgs.com