



RF Test Photograph


Description: Radiated Spurious Emissions Test Setup for below 1GHz_1st model




Description: Radiated Spurious Emissions Test Setup for above 1GHz_1st model




Description: Radiated Spurious Emissions Test Setup for below 1GHz_2nd model




Description: Radiated Spurious Emissions Test Setup for above 1GHz_2nd model




Description: Radiated Spurious Emissions Test Setup for below 1GHz_3rd model



Description: Radiated Spurious Emissions Test Setup for above 1GHz_3rd model




Description: DFS Test Setup



EMC Test Photograph


Test Mode: Mode 1

Description: Front View Conducted Emission Test Setup for Power Port




Test Mode: Mode 1

Description: Back View Conducted Emission Test Setup for Power Port



Test Mode: Mode 1

Description: Radiated Emission Test Setup (30MHz ~ 1GHz)



Test Mode: Mode 1

Description: Radiated Emission Test Setup (1 ~ 18GHz)

